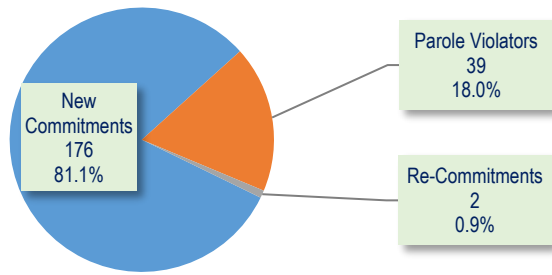


SECURE CARE COMMITMENT STATUS

Population by commitment status as of the last day of the month.



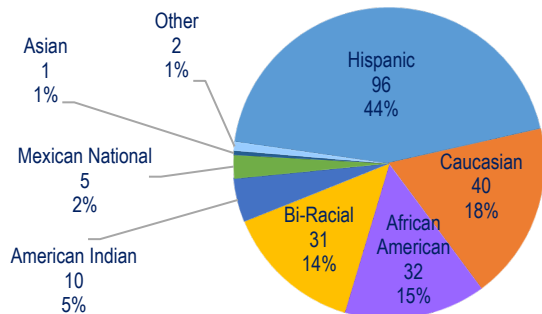
SECURE CARE COMMITTING COUNTY

Population as of the last day of the month.

COUNTY	MALE	FEMALE	TOTAL	PERCENT
Apache	0	0	0	0.0%
Cochise	5	1	6	2.8%
Coconino	2	0	2	0.9%
Gila	2	0	2	0.9%
Graham	6	0	6	2.8%
Greenlee	2	1	3	1.4%
La Paz	0	0	0	0.0%
Maricopa	113	6	119	54.8%
Mohave	14	1	15	6.9%
Navajo	1	0	1	0.5%
Pima	14	0	14	6.5%
Pinal	7	0	7	3.2%
Santa Cruz	2	1	3	1.4%
Yavapai	6	1	7	3.2%
Yuma	23	9	32	14.7%
TOTAL	197	20	217	100%

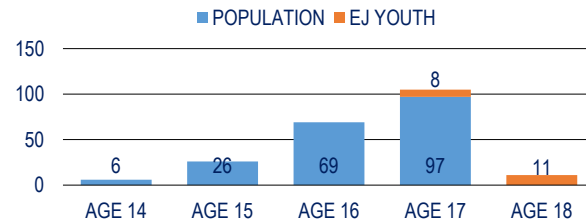
SECURE CARE ETHNIC DISTRIBUTION

Population as of the last day of the month.



SECURE CARE AGE DISTRIBUTION

A.R.S. 8-202 requires juvenile courts to retain jurisdiction over a juvenile who is at least 17 years old and who has been adjudicated delinquent, until the person reaches 19 years old. This requires the court to order continued services until the juvenile reaches 19 years old or services are terminated by the court. Content represents population as of the last day of the month, highlighting our Extended Jurisdiction (EJ) youth.



LENGTH OF STAY

Since July 1, 2020 (FY 2021), AZDJC released 61 youth from its population, who served an average of 9.1 months.

CATEGORY	6 MONTHS OR LESS	6 TO 12 MONTHS	12 MONTHS OR GREATER
Released to Parole	1	18	6
Aged Out (18-19)	18	7	5
Transfer to Adult	1	2	2
Death*	0	0	1
ICE Discharge	0	0	0
Recalled by Court	0	0	0
TOTAL	20	27	14

* Death of youth occurred while in the custody of adult jail.

RECIDIVISM RATES

Represents youth identified by the year they were released, who returned to custody with AZDJC or ADC following their release from Secure Care.

LENGTH OF FOLLOW-UP	NEW OFFENSES & TECHNICAL VIOLATIONS	NEW OFFENSES	SEXUAL OFFENSES
2017 Releases (12 Months)	34.6%	23.4%	0.0%
2016 Releases (24 Months)	42.0%	29.5%	1.9%
2015 Releases (36 Months)	49.8%	41.7%	0.0%

RESTORATIVE JUSTICE

Represents services provided to victims and restitution collected from youth. As of September 30, 2020, 45 (20.7%) victims are registered.

CATEGORY	THIS MONTH	FY 21 (YTD)
Victims Registered	0	45
Victim Notifications	12	64
Victim Notification of Release	2	5
Victim Services Provided	59	295
Victim Restitution Collected	\$0.00	\$805.60

ARIZONA DEPARTMENT OF JUVENILE CORRECTIONS

JUST THE FACTS

Our Vision is to be a nationally recognized leader that advances public safety through the rehabilitation of seriously delinquent youth.

SEPTEMBER 2020

DOUGLAS A. DUCEY
GOVERNOR

JEFF HOOD
DIRECTOR

ARIZONA DEPARTMENT
OF JUVENILE CORRECTIONS
1624 West Adams Street
Phoenix, Arizona 85007
www.azdjc.gov

This publication provides preliminary data. Please refer to our online reports for the most current statistics. Thank you.

Published October 13, 2020
Revised: July 20, 2021

AGENCY CENSUS

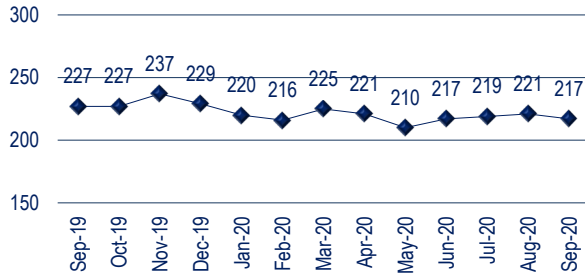
Population as of the last day of the month.

CATEGORY	MALE	FEMALE	TOTAL
Secure Care	197	20	217
Parole* – Community Supervision	39	6	45
Parole – Interstate In	63	8	71
Parole* – Interstate Out	0	0	0
Parole* – Abscond/Warrant Status	5	0	5
Probation – Interstate Out	48	20	68
TOTAL	352	54	406

AZDJC currently supervises 19 extended jurisdiction youth. All 19 youth are in Secure Care (18 male / 1 female). Dually involved youth, (Department of Child Safety) represent 46 (17.2%) of our Secure Care and Parole* populations.

SECURE CARE POPULATION TREND

Content represents a thirteen-month population trend as of the last day of the month. Data reflects a 4.4% decrease since September 30, 2019.



SECURE CARE POPULATION DETAIL

Population admissions and releases during the month.

*Death of youth occurred while in the custody of adult jail.

POPULATION AS OF AUGUST 31, 2020			
			221
ADMISSIONS	MALE	FEMALE	TOTAL
New Commitment	6	6	12
Parole Violator	9	1	10
Re-Commitment	0	0	0
TOTAL	15	7	22
RELEASES	MALE	FEMALE	TOTAL
Released to Parole	9	2	11
Aged Out (18-19)	8	3	11
Transferred to Adult	3	0	3
Death*	1	0	1
ICE Discharge	0	0	0
Recalled by the Court	0	0	0
TOTAL	21	5	26
POPULATION AS OF SEPTEMBER 30, 2020			
			217

AGENCY RISK LEVELS

Population risk to recidivate based upon the Arizona Juvenile Assessment System (AZYAS) Assessment Tool as of the last day of the month.

CATEGORY	SECURE CARE ⁽¹⁾	PAROLE ⁽²⁾
Low Risk	31 14.3%	5 10.0%
Medium Risk	89 41.0%	28 56.0%
High Risk	97 44.7%	17 34.0%
TOTAL	217 100%	50 100%

¹All youth in Secure Care had been assessed at the time of this report.

²Parole includes Community Supervision, Interstate Out and Abscond.

AGENCY PRIOR REFERRALS

The number of times a youth was involved in the juvenile justice system prior to commitment to AZDJC as of the last day of the month.

CATEGORY	SECURE CARE	PAROLE
1 to 3 Referrals	28	6
4 to 6 Referrals	24	12
7 to 9 Referrals	51	7
10 to 12 Referrals	43	9
13 or More Referrals	71	16
TOTAL	217	50

AGENCY PRIOR ADJUDICATIONS

The number of times a youth was adjudicated delinquent prior to commitment to AZDJC as of the last day of the month.

CATEGORY	SECURE CARE	PAROLE
1 Adjudication	30	10
2 to 3 Adjudications	102	18
4 to 5 Adjudications	63	17
6 to 7 Adjudications	17	3
8 or More Adjudications	5	1
TOTAL	217	49

AGENCY PRIOR COMMITMENT OFFENSES

The most serious offense committed by the youth prior to commitment to AZDJC as of the last day of the month.

CATEGORY	SECURE CARE	PAROLE
Crimes Against Persons	65	14
Property Offenses	57	11
Other Offenses	32	8
Public Order Offenses	23	7
Drug Offenses	22	3
Weapon Offenses	18	7
Non-Delinquent Offenses	0	0
TOTAL	217	50

CLINICAL SERVICES

During the intake assessment, we identify and prescribe treatment to address criminogenic and non-criminogenic factors. Content represents the minimum treatment duration and number of youth prescribe treatment as of the last day of the month. Youth may be enrolled in more than one program.

CATEGORY	DURATION	YOUTH
Dialectical Behavior Therapy	6 Months	217
Seven Challenges	6 Months	135
Aggression Replacement Therapy	10 Weeks	157
Stages of Accomplishment ⁽¹⁾	6 Months	12
Sex Trafficking Awareness & Recovery ⁽²⁾	11 Weeks	5

¹ Stages of Accomplishment – Individual formalized treatment.

² Sex Trafficking Awareness & Recovery – Prescribed for female youth only.

EDUCATION SERVICES

Number of youth enrolled in all school programs as of the last day of the month. Youth may be enrolled in more than one program.

CATEGORY	SECURE CARE
Enrolled in School	196
Out to Court / Detention – Not Enrolled in School	21
Enrolled in Career Technical Education	55
Enrolled in IDEA / Section 504 (Special Education)	52
GED Certificates Awarded (FY 2021)	5
High School Diplomas Awarded (FY 2021)	1

EDUCATION SERVICES WHILE ON PAROLE

Number of youth enrolled in school or work activities while on Parole as of the last day of the month. Youth may be enrolled in more than one program.

CATEGORY	PAROLE
Enrolled in School	22
GED Preparation	3
Post-Secondary School	0
Vocational Training	3
Employment	12

HEALTH SERVICES

Number of health-related services provided to youth throughout the month.

CATEGORY	SECURE CARE
Hospital Admissions	1
Intake Medical / Dental Screenings	21
Medical Provider Visits	174
Dental Provider Visits	61
Nursing Contacts*	1,768
Mental Health (Psychiatric) Provider Visits	77

*Contact includes sick calls, blood work, treatment and screenings.