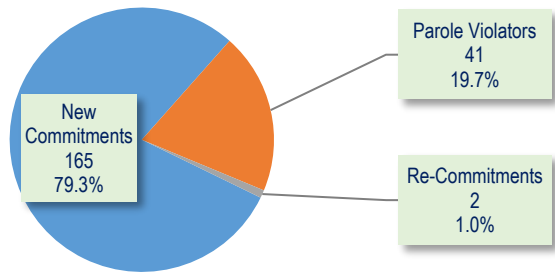


SECURE CARE COMMITMENT STATUS

Population by commitment status as of the last day of the month.



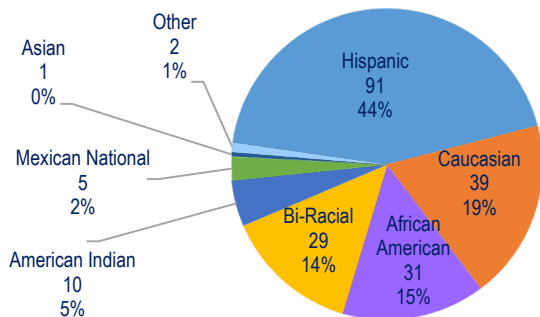
SECURE CARE COMMITTING COUNTY

Population as of the last day of the month.

COUNTY	MALE	FEMALE	TOTAL	PERCENT
Apache	0	0	0	0.0%
Cochise	5	1	6	2.9%
Coconino	2	0	2	1.0%
Gila	3	0	3	1.4%
Graham	6	0	6	2.9%
Greenlee	4	1	5	2.4%
La Paz	0	0	0	0.0%
Maricopa	107	6	113	54.3%
Mohave	10	2	12	5.8%
Navajo	0	0	0	0.0%
Pima	13	0	13	6.3%
Pinal	5	0	5	2.4%
Santa Cruz	2	1	3	1.4%
Yavapai	7	1	8	3.8%
Yuma	23	9	32	15.4%
TOTAL	187	21	208	100%

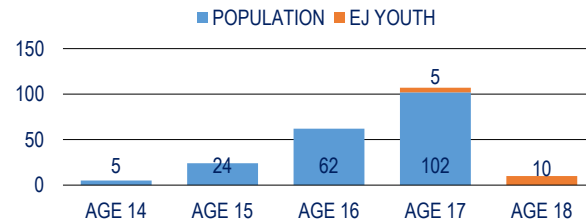
SECURE CARE ETHNIC DISTRIBUTION

Population as of the last day of the month.



SECURE CARE AGE DISTRIBUTION

A.R.S. 8-202 requires juvenile courts to retain jurisdiction over a juvenile who is at least 17 years old and who has been adjudicated delinquent, until the person reaches 19 years old. This requires the court to order continued services until the juvenile reaches 19 years old or services are terminated by the court. Content represents population as of the last day of the month, highlighting our Extended Jurisdiction (EJ) youth.



LENGTH OF STAY

Since July 1, 2020 (FY 2021), AZDJC released 85 youth from its population, who served an average of 9 months.

CATEGORY	6 MONTHS OR LESS	6 TO 12 MONTHS	12 MONTHS OR GREATER
Released to Parole	2	30	11
Aged Out (18-19)	20	10	5
Transfer to Adult	1	2	3
Death*	0	0	1
ICE Discharge	0	0	0
Recalled by Court	0	0	0
TOTAL	23	42	20

* Death of youth occurred while in the custody of adult jail.

RECIDIVISM RATES

Represents youth identified by the year they were released, who returned to custody with AZDJC or ADC following their release from Secure Care.

LENGTH OF FOLLOW-UP	NEW OFFENSES & TECHNICAL VIOLATIONS	NEW OFFENSES	SEXUAL OFFENSES
2017 Releases (12 Months)	34.6%	23.4%	0.0%
2016 Releases (24 Months)	42.0%	29.5%	1.9%
2015 Releases (36 Months)	49.8%	41.7%	0.0%

RESTORATIVE JUSTICE

Represents services provided to victims and restitution collected from youth. As of October 31, 2020, 41 (19.7%) victims are registered.

CATEGORY	THIS MONTH	FY 21 (YTD)
Victims Registered	1	41
Victim Notifications	36	100
Victim Notification of Release	9	14
Victim Services Provided	115	410
Victim Restitution Collected	\$0.00	\$805.60

ARIZONA DEPARTMENT OF JUVENILE CORRECTIONS

JUST THE FACTS

Our Vision is to be a nationally recognized leader that advances public safety through the rehabilitation of seriously delinquent youth.

OCTOBER 2020

DOUGLAS A. DUCEY
GOVERNOR

JEFF HOOD
DIRECTOR

ARIZONA DEPARTMENT
OF JUVENILE CORRECTIONS
1624 West Adams Street
Phoenix, Arizona 85007
www.azdjc.gov

This publication provides preliminary data. Please refer to our online reports for the most current statistics. Thank you.

Published: November 10, 2020
Revised: July 20, 2021

AGENCY CENSUS

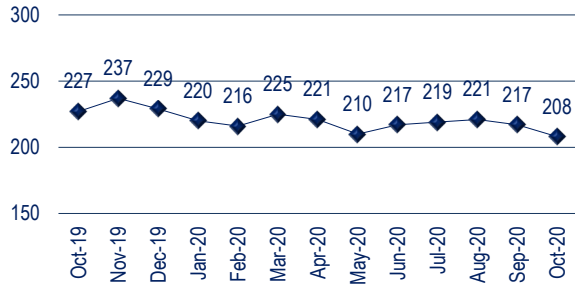
Population as of the last day of the month.

CATEGORY	MALE	FEMALE	TOTAL
Secure Care	187	21	208
Parole* – Community Supervision	45	3	48
Parole – Interstate In	64	8	72
Parole* – Interstate Out	0	0	0
Parole* – Abscond/Warrant Status	5	2	7
Probation – Interstate Out	47	22	69
TOTAL	348	56	404

AZDJC currently supervises 15 extended jurisdiction youth within our Secure Care (14 male / 1 female) facility. Dually involved youth, (Department of Child Safety) represent 48 (18.3%) of our Secure Care and Parole* populations.

SECURE CARE POPULATION TREND

Content represents a thirteen-month population trend as of the last day of the month. Data reflects an 8.4% decrease since October 31, 2019.



SECURE CARE POPULATION DETAIL

Population admissions and releases during the month.

POPULATION AS OF SEPTEMBER 30, 2020				217
ADMISSIONS	MALE	FEMALE	TOTAL	
New Commitment	9	0	9	
Parole Violator	5	1	6	
Re-Commitment	0	0	0	
TOTAL	14	1	15	
RELEASES	MALE	FEMALE	TOTAL	
Released to Parole	18	0	18	
Aged Out (18-19)	5	0	5	
Transfer to Adult	1	0	1	
ICE Discharge	0	0	0	
Recalled by Court	0	0	0	
TOTAL	24	0	24	
POPULATION AS OF OCTOBER 31, 2020				208

AGENCY RISK LEVELS

Population risk to recidivate based upon the Arizona Juvenile Assessment System (AZYAS) Assessment Tool as of the last day of the month.

CATEGORY	SECURE CARE ⁽¹⁾	PAROLE ⁽²⁾
Low Risk	29 13.9%	7 12.7%
Medium Risk	83 39.9%	30 54.5%
High Risk	96 46.2%	18 32.7%
TOTAL	208 100%	55 100%

¹ All youth in Secure Care had been assessed at the time of this report.

² Parole includes Community Supervision, Interstate Out and Abscond.

AGENCY PRIOR REFERRALS

The number of times a youth was involved in the juvenile justice system prior to commitment to AZDJC as of the last day of the month.

CATEGORY	SECURE CARE	PAROLE
1 to 3 Referrals	26	6
4 to 6 Referrals	28	12
7 to 9 Referrals	51	6
10 to 12 Referrals	39	14
13 or More Referrals	64	17
TOTAL	208	55

AGENCY PRIOR ADJUDICATIONS

The number of times a youth was adjudicated delinquent prior to commitment to AZDJC as of the last day of the month.

CATEGORY	SECURE CARE	PAROLE
1 Adjudication	30	9
2 to 3 Adjudications	97	23
4 to 5 Adjudications	60	18
6 to 7 Adjudications	16	4
8 or More Adjudications	5	1
TOTAL	208	55

AGENCY PRIOR COMMITMENT OFFENSES

The most serious offense committed by the youth prior to commitment to AZDJC as of the last day of the month.

CATEGORY	SECURE CARE	PAROLE
Crimes Against Persons	61	17
Property Offenses	58	13
Other Offenses	17	7
Public Order Offenses	20	9
Drug Offenses	30	6
Weapon Offenses	22	3
Non-Delinquent Offenses	0	0
TOTAL	208	55

CLINICAL SERVICES

During the intake assessment, we identify and prescribe treatment to address criminogenic and non-criminogenic factors. Content represents the minimum treatment duration and number of youth prescribe treatment as of the last day of the month. Youth may be enrolled in more than one program.

CATEGORY	DURATION	YOUTH
Dialectical Behavior Therapy	6 Months	208
Seven Challenges	6 Months	131
Aggression Replacement Therapy	10 Weeks	147
Stages of Accomplishment ⁽¹⁾	6 Months	12
Sex Trafficking Awareness & Recovery ⁽²⁾	11 Weeks	6

¹ Stages of Accomplishment – Individual formalized treatment.

² Sex Trafficking Awareness & Recovery – Prescribed for female youth only.

EDUCATION SERVICES

Number of youth enrolled in all school programs as of the last day of the month. Youth may be enrolled in more than one program.

CATEGORY	SECURE CARE
Enrolled in School	189
Out to Court / Detention – Not Enrolled in School	19
Enrolled in Career Technical Education	49
Enrolled in IDEA / Section 504 (Special Education)	47
GED Certificates Awarded (FY 2021)	7
High School Diplomas Awarded (FY 2021)	2

EDUCATION SERVICES WHILE ON PAROLE

Number of youth enrolled in school or work activities while on Parole as of the last day of the month. Youth may be enrolled in more than one program.

CATEGORY	PAROLE
Enrolled in School	21
GED Preparation	4
Post-Secondary School	0
Vocational Training	2
Employment	11

HEALTH SERVICES

Number of health-related services provided to youth throughout the month.

CATEGORY	SECURE CARE
Hospital Admissions	0
Intake Medical / Dental Screenings	15
Medical Provider Visits	167
Dental Provider Visits	15
Nursing Contacts*	1,520
Mental Health (Psychiatric) Provider Visits	87

*Contact includes sick calls, blood work, treatment and screenings.