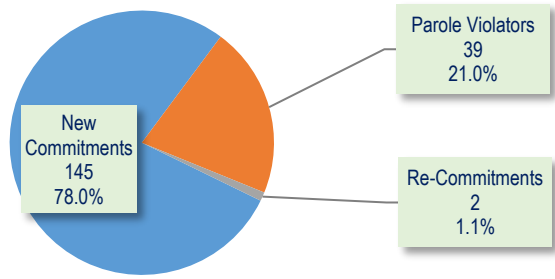


SECURE CARE COMMITMENT STATUS

Population by commitment status as of the last day of the month.



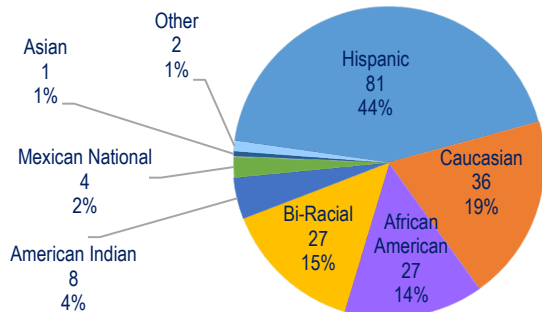
SECURE CARE COMMITTING COUNTY

Population as of the last day of the month.

COUNTY	MALE	FEMALE	TOTAL	PERCENT
Apache	0	0	0	0.0%
Cochise	2	2	4	2.2%
Coconino	2	0	2	1.1%
Gila	2	0	2	1.1%
Graham	6	0	6	3.2%
Greenlee	3	1	4	2.2%
La Paz	0	0	0	0.0%
Maricopa	94	6	100	53.8%
Mohave	10	2	12	6.5%
Navajo	0	0	0	0.0%
Pima	13	0	13	7.0%
Pinal	5	0	5	2.7%
Santa Cruz	2	1	3	1.6%
Yavapai	4	1	5	2.7%
Yuma	23	7	30	16.1%
TOTAL	166	20	186	100%

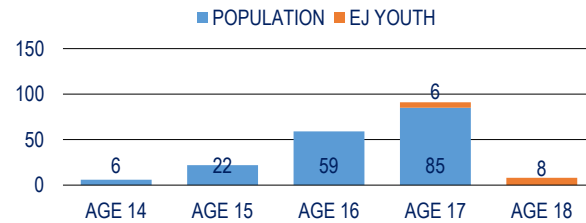
SECURE CARE ETHNIC DISTRIBUTION

Population as of the last day of the month.



SECURE CARE AGE DISTRIBUTION

A.R.S. 8-202 requires juvenile courts to retain jurisdiction over a juvenile who is at least 17 years old and who has been adjudicated delinquent, until the person reaches 19 years old. This requires the court to order continued services until the juvenile reaches 19 years old or services are terminated by the court. Content represents population as of the last day of the month, highlighting our Extended Jurisdiction (EJ) youth.



LENGTH OF STAY

Since July 1, 2020 (FY 2021), AZDJC released 119 youth from its population, who served an average of 9.3 months.

CATEGORY	6 MONTHS OR LESS	6 TO 12 MONTHS	12 MONTHS OR GREATER
Released to Parole	2	47	16
Aged Out (18-19)	27	10	8
Transfer to Adult	1	2	4
Death*	0	0	1
ICE Discharge	0	1	0
Recalled by Court	0	0	0
TOTAL	30	60	29

* Death of youth occurred while in the custody of adult jail.

RECIDIVISM RATES

Represents youth identified by the year they were released, who returned to custody with AZDJC or ADC following their release from Secure Care.

LENGTH OF FOLLOW-UP	NEW OFFENSES & TECHNICAL VIOLATIONS	NEW OFFENSES	SEXUAL OFFENSES
2017 Releases (12 Months)	34.6%	23.4%	0.0%
2016 Releases (24 Months)	42.0%	29.5%	1.9%
2015 Releases (36 Months)	49.8%	41.7%	0.0%

RESTORATIVE JUSTICE

Represents services provided to victims and restitution collected from youth. As of October 31, 2020, 41 (19.7%) victims are registered.

CATEGORY	THIS MONTH	FY 21 (YTD)
Victims Registered	0	39
Victim Notifications	12	112
Victim Notification of Release	2	16
Victim Services Provided	110	520
Victim Restitution Collected	\$14.00	\$819.60

ARIZONA DEPARTMENT OF JUVENILE CORRECTIONS

JUST THE FACTS

Our Vision is to be a nationally recognized leader that advances public safety through the rehabilitation of seriously delinquent youth.

NOVEMBER 2020

DOUGLAS A. DUCEY
GOVERNOR

JEFF HOOD
DIRECTOR

ARIZONA DEPARTMENT
OF JUVENILE CORRECTIONS
1624 West Adams Street
Phoenix, Arizona 85007
www.azdjc.gov

This publication provides preliminary data. Please refer to our online reports for the most current statistics. Thank you.

Published: December 10, 2020
Revised: July 20, 2021

AGENCY CENSUS

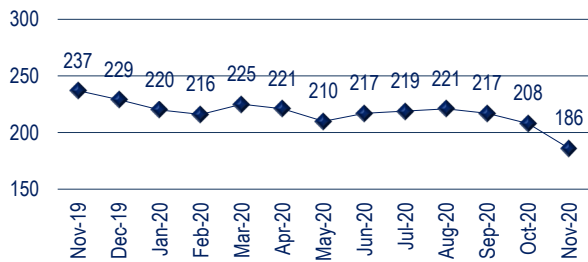
Population as of the last day of the month.

CATEGORY	MALE	FEMALE	TOTAL
Secure Care	166	20	186
Parole* – Community Supervision	63	6	69
Parole – Interstate In	67	9	76
Parole* – Interstate Out	0	0	0
Parole* – Abscond/Warrant Status	4	3	7
Probation – Interstate Out	48	22	70
TOTAL	348	60	408

AZDJC currently supervises 14 Extended Jurisdiction youth within our Secure Care (13 male / 1 female) facility, and 3 male youth on Parole. Dually involved youth, (Department of Child Safety) represent 43 (16.4%) of our Secure Care and Parole* populations.

SECURE CARE POPULATION TREND

Content represents a thirteen-month population trend as of the last day of the month. Data reflects a 21.5% decrease since November 30, 2019.



SECURE CARE POPULATION DETAIL

Population admissions and releases during the month.

POPULATION AS OF OCTOBER 31, 2020			
			208
ADMISSIONS	MALE	FEMALE	TOTAL
New Commitment	8	2	10
Parole Violator	2	0	2
Re-Commitment	0	0	0
TOTAL	10	2	12
RELEASES	MALE	FEMALE	TOTAL
Released to Parole	20	2	22
Aged Out (18-19)	9	1	10
Transfer to Adult	1	0	1
ICE Discharge	1	0	1
Recalled by Court	0	0	0
TOTAL	31	3	34
POPULATION AS OF NOVEMBER 30, 2020			
			186

AGENCY RISK LEVELS

Population risk to recidivate based upon the Arizona Juvenile Assessment System (AZYAS) Assessment Tool as of the last day of the month.

CATEGORY	SECURE CARE ⁽¹⁾	PAROLE ⁽²⁾
Low Risk	26 14.0%	7 10.1%
Medium Risk	70 37.6%	39 56.5%
High Risk	89 47.8%	23 33.3%
TOTAL	185 99%	69 100%

¹ All youth in Secure Care had been assessed at the time of this report.

² Parole includes Community Supervision, Interstate Out and Abscond.

AGENCY PRIOR REFERRALS

The number of times a youth was involved in the juvenile justice system prior to commitment to AZDJC as of the last day of the month.

CATEGORY	SECURE CARE	PAROLE
1 to 3 Referrals	25	5
4 to 6 Referrals	23	17
7 to 9 Referrals	47	10
10 to 12 Referrals	37	14
13 or More Referrals	54	23
TOTAL	186	69

AGENCY PRIOR ADJUDICATIONS

The number of times a youth was adjudicated delinquent prior to commitment to AZDJC as of the last day of the month.

CATEGORY	SECURE CARE	PAROLE
1 Adjudication	26	10
2 to 3 Adjudications	91	30
4 to 5 Adjudications	53	19
6 to 7 Adjudications	13	7
8 or More Adjudications	3	3
TOTAL	186	69

AGENCY PRIOR COMMITMENT OFFENSES

The most serious offense committed by the youth prior to commitment to AZDJC as of the last day of the month.

CATEGORY	SECURE CARE	PAROLE
Crimes Against Persons	56	17
Property Offenses	51	21
Other Offenses	14	6
Public Order Offenses	19	10
Drug Offenses	26	10
Weapon Offenses	20	5
Non-Delinquent Offenses	0	0
TOTAL	186	69

CLINICAL SERVICES

During the intake assessment, we identify and prescribe treatment to address criminogenic and non-criminogenic factors. Content represents the minimum treatment duration and number of youth prescribe treatment as of the last day of the month. Youth may be enrolled in more than one program.

CATEGORY	DURATION	YOUTH
Dialectical Behavior Therapy	6 Months	185
Seven Challenges	6 Months	114
Aggression Replacement Therapy	10 Weeks	131
Stages of Accomplishment ⁽¹⁾	6 Months	10
Sex Trafficking Awareness & Recovery ⁽²⁾	11 Weeks	6

¹ Stages of Accomplishment – Individual formalized treatment.

² Sex Trafficking Awareness & Recovery – Prescribed for female youth only.

EDUCATION SERVICES

Number of youth enrolled in all school programs as of the last day of the month. Youth may be enrolled in more than one program.

CATEGORY	SECURE CARE
Enrolled in School	173
Out to Court / Detention – Not Enrolled in School	13
Enrolled in Career Technical Education	60
Enrolled in IDEA / Section 504 (Special Education)	50
GED Certificates Awarded (FY 2021)	11
High School Diplomas Awarded (FY 2021)	3

EDUCATION SERVICES WHILE ON PAROLE

Number of youth enrolled in school or work activities while on Parole as of the last day of the month. Youth may be enrolled in more than one program.

CATEGORY	PAROLE
Enrolled in School	22
GED Preparation	4
Post-Secondary School	0
Vocational Training	0
Employment	15

HEALTH SERVICES

Number of health-related services provided to youth throughout the month.

CATEGORY	SECURE CARE
Hospital Admissions	0
Intake Medical / Dental Screenings	11
Medical Provider Visits	65
Dental Provider Visits	34
Nursing Contacts*	312
Mental Health (Psychiatric) Provider Visits	40

*Contact includes sick calls, blood work, treatment and screenings.