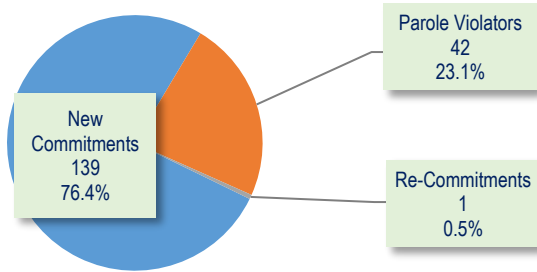


SECURE CARE COMMITMENT STATUS

Population by commitment status as of the last day of the month.



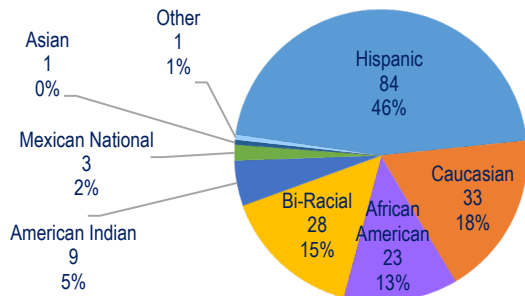
SECURE CARE COMMITTING COUNTY

Population as of the last day of the month.

COUNTY	MALE	FEMALE	TOTAL	PERCENT
Apache	0	0	0	0.0%
Cochise	1	1	2	1.1%
Coconino	2	0	2	1.1%
Gila	2	1	3	1.6%
Graham	5	0	5	2.7%
Greenlee	3	1	4	2.2%
La Paz	0	0	0	0.0%
Maricopa	88	7	95	52.2%
Mohave	9	2	11	6.0%
Navajo	0	0	0	0.0%
Pima	12	0	12	6.6%
Pinal	6	0	6	3.3%
Santa Cruz	2	0	2	1.1%
Yavapai	6	1	7	3.8%
Yuma	25	8	33	18.1%
TOTAL	161	21	182	100%

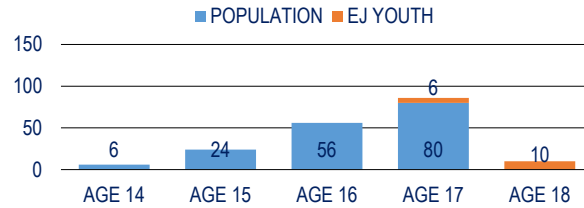
SECURE CARE ETHNIC DISTRIBUTION

Population as of the last day of the month.



SECURE CARE AGE DISTRIBUTION

A.R.S. 8-202 requires juvenile courts to retain jurisdiction over a juvenile who is at least 17 years old and who has been adjudicated delinquent, until the person reaches 19 years old. This requires the court to order continued services until the juvenile reaches 19 years old or services are terminated by the court. Content represents population as of the last day of the month, highlighting our Extended Jurisdiction (EJ) youth.



LENGTH OF STAY

Since July 1, 2020 (FY2021), AZDJC released 151 youth from its population, who served an average of 9.3 months.

CATEGORY	6 MONTHS OR LESS	6 TO 12 MONTHS	12 MONTHS OR GREATER
Released to Parole	2	65	21
Aged Out (18-19)	29	15	9
Transfer to Adult	1	3	4
Death*	0	0	1
ICE Discharge	0	1	0
Recalled by Court	0	0	0
TOTAL	32	84	35

* Death of youth occurred while in the custody of adult jail.

RECIDIVISM RATES

Represents youth identified by the year they were released, who returned to custody with AZDJC or ADC following their release from Secure Care.

LENGTH OF FOLLOW-UP	NEW OFFENSES & TECHNICAL VIOLATIONS	NEW OFFENSES	SEXUAL OFFENSES
2017 Releases (12 Months)	34.6%	23.4%	0.0%
2016 Releases (24 Months)	42.0%	29.5%	1.9%
2015 Releases (36 Months)	49.8%	41.7%	0.0%

RESTORATIVE JUSTICE

Represents services provided to victims and restitution collected from youth. As of December 31, 2020, 39 (21%) victims are registered.

CATEGORY	THIS MONTH	FY 21 (YTD)
Victims Registered	0	39
Victim Notifications	12	124
Victim Notification of Release	2	18
Victim Services Provided	106	626
Victim Restitution Collected	\$17.82	\$837.42

ARIZONA DEPARTMENT OF JUVENILE CORRECTIONS

JUST THE FACTS

Our Vision is to be a nationally recognized leader that advances public safety through the rehabilitation of seriously delinquent youth.

DECEMBER 2020

DOUGLAS A. DUCEY
GOVERNOR

JEFF HOOD
DIRECTOR

ARIZONA DEPARTMENT
OF JUVENILE CORRECTIONS
1624 West Adams Street
Phoenix, Arizona 85007
www.azdjc.gov

This publication provides preliminary data. Please refer to our online reports for the most current statistics. Thank you.

Published: January 11, 2021
Revised: July 20, 2021

AGENCY CENSUS

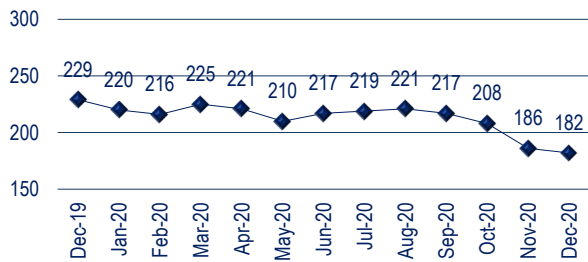
Population as of the last day of the month.

CATEGORY	MALE	FEMALE	TOTAL
Secure Care	161	21	182
Parole* – Community Supervision	66	8	74
Parole – Interstate In	64	11	75
Parole* – Interstate Out	1	0	1
Parole* – Abscond/Warrant Status	8	2	10
Probation – Interstate Out	61	23	84
TOTAL	361	65	426

AZDJC currently supervises 19 Extended Jurisdiction youth. There are 14 male and 2 female in Secure Care, and 3 male youth on Parole. Dually involved youth, (Department of Child Safety) represent 38 (14.2%) of our Secure Care and Parole* populations.

SECURE CARE POPULATION TREND

Content represents a thirteen-month population trend as of the last day of the month. Data reflects a 20.5% decrease since December 31, 2019.



SECURE CARE POPULATION DETAIL

Population admissions and releases during the month.

POPULATION AS OF NOVEMBER 30, 2020			
			186
ADMISSIONS	MALE	FEMALE	TOTAL
New Commitment	16	4	20
Parole Violator	7	1	8
Re-Commitment	0	0	0
TOTAL	23	5	28
RELEASES	MALE	FEMALE	TOTAL
Released to Parole	20	3	23
Aged Out (18-19)	7	1	8
Transfer to Adult	1	0	1
ICE Discharge	0	0	0
Recalled by Court	0	0	0
TOTAL	28	4	32
POPULATION AS OF DECEMBER 31, 2020			
			182

AGENCY RISK LEVELS

Population risk to recidivate based upon the Arizona Juvenile Assessment System (AZYAS) Assessment Tool as of the last day of the month.

CATEGORY	SECURE CARE ⁽¹⁾	PAROLE ⁽²⁾
Low Risk	25 13.7%	7 9.5%
Medium Risk	73 40.1%	39 52.7%
High Risk	84 46.2%	28 37.8%
TOTAL	182 100%	74 100%

¹All youth in Secure Care had been assessed at the time of this report.

²Parole includes Community Supervision, Interstate Out and Abscond.

AGENCY PRIOR REFERRALS

The number of times a youth was involved in the juvenile justice system prior to commitment to AZDJC as of the last day of the month.

CATEGORY	SECURE CARE	PAROLE
1 to 3 Referrals	26	8
4 to 6 Referrals	23	16
7 to 9 Referrals	42	13
10 to 12 Referrals	35	15
13 or More Referrals	56	22
TOTAL	182	74

AGENCY PRIOR ADJUDICATIONS

The number of times a youth was adjudicated delinquent prior to commitment to AZDJC as of the last day of the month.

CATEGORY	SECURE CARE	PAROLE
1 Adjudication	29	9
2 to 3 Adjudications	78	36
4 to 5 Adjudications	56	18
6 to 7 Adjudications	16	8
8 or More Adjudications	3	3
TOTAL	182	74

AGENCY PRIOR COMMITMENT OFFENSES

The most serious offense committed by the youth prior to commitment to AZDJC as of the last day of the month.

CATEGORY	SECURE CARE	PAROLE
Crimes Against Persons	53	19
Property Offenses	47	26
Other Offenses	16	4
Public Order Offenses	16	9
Drug Offenses	29	11
Weapon Offenses	21	5
Non-Delinquent Offenses	0	0
TOTAL	182	74

CLINICAL SERVICES

During the intake assessment, we identify and prescribe treatment to address criminogenic and non-criminogenic factors. Content represents the minimum treatment duration and number of youth prescribe treatment as of the last day of the month. Youth may be enrolled in more than one program.

CATEGORY	DURATION	YOUTH
Dialectical Behavior Therapy	6 Months	168
Seven Challenges	6 Months	100
Aggression Replacement Therapy	10 Weeks	118
Stages of Accomplishment ⁽¹⁾	6 Months	10
Sex Trafficking Awareness & Recovery ⁽²⁾	11 Weeks	4

¹ Stages of Accomplishment – Individual formalized treatment.

² Sex Trafficking Awareness & Recovery – Prescribed for female youth only.

EDUCATION SERVICES

Number of youth enrolled in all school programs as of the last day of the month. Youth may be enrolled in more than one program.

CATEGORY	SECURE CARE
Enrolled in School	149
Out to Court / Detention – Not Enrolled in School	33
Enrolled in Career Technical Education	50
Enrolled in IDEA / Section 504 (Special Education)	46
GED Certificates Awarded (FY 2021)	14
High School Diplomas Awarded (FY 2021)	3

EDUCATION SERVICES WHILE ON PAROLE

Number of youth enrolled in school or work activities while on Parole as of the last day of the month. Youth may be enrolled in more than one program.

CATEGORY	PAROLE
Enrolled in School	22
GED Preparation	6
Post-Secondary School	0
Vocational Training	1
Employment	16

HEALTH SERVICES

Number of health-related services provided to youth throughout the month.

CATEGORY	SECURE CARE
Hospital Admissions	0
Intake Medical / Dental Screenings	18
Medical Provider Visits	96
Dental Provider Visits	46
Nursing Sick Call Visits	460
Nursing Non-sick Calls	1,090
Mental Health (Psychiatric) Provider Visits	25