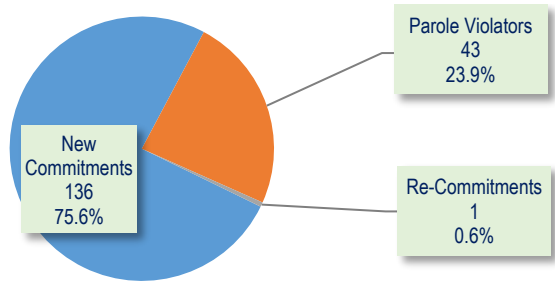


SECURE CARE COMMITMENT STATUS

Population by commitment status as of the last day of the month.



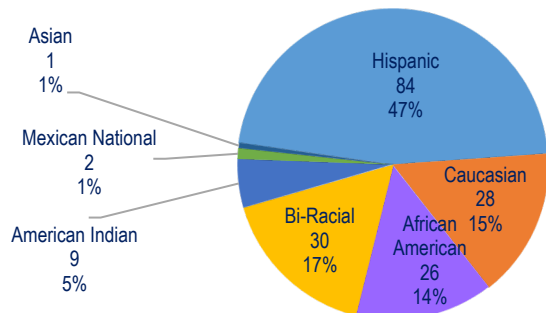
SECURE CARE COMMITTING COUNTY

Population as of the last day of the month.

COUNTY	MALE	FEMALE	TOTAL	PERCENT
Apache	0	0	0	0.0%
Cochise	1	2	3	1.7%
Coconino	1	0	1	0.6%
Gila	1	1	2	1.1%
Graham	4	0	4	2.2%
Greenlee	3	1	4	2.2%
La Paz	0	0	0	0.0%
Maricopa	76	8	84	46.7%
Mohave	8	2	10	5.6%
Navajo	0	0	0	0.0%
Pima	16	1	17	9.4%
Pinal	8	1	9	5.0%
Santa Cruz	2	0	2	1.1%
Yavapai	6	1	7	3.9%
Yuma	28	9	37	20.6%
TOTAL	154	26	180	100%

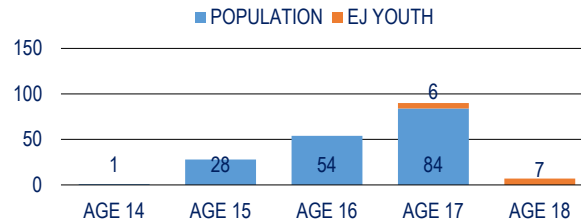
SECURE CARE ETHNIC DISTRIBUTION

Population as of the last day of the month.



SECURE CARE AGE DISTRIBUTION

A.R.S. 8-202 requires juvenile courts to retain jurisdiction over a juvenile who is at least 17 years old and who has been adjudicated delinquent, until the person reaches 19 years old. This requires the court to order continued services until the juvenile reaches 19 years old or services are terminated by the court. Content represents population as of the last day of the month, highlighting our Extended Jurisdiction (EJ) youth.



LENGTH OF STAY

Since July 1, 2020 (FY2021), AZDJC released 187 youth from its population, who served an average of 9.4 months.

CATEGORY	6 MONTHS OR LESS	6 TO 12 MONTHS	12 MONTHS OR GREATER
Released to Parole	4	80	24
Aged Out (18-19)	32	19	13
Transfer to Adult	4	4	5
Death*	0	0	1
ICE Discharge	0	1	0
Recalled by Court	0	0	0
TOTAL	40	104	43

* Death of youth occurred while in the custody of adult jail.

RECIDIVISM RATES

Represents youth identified by the year they were released, who returned to custody with AZDJC or ADC following their release from Secure Care.

LENGTH OF FOLLOW-UP	NEW OFFENSES & TECHNICAL VIOLATIONS	NEW OFFENSES	SEXUAL OFFENSES
2017 Releases (12 Months)	34.6%	23.4%	0.0%
2016 Releases (24 Months)	42.0%	29.5%	1.9%
2015 Releases (36 Months)	49.8%	41.7%	0.0%

RESTORATIVE JUSTICE

Represents services provided to victims and restitution collected from youth. As of February 28, 2021, 40 (22.2%) victims are registered.

CATEGORY	THIS MONTH	FY 21 (YTD)
Victims Registered	1	40
Victim Notifications	28	161
Victim Notification of Release	5	24
Victim Services Provided	88	867
Victim Restitution Collected	\$0.00	\$837.42

ARIZONA DEPARTMENT OF JUVENILE CORRECTIONS

JUST THE FACTS

Our Vision is to be a nationally recognized leader that advances public safety through the rehabilitation of seriously delinquent youth.

FEBRUARY 2021

DOUGLAS A. DUCEY
GOVERNOR

JEFF HOOD
DIRECTOR

ARIZONA DEPARTMENT
OF JUVENILE CORRECTIONS
1624 West Adams Street
Phoenix, Arizona 85007
www.azdjc.gov

This publication provides preliminary data. Please refer to our online reports for the most current statistics. Thank you.

Published: March 10, 2021
Revised: July 20, 2021

AGENCY CENSUS

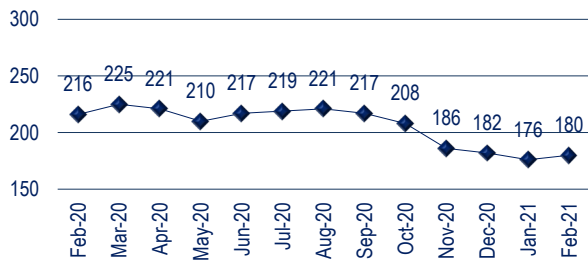
Population as of the last day of the month.

CATEGORY	MALE	FEMALE	TOTAL
Secure Care	154	26	180
Parole* – Community Supervision	51	7	58
Parole – Interstate In	56	7	63
Parole* – Interstate Out	1	0	1
Parole* – Abscond/Warrant Status	11	1	12
Probation – Interstate Out	45	19	64
TOTAL	318	60	378

AZDJC currently supervises 19 Extended Jurisdiction youth. There are 12 males and 1 female in Secure Care, and 6 males and 1 female on Parole. Dually involved youth, (Department of Child Safety) represent 38 (15%) of our Secure Care and Parole* populations.

SECURE CARE POPULATION TREND

Content represents a thirteen-month population trend as of the last day of the month. Data reflects a 16.7% decrease since February 28, 2020.



SECURE CARE POPULATION DETAIL

Population admissions and releases during the month.

POPULATION AS OF JANUARY 31, 2021			
			176
ADMISSIONS	MALE	FEMALE	TOTAL
New Commitment	11	4	15
Parole Violator	5	2	7
Re-Commitment	0	0	0
TOTAL	16	6	22
RELEASES	MALE	FEMALE	TOTAL
Released to Parole	9	1	10
Aged Out (18-19)	6	0	6
Transfer to Adult	2	0	2
ICE Discharge	0	0	0
Recalled by Court	0	0	0
TOTAL	17	1	18
POPULATION AS OF FEBRUARY 28, 2021			
			180

AGENCY RISK LEVELS

Population risk to recidivate based upon the Arizona Juvenile Assessment System (AZYAS) Assessment Tool as of the last day of the month.

CATEGORY	SECURE CARE ⁽¹⁾		PAROLE ⁽²⁾	
Low Risk	22	12.2%	9	12.7%
Medium Risk	70	38.9%	32	45.1%
High Risk	88	48.9%	30	42.3%
TOTAL	180	100%	181	100%

¹All youth in Secure Care had been assessed at the time of this report.

²Parole includes Community Supervision, Interstate Out and Abscond.

AGENCY PRIOR REFERRALS

The number of times a youth was involved in the juvenile justice system prior to commitment to AZDJC as of the last day of the month.

CATEGORY	SECURE CARE	PAROLE
1 to 3 Referrals	22	7
4 to 6 Referrals	19	15
7 to 9 Referrals	41	9
10 to 12 Referrals	42	18
13 or More Referrals	56	22
TOTAL	180	71

AGENCY PRIOR ADJUDICATIONS

The number of times a youth was adjudicated delinquent prior to commitment to AZDJC as of the last day of the month.

CATEGORY	SECURE CARE	PAROLE
1 Adjudication	26	6
2 to 3 Adjudications	75	33
4 to 5 Adjudications	61	22
6 to 7 Adjudications	15	8
8 or More Adjudications	3	2
TOTAL	180	71

AGENCY PRIOR COMMITMENT OFFENSES

The most serious offense committed by the youth prior to commitment to AZDJC as of the last day of the month.

CATEGORY	SECURE CARE	PAROLE
Crimes Against Persons	49	24
Drug Offenses	30	11
Non-Delinquent Offenses	0	0
Other Offenses	20	3
Property Offenses	39	20
Public Order Offenses	19	9
Weapon Offenses	23	4
TOTAL	180	71

CLINICAL SERVICES

During the intake assessment, we identify and prescribe treatment to address criminogenic and non-criminogenic factors. Content represents the minimum treatment duration and number of youth prescribe treatment as of the last day of the month. Youth may be enrolled in more than one program.

CATEGORY	DURATION	YOUTH
Dialectical Behavior Therapy	6 Months	172
Seven Challenges	6 Months	98
Aggression Replacement Therapy	10 Weeks	115
Stages of Accomplishment ⁽¹⁾	6 Months	8
Sex Trafficking Awareness & Recovery ⁽²⁾	11 Weeks	6

¹ Stages of Accomplishment – Individual formalized treatment.

² Sex Trafficking Awareness & Recovery – Prescribed for female youth only.

EDUCATION SERVICES

Number of youth enrolled in all school programs as of the last day of the month. Youth may be enrolled in more than one program.

CATEGORY	SECURE CARE
Enrolled in School	160
Out to Court / Detention – Not Enrolled in School	20
Enrolled in Career Technical Education	50
Enrolled in IDEA / Section 504 (Special Education)	44
GED Certificates Awarded (FY 2021)	17
High School Diplomas Awarded (FY 2021)	3

EDUCATION SERVICES WHILE ON PAROLE

Number of youth enrolled in school or work activities while on Parole as of the last day of the month. Youth may be enrolled in more than one program.

CATEGORY	PAROLE
Enrolled in School	15
GED Preparation	5
Post-Secondary School	0
Vocational Training	1
Employment	11

HEALTH SERVICES

Number of health-related services provided to youth throughout the month.

CATEGORY	SECURE CARE
Hospital Admissions	0
Intake Medical / Dental Screenings	19
Medical Provider Visits	54
Dental Provider Visits	43
Nursing Sick Call Visits	461
Nursing Non-sick Calls	1,102
Mental Health (Psychiatric) Provider Visits	35