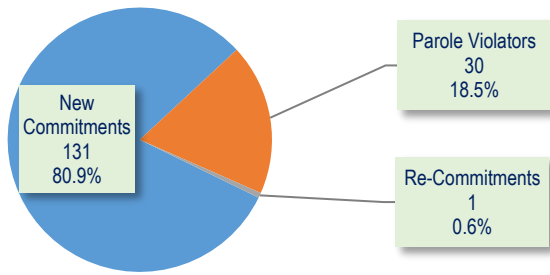


SECURE CARE COMMITMENT STATUS

Population by commitment status as of the last day of the month.



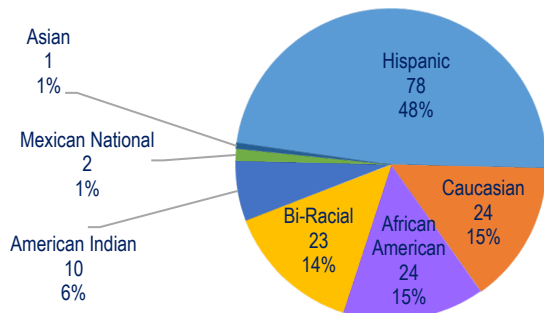
SECURE CARE COMMITTING COUNTY

Population as of the last day of the month.

COUNTY	MALE	FEMALE	TOTAL	PERCENT
Apache	0	0	0	0.0%
Cochise	1	2	3	1.9%
Coconino	1	0	1	0.6%
Gila	1	1	2	1.2%
Graham	4	0	4	2.5%
Greenlee	2	1	3	1.9%
La Paz	0	0	0	0.0%
Maricopa	68	8	76	46.9%
Mohave	6	2	8	4.9%
Navajo	0	0	0	0.0%
Pima	12	1	13	8.0%
Pinal	6	1	7	4.3%
Santa Cruz	1	0	1	0.6%
Yavapai	8	0	8	4.9%
Yuma	28	8	36	22.2%
TOTAL	138	24	162	100%

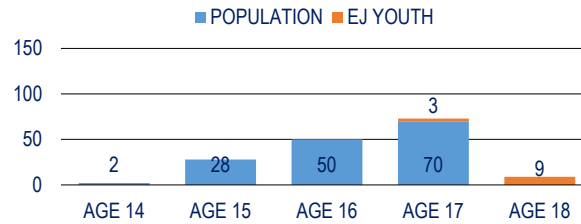
SECURE CARE ETHNIC DISTRIBUTION

Population as of the last day of the month.



SECURE CARE AGE DISTRIBUTION

A.R.S. 8-202 requires juvenile courts to retain jurisdiction over a juvenile who is at least 17 years old and who has been adjudicated delinquent, until the person reaches 19 years old. This requires the court to order continued services until the juvenile reaches 19 years old or services are terminated by the court. Content represents population as of the last day of the month, highlighting our Extended Jurisdiction (EJ) youth.



LENGTH OF STAY

Since July 1, 2020 (FY2021), AZDJC released 224 youth from its population, who served an average of 9 months.

CATEGORY	6 MONTHS OR LESS	6 TO 12 MONTHS	12 MONTHS OR GREATER
Released to Parole	6	101	28
Aged Out (18-19)	38	21	15
Transfer to Adult	4	4	5
Death*	0	0	1
ICE Discharge	0	1	0
Recalled by Court	0	0	0
TOTAL	48	127	49

* Death of youth occurred while in the custody of adult jail.

RECIDIVISM RATES

Represents youth identified by the year they were released, who returned to custody with AZDJC or ADC following their release from Secure Care.

LENGTH OF FOLLOW-UP	NEW OFFENSES & TECHNICAL VIOLATIONS	NEW OFFENSES	SEXUAL OFFENSES
2017 Releases (12 Months)	34.6%	23.4%	0.0%
2016 Releases (24 Months)	42.0%	29.5%	1.9%
2015 Releases (36 Months)	49.8%	41.7%	0.0%

RESTORATIVE JUSTICE

Represents services provided to victims and restitution collected from youth. As of March 2021, 36 (22.2%) victims are registered.

CATEGORY	THIS MONTH	FY 21 (YTD)
Victims Registered	0	36
Victim Notifications	30	191
Victim Notification of Release	9	33
Victim Services Provided	65	932
Victim Restitution Collected	\$0.00	\$837.42

ARIZONA DEPARTMENT OF JUVENILE CORRECTIONS

JUST THE FACTS

Our Vision is to be a nationally recognized leader that advances public safety through the rehabilitation of seriously delinquent youth.

MARCH 2021

DOUGLAS A. DUCEY
GOVERNOR

JEFF HOOD
DIRECTOR

ARIZONA DEPARTMENT
OF JUVENILE CORRECTIONS
1624 West Adams Street
Phoenix, Arizona 85007
www.azdjc.gov

This publication provides preliminary data. Please refer to our online reports for the most current statistics. Thank you.

Published: April 9, 2021
Revised: July 20, 2021

AGENCY CENSUS

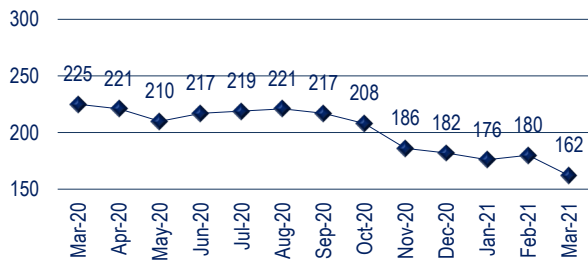
Population as of the last day of the month.

CATEGORY	MALE	FEMALE	TOTAL
Secure Care	138	24	162
Parole* – Community Supervision	58	8	66
Parole – Interstate In	56	9	65
Parole* – Interstate Out	1	0	1
Parole* – Abscond/Warrant Status	14	1	15
Probation – Interstate Out	39	18	57
TOTAL	306	60	366

AZDJC currently supervises 19 Extended Jurisdiction youth. There are 11 males and 1 female in Secure Care, and 6 males and 1 female on Parole. Dually involved youth, (Department of Child Safety) represent 34 (14%) of our Secure Care and Parole* populations.

SECURE CARE POPULATION TREND

Content represents a thirteen-month population trend as of the last day of the month. Data reflects a 28% decrease since March 2020.



SECURE CARE POPULATION DETAIL

Population admissions and releases during the month.

POPULATION AS OF FEBRUARY 2021			
			180
ADMISSIONS	MALE	FEMALE	TOTAL
New Commitment	8	0	8
Parole Violator	11	0	11
Re-Commitment	0	0	0
TOTAL	19	0	19
RELEASES	MALE	FEMALE	TOTAL
Released to Parole	26	1	27
Aged Out (18-19)	9	1	10
Transfer to Adult	0	0	0
ICE Discharge	0	0	0
Recalled by Court	0	0	0
TOTAL	35	2	37
POPULATION AS OF MARCH 2021			
			162

AGENCY RISK LEVELS

Population risk to recidivate based upon the Arizona Juvenile Assessment System (AZYAS) Assessment Tool as of the last day of the month.

CATEGORY	SECURE CARE ⁽¹⁾	PAROLE ⁽²⁾
Low Risk	23 14.2%	11 13.4%
Medium Risk	61 37.7%	36 43.9%
High Risk	78 48.1%	35 42.7%
TOTAL	162 100%	82 100%

¹ All youth in Secure Care had been assessed at the time of this report.

² Parole includes Community Supervision, Interstate Out and Abscond.

AGENCY PRIOR REFERRALS

The number of times a youth was involved in the juvenile justice system prior to commitment to AZDJC as of the last day of the month.

CATEGORY	SECURE CARE	PAROLE
1 to 3 Referrals	23	10
4 to 6 Referrals	18	16
7 to 9 Referrals	36	11
10 to 12 Referrals	38	20
13 or More Referrals	47	25
TOTAL	162	82

AGENCY PRIOR ADJUDICATIONS

The number of times a youth was adjudicated delinquent prior to commitment to AZDJC as of the last day of the month.

CATEGORY	SECURE CARE	PAROLE
1 Adjudication	28	7
2 to 3 Adjudications	65	40
4 to 5 Adjudications	48	27
6 to 7 Adjudications	16	7
8 or More Adjudications	5	1
TOTAL	162	82

AGENCY PRIOR COMMITMENT OFFENSES

The most serious offense committed by the youth prior to commitment to AZDJC as of the last day of the month.

CATEGORY	SECURE CARE	PAROLE
Crimes Against Persons	43	27
Drug Offenses	26	14
Non-Delinquent Offenses	0	0
Other Offenses	20	4
Property Offenses	36	21
Public Order Offenses	19	8
Weapon Offenses	18	8
TOTAL	162	82

CLINICAL SERVICES

During the intake assessment, we identify and prescribe treatment to address criminogenic and non-criminogenic factors. Content represents the minimum treatment duration and number of youth prescribe treatment as of the last day of the month. Youth may be enrolled in more than one program.

CATEGORY	DURATION	YOUTH
Dialectical Behavior Therapy	6 Months	172
Seven Challenges	6 Months	98
Aggression Replacement Therapy	10 Weeks	115
Stages of Accomplishment ⁽¹⁾	6 Months	8
Sex Trafficking Awareness & Recovery ⁽²⁾	11 Weeks	6

¹ Stages of Accomplishment – Individual formalized treatment.

² Sex Trafficking Awareness & Recovery – Prescribed for female youth only.

EDUCATION SERVICES

Number of youth enrolled in all school programs as of the last day of the month. Youth may be enrolled in more than one program.

CATEGORY	SECURE CARE
Enrolled in School	160
Out to Court / Detention – Not Enrolled in School	20
Enrolled in Career Technical Education	50
Enrolled in IDEA / Section 504 (Special Education)	44
GED Certificates Awarded (FY 2021)	17
High School Diplomas Awarded (FY 2021)	3

EDUCATION SERVICES WHILE ON PAROLE

Number of youth enrolled in school or work activities while on Parole as of the last day of the month. Youth may be enrolled in more than one program.

CATEGORY	PAROLE
Enrolled in School	15
GED Preparation	5
Post-Secondary School	0
Vocational Training	1
Employment	11

HEALTH SERVICES

Number of health-related services provided to youth throughout the month.

CATEGORY	SECURE CARE
Hospital Admissions	0
Intake Medical / Dental Screenings	20
Medical Provider Visits	89
Dental Provider Visits	46
Nursing Sick Call Visits	465
Nursing Non-sick Calls	1,130
Mental Health (Psychiatric) Provider Visits	55