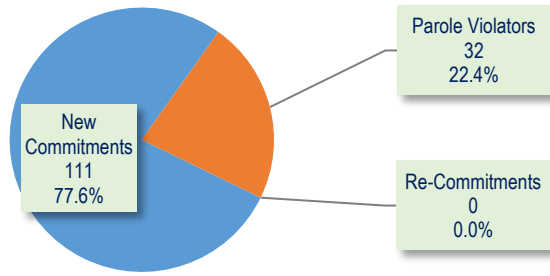


SECURE CARE COMMITMENT STATUS

Population by commitment status as of the last day of the month.



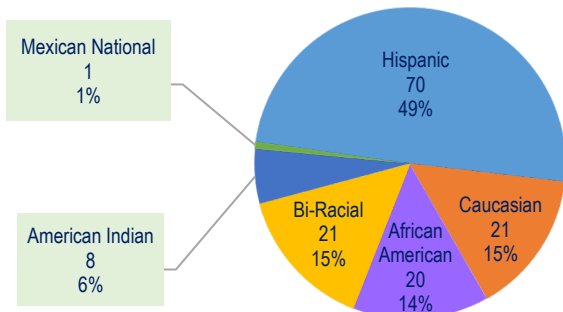
SECURE CARE COMMITTING COUNTY

Population as of the last day of the month.

| COUNTY | MALE | FEMALE | TOTAL | PERCENT |
|--------------|------------|-----------|------------|-------------|
| Apache | 0 | 0 | 0 | 0.0% |
| Cochise | 2 | 2 | 4 | 2.8% |
| Coconino | 0 | 0 | 0 | 0.0% |
| Gila | 1 | 1 | 2 | 1.4% |
| Graham | 3 | 0 | 3 | 2.1% |
| Greenlee | 2 | 1 | 3 | 2.1% |
| La Paz | 0 | 0 | 0 | 0.0% |
| Maricopa | 60 | 9 | 69 | 48.3% |
| Mohave | 4 | 2 | 6 | 4.2% |
| Navajo | 0 | 0 | 0 | 0.0% |
| Pima | 10 | 1 | 11 | 7.7% |
| Pinal | 3 | 1 | 4 | 2.8% |
| Santa Cruz | 1 | 0 | 1 | 0.7% |
| Yavapai | 9 | 0 | 9 | 6.3% |
| Yuma | 25 | 6 | 31 | 21.7% |
| TOTAL | 120 | 23 | 143 | 100% |

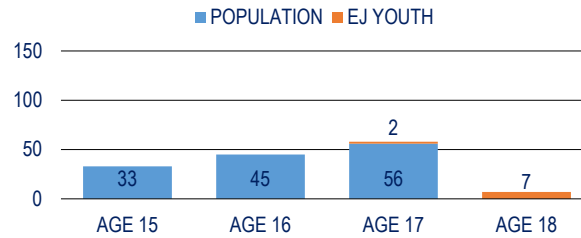
SECURE CARE ETHNIC DISTRIBUTION

Population as of the last day of the month.



SECURE CARE AGE DISTRIBUTION

A.R.S. 8-202 requires juvenile courts to retain jurisdiction over a juvenile who is at least 17 years old and who has been adjudicated delinquent, until the person reaches 19 years old. This requires the court to order continued services until the juvenile reaches 19 years old or services are terminated by the court. Content represents population as of the last day of the month, highlighting our Extended Jurisdiction (EJ) youth.



LENGTH OF STAY

Since July 1, 2020 (FY2021), AZDJC released 253 youth from its population, who served an average of 8.9 months.

| CATEGORY | 6 MONTHS OR LESS | 6 TO 12 MONTHS | 12 MONTHS OR GREATER |
|--------------------|------------------|----------------|----------------------|
| Released to Parole | 9 | 113 | 30 |
| Aged Out (18-19) | 43 | 25 | 17 |
| Transfer to Adult | 4 | 4 | 6 |
| Death* | 0 | 0 | 1 |
| ICE Discharge | 0 | 1 | 0 |
| Recalled by Court | 0 | 0 | 0 |
| TOTAL | 56 | 143 | 54 |

* Death of youth occurred while in the custody of adult jail.

RECIDIVISM RATES

Represents youth identified by the year they were released, who returned to custody with AZDJC or ADC following their release from Secure Care.

| LENGTH OF FOLLOW-UP | NEW OFFENSES & TECHNICAL VIOLATIONS | NEW OFFENSES | SEXUAL OFFENSES |
|---------------------------|-------------------------------------|--------------|-----------------|
| 2017 Releases (12 Months) | 34.6% | 23.4% | 0.0% |
| 2016 Releases (24 Months) | 42.0% | 29.5% | 1.9% |
| 2015 Releases (36 Months) | 49.8% | 41.7% | 0.0% |

RESTORATIVE JUSTICE

Represents services provided to victims and restitution collected from youth. As of April 2021, 30 (21%) victims are registered.

| CATEGORY | THIS MONTH | FY 21 (YTD) |
|--------------------------------|------------|-------------|
| Victims Registered | 0 | 30 |
| Victim Notifications | 22 | 213 |
| Victim Notification of Release | 4 | 37 |
| Victim Services Provided | 77 | 1,009 |
| Victim Restitution Collected | \$0.00 | \$837.42 |

ARIZONA DEPARTMENT OF JUVENILE CORRECTIONS

JUST THE FACTS

Our Vision is to be a nationally recognized leader that advances public safety through the rehabilitation of seriously delinquent youth.

APRIL 2021

DOUGLAS A. DUCEY
GOVERNOR

JEFF HOOD
DIRECTOR

ARIZONA DEPARTMENT
OF JUVENILE CORRECTIONS
1624 West Adams Street
Phoenix, Arizona 85007
www.azdjc.gov

This publication provides preliminary data. Please refer to our online reports for the most current statistics. Thank you.

Published: May 12, 2021
Revised: July 20, 2021

AGENCY CENSUS

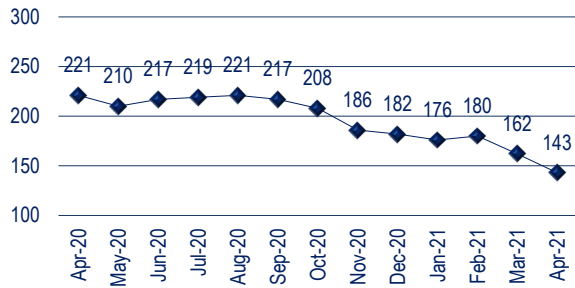
Population as of the last day of the month.

| CATEGORY | MALE | FEMALE | TOTAL |
|----------------------------------|------------|-----------|------------|
| Secure Care | 120 | 23 | 143 |
| Parole* – Community Supervision | 61 | 9 | 70 |
| Parole – Interstate In | 57 | 10 | 67 |
| Parole* – Interstate Out | 1 | 0 | 1 |
| Parole* – Abscond/Warrant Status | 12 | 1 | 13 |
| Probation – Interstate Out | 34 | 1 | 35 |
| TOTAL | 285 | 44 | 329 |

AZDJC currently supervises 17 Extended Jurisdiction youth - 8 males and 1 female in Secure Care, and 8 males on Parole. Dually involved youth, (Dept. of Child Safety) represent 31 (14%) of Secure Care and Parole* populations.

SECURE CARE POPULATION TREND

Content represents a thirteen-month population trend as of the last day of the month. Data reflects a 35% decrease since April 2020.



SECURE CARE POPULATION DETAIL

Population admissions and releases during the month.

| POPULATION AS OF MARCH 2021 | | | |
|-----------------------------|------------|----------|-----------|
| | 162 | | |
| ADMISSIONS | MALE | FEMALE | TOTAL |
| New Commitment | 3 | 0 | 3 |
| Parole Violator | 6 | 1 | 7 |
| Re-Commitment | 0 | 0 | 0 |
| TOTAL | 9 | 1 | 10 |
| RELEASES | MALE | FEMALE | TOTAL |
| Released to Parole | 15 | 0 | 15 |
| Aged Out (18-19) | 11 | 2 | 13 |
| Transfer to Adult | 1 | 0 | 1 |
| ICE Discharge | 0 | 0 | 0 |
| Recalled by Court | 0 | 0 | 0 |
| TOTAL | 27 | 2 | 29 |
| POPULATION AS OF APRIL 2021 | | | |
| | 143 | | |

AGENCY RISK LEVELS

Population risk to recidivate based upon the Arizona Juvenile Assessment System (AZYAS) Assessment Tool as of the last day of the month.

| CATEGORY | SECURE CARE ⁽¹⁾ | PAROLE ⁽²⁾ |
|--------------|----------------------------|-----------------------|
| Low Risk | 22 15.4% | 11 13.1% |
| Medium Risk | 50 35.0% | 36 42.9% |
| High Risk | 71 49.7% | 37 44.1% |
| TOTAL | 143 100% | 84 100% |

¹ All youth in Secure are had been assessed at the time of this report.

² Parole includes Community Supervision, Interstate Out and Abscond.

AGENCY PRIOR REFERRALS

The number of times a youth was involved in the juvenile justice system prior to commitment to AZDJC as of the last day of the month.

| CATEGORY | SECURE CARE | PAROLE |
|----------------------|-------------|-----------|
| 1 to 3 Referrals | 23 | 11 |
| 4 to 6 Referrals | 15 | 14 |
| 7 to 9 Referrals | 31 | 13 |
| 10 to 12 Referrals | 31 | 22 |
| 13 or More Referrals | 43 | 24 |
| TOTAL | 143 | 84 |

AGENCY PRIOR ADJUDICATIONS

The number of times a youth was adjudicated delinquent prior to commitment to AZDJC as of the last day of the month.

| CATEGORY | SECURE CARE | PAROLE |
|-------------------------|-------------|-----------|
| 1 Adjudication | 26 | 9 |
| 2 to 3 Adjudications | 52 | 45 |
| 4 to 5 Adjudications | 45 | 23 |
| 6 to 7 Adjudications | 16 | 5 |
| 8 or More Adjudications | 4 | 2 |
| TOTAL | 143 | 84 |

AGENCY PRIOR COMMITMENT OFFENSES

The most serious offense committed by the youth prior to commitment to AZDJC as of the last day of the month.

| CATEGORY | SECURE CARE | PAROLE |
|-------------------------|-------------|-----------|
| Crimes Against Persons | 44 | 25 |
| Drug Offenses | 22 | 16 |
| Non-Delinquent Offenses | 0 | 0 |
| Other Offenses | 18 | 6 |
| Property Offenses | 27 | 20 |
| Public Order Offenses | 16 | 9 |
| Weapon Offenses | 16 | 8 |
| TOTAL | 143 | 84 |

CLINICAL SERVICES

During the intake assessment, we identify and prescribe treatment to address criminogenic and non-criminogenic factors. Content represents the minimum treatment duration and number of youth prescribe treatment as of the last day of the month. Youth may be enrolled in more than one program.

| CATEGORY | DURATION | YOUTH |
|---|----------|-------|
| Dialectical Behavior Therapy | 6 Months | 142 |
| Seven Challenges | 6 Months | 82 |
| Aggression Replacement Therapy | 10 Weeks | 92 |
| Stages of Accomplishment ⁽¹⁾ | 6 Months | 7 |
| Sex Trafficking Awareness & Recovery ⁽²⁾ | 11 Weeks | 7 |

¹ Stages of Accomplishment – Individual formalized treatment.

² Sex Trafficking Awareness & Recovery – Prescribed for female youth only.

EDUCATION SERVICES

Number of youth enrolled in all school programs as of the last day of the month. Youth may be enrolled in more than one program.

| CATEGORY | SECURE CARE |
|--|-------------|
| Enrolled in School | 131 |
| Out to Court / Detention – Not Enrolled in School | 12 |
| Enrolled in Career Technical Education | 55 |
| Enrolled in IDEA / Section 504 (Special Education) | 42 |
| GED Certificates Awarded (FY 2021) | 20 |
| High School Diplomas Awarded (FY 2021) | 4 |

EDUCATION SERVICES WHILE ON PAROLE

Number of youth enrolled in school or work activities while on Parole as of the last day of the month. Youth may be enrolled in more than one program.

| CATEGORY | PAROLE |
|-----------------------|--------|
| Enrolled in School | 17 |
| GED Preparation | 5 |
| Post-Secondary School | 1 |
| Vocational Training | 1 |
| Employment | 12 |

HEALTH SERVICES

Number of health-related services provided to youth throughout the month.

| CATEGORY | SECURE CARE |
|---|-------------|
| Hospital Admissions | 3 |
| Intake Medical / Dental Screenings | 10 |
| Medical Provider Visits | 63 |
| Dental Provider Visits | 31 |
| Nursing Sick Call Visits | 472 |
| Nursing Non-sick Calls | 1,141 |
| Mental Health (Psychiatric) Provider Visits | 50 |