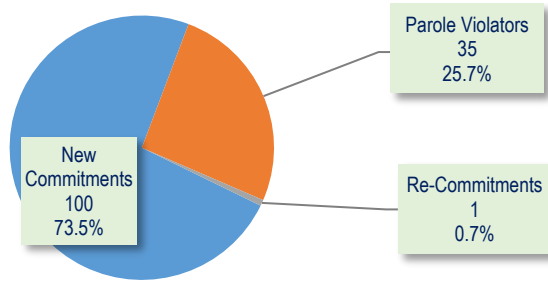


SECURE CARE COMMITMENT STATUS

Population by commitment status as of the last day of the month.



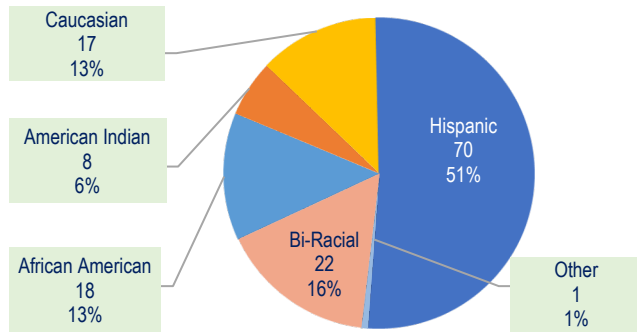
SECURE CARE COMMITTING COUNTY

Population as of the last day of the month.

COUNTY	MALE	FEMALE	TOTAL	PERCENT
Apache	0	0	0	0.0%
Cochise	3	1	4	2.9%
Coconino	0	0	0	0.0%
Gila	1	1	2	1.5%
Graham	4	0	4	2.9%
Greenlee	1	0	1	0.7%
La Paz	0	0	0	0.0%
Maricopa	62	8	70	51.5%
Mohave	3	0	3	2.2%
Navajo	0	0	0	0.0%
Pima	9	1	10	7.4%
Pinal	3	1	4	2.9%
Santa Cruz	1	0	1	0.7%
Yavapai	9	0	9	6.6%
Yuma	24	4	28	20.6%
TOTAL	120	16	136	100%

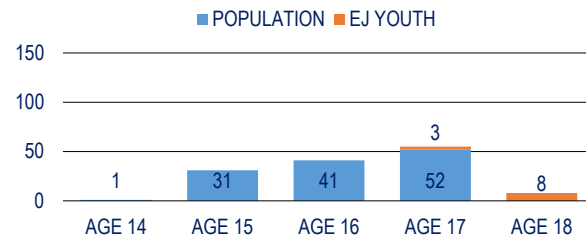
SECURE CARE ETHNIC DISTRIBUTION

Population as of the last day of the month.



SECURE CARE AGE DISTRIBUTION

A.R.S. 8-202 requires juvenile courts to retain jurisdiction over a juvenile who is at least 17 years old and who has been adjudicated delinquent, until the person reaches 19 years old. This requires the court to order continued services until the juvenile reaches 19 years old or services are terminated by the court. Content represents population as of the last day of the month, highlighting our Extended Jurisdiction (EJ) youth.



LENGTH OF STAY

Since July 1, 2020 (FY2021), AZDJC released 276 youth from its population, who served an average of 8.9 months.

CATEGORY	6 MONTHS OR LESS	6 TO 12 MONTHS	12 MONTHS OR GREATER
Released to Parole	11	124	32
Aged Out (18-19)	45	28	18
Transfer to Adult	5	4	6
Death*	0	0	1
ICE Discharge	0	1	0
Recalled by Court	0	1	0
TOTAL	61	158	57

* Death of youth occurred while in the custody of adult jail.

RECIDIVISM RATES

Represents youth identified by the year they were released, who returned to custody with AZDJC or ADC following their release from Secure Care.

LENGTH OF FOLLOW-UP	NEW OFFENSES & TECHNICAL VIOLATIONS	NEW OFFENSES	SEXUAL OFFENSES
2017 Releases (12 Months)	34.6%	23.4%	0.0%
2016 Releases (24 Months)	42.0%	29.5%	1.9%
2015 Releases (36 Months)	49.8%	41.7%	0.0%

RESTORATIVE JUSTICE

Represents services provided to victims and restitution collected from youth. As of May 2021, 27 (20%) victims are registered.

CATEGORY	THIS MONTH	FY 21 (YTD)
Victims Registered	0	27
Victim Notifications	27	240
Victim Notification of Release	2	39
Victim Services Provided	92	1,101
Victim Restitution Collected	\$80.92	\$918.34

ARIZONA DEPARTMENT OF JUVENILE CORRECTIONS

JUST THE FACTS

Our Vision is to be a nationally recognized leader that advances public safety through the rehabilitation of seriously delinquent youth.

MAY 2021

DOUGLAS A. DUCEY
GOVERNOR

JEFF HOOD
DIRECTOR

ARIZONA DEPARTMENT
OF JUVENILE CORRECTIONS
1624 West Adams Street
Phoenix, Arizona 85007
www.azdjcc.gov

This publication provides preliminary data. Please refer to our online reports for the most current statistics. Thank you.

Published: June 10, 2021
Revised: July 20, 2021

AGENCY CENSUS

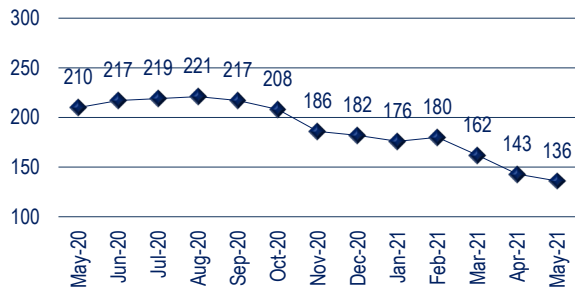
Population as of the last day of the month.

CATEGORY	MALE	FEMALE	TOTAL
Secure Care	120	16	136
Parole* – Community Supervision	59	13	72
Parole – Interstate In	56	8	64
Parole* – Interstate Out	1	0	1
Parole* – Abscond/Warrant Status	11	1	12
Probation – Interstate Out	34	14	48
TOTAL	282	52	333

AZDJC currently supervises 18 extended jurisdiction youth – 10 males and 1 female in Secure Care, and 7 males on Parole. Dually involved youth, (Dept. of Child Safety) represent 34 (15%) of our Secure Care and Parole* populations.

SECURE CARE POPULATION TREND

Content represents a thirteen-month population trend as of the last day of the month. Data reflects a 35% decrease since May 2020.



SECURE CARE POPULATION DETAIL

Population admissions and releases during the month.

POPULATION AS OF APRIL 2021			
			143
ADMISSIONS	MALE	FEMALE	TOTAL
New Commitment	6	0	6
Parole Violator	10	0	10
Re-Commitment	0	0	0
TOTAL	16	0	16
RELEASES	MALE	FEMALE	TOTAL
Released to Parole	10	5	15
Aged Out (18-19)	5	1	6
Transfer to Adult	1	0	1
ICE Discharge	0	0	0
Recalled by Court	0	1	1
TOTAL	16	7	23
POPULATION AS OF MAY 2021			
			136

AGENCY RISK LEVELS

Population risk to recidivate based upon the Arizona Juvenile Assessment System (AZYAS) Assessment Tool as of the last day of the month.

CATEGORY	SECURE CARE ⁽¹⁾	PAROLE ⁽²⁾
Low Risk	20 14.7%	14 16.5%
Medium Risk	43 31.6%	38 44.7%
High Risk	73 53.7%	33 38.8%
TOTAL	136 100%	85 100%

¹ All youth in Secure Care had been assessed at the time of this report.

² Parole includes Community Supervision, Interstate Out and Abscond.

AGENCY PRIOR REFERRALS

The number of times a youth was involved in the juvenile justice system prior to commitment to AZDJC as of the last day of the month.

CATEGORY	SECURE CARE	PAROLE
1 to 3 Referrals	21	14
4 to 6 Referrals	14	12
7 to 9 Referrals	30	12
10 to 12 Referrals	28	23
13 or More Referrals	43	24
TOTAL	136	85

AGENCY PRIOR ADJUDICATIONS

The number of times a youth was adjudicated delinquent prior to commitment to AZDJC as of the last day of the month.

CATEGORY	SECURE CARE	PAROLE
1 Adjudication	22	12
2 to 3 Adjudications	45	45
4 to 5 Adjudications	49	22
6 to 7 Adjudications	14	5
8 or More Adjudications	6	1
TOTAL	136	85

AGENCY PRIOR COMMITMENT OFFENSES

The most serious offense committed by the youth prior to commitment to AZDJC as of the last day of the month.

CATEGORY	SECURE CARE	PAROLE
Crimes Against Persons	39	25
Drug Offenses	21	16
Non-Delinquent Offenses	0	0
Other Offenses	19	5
Property Offenses	25	22
Public Order Offenses	17	7
Weapon Offenses	15	10
TOTAL	136	85

CLINICAL SERVICES

During the intake assessment, we identify and prescribe treatment to address criminogenic and non-criminogenic factors. Content represents the minimum treatment duration and number of youth prescribe treatment as of the last day of the month. Youth may be enrolled in more than one program.

CATEGORY	DURATION	YOUTH
Dialectical Behavior Therapy	6 Months	135
Seven Challenges	6 Months	77
Aggression Replacement Therapy	10 Weeks	85
Stages of Accomplishment ⁽¹⁾	6 Months	7
Sex Trafficking Awareness & Recovery ⁽²⁾	11 Weeks	4

¹ Stages of Accomplishment – Individual formalized treatment.

² Sex Trafficking Awareness & Recovery – Prescribed for female youth only.

EDUCATION SERVICES

Number of youth enrolled in all school programs as of the last day of the month. Youth may be enrolled in more than one program.

CATEGORY	SECURE CARE
Enrolled in School	130
Out to Court/Detention – Not Enrolled in School	6
Enrolled in Career Technical Education	55
Enrolled in IDEA/Section 504 (Special Education)	42
GED Certificates Awarded (FY 2021)	21
High School Diplomas Awarded (FY 2021)	4

EDUCATION SERVICES WHILE ON PAROLE

Number of youth enrolled in school or work activities while on Parole as of the last day of the month. Youth may be enrolled in more than one program.

CATEGORY	PAROLE
Enrolled in School	15
GED Preparation	3
Post-Secondary School	1
Vocational Training	1
Employment	14

HEALTH SERVICES

Number of health-related services provided to youth throughout the month.

CATEGORY	SECURE CARE
Hospital Admissions	1
Intake Medical / Dental Screenings	10
Medical Provider Visits	70
Dental Provider Visits	38
Nursing Sick Call Visits	403
Nursing Non-sick Calls	1,107
Mental Health (Psychiatric) Provider Visits	56