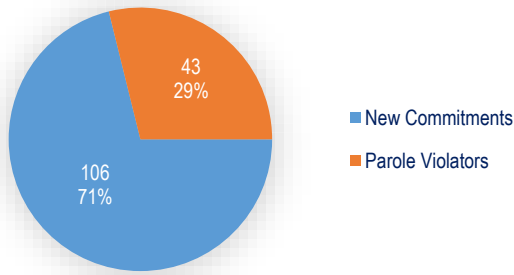


SECURE CARE COMMITMENT STATUS

Population by commitment status as of the last day of the month.



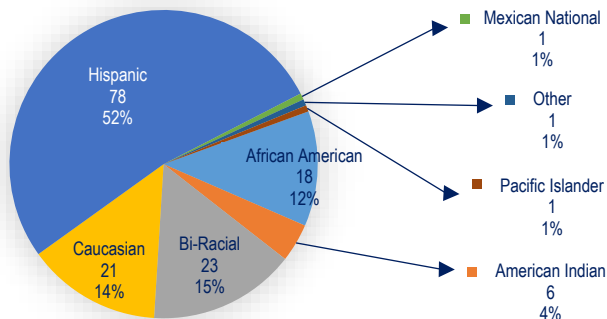
SECURE CARE COMMITTING COUNTY

Population as of the last day of the month.

COUNTY	MALE	FEMALE	TOTAL	PERCENT
Apache	0	0	0	0.0%
Cochise	3	3	6	4.0%
Coconino	0	0	0	0.0%
Gila	0	1	1	0.7%
Graham	6	0	6	4.0%
Greenlee	1	0	1	0.7%
La Paz	0	0	0	0.0%
Maricopa	66	8	74	49.7%
Mohave	6	1	7	4.7%
Navajo	1	0	1	0.7%
Pima	12	1	13	8.7%
Pinal	3	1	4	2.7%
Santa Cruz	1	0	1	0.7%
Yavapai	8	1	9	6.0%
Yuma	24	2	26	17.4%
TOTAL	131	18	149	100%

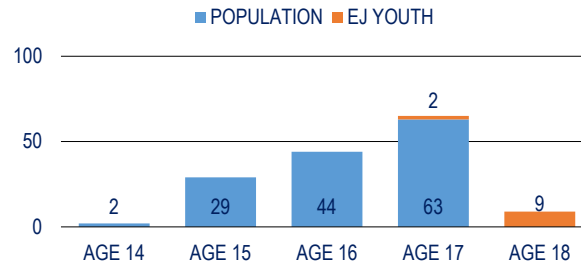
SECURE CARE ETHNIC DISTRIBUTION

Population as of the last day of the month.



SECURE CARE AGE DISTRIBUTION

A.R.S. 8-202 requires juvenile courts to retain jurisdiction over a juvenile who is at least 17 years old and who has been adjudicated delinquent, until the person reaches 19 years old. This requires the court to order continued services until the juvenile reaches 19 years old or services are terminated by the court. Content represents population as of the last day of the month, highlighting our Extended Jurisdiction (EJ) youth.



LENGTH OF STAY

Since July 1, 2021 (FY2022), AZDJC released 13 youth from its population, who served an average of 6.5 months.

CATEGORY	6 MONTHS OR LESS	6 TO 12 MONTHS	12 MONTHS OR GREATER
Released to Parole	0	5	0
Aged Out (18-19)	4	4	0
Transfer to Adult	0	0	0
ICE Discharge	0	0	0
Recalled by Court	0	0	0
TOTAL	4	9	0

RECIDIVISM RATES

Represents youth identified by the year they were released, who returned to custody with AZDJC or ADC following their release from Secure Care.

LENGTH OF FOLLOW-UP	NEW OFFENSE & TECHNICAL VIOLATIONS	NEW OFFENSES	SEXUAL OFFENSES
2017 Releases (12 Months)	34.6%	23.4%	0.0%
2016 Releases (24 Months)	42.0%	29.5%	1.9%
2015 Releases (36 Months)	49.8%	41.7%	0.0%

RESTORATIVE JUSTICE

Represents services provided to victims and restitution collected from youth. As of July 2021, 24 (16.1%) victims are registered.

CATEGORY	THIS MONTH	FY 21 (YTD)
Victims Registered	0	24
Victim Notifications	18	18
Victim Notification of Release	0	0
Victim Services Provided	54	54
Victim Restitution Collected	\$21.00	\$21.00

ARIZONA DEPARTMENT OF JUVENILE CORRECTIONS

JUST THE FACTS

Our Vision is to be a nationally recognized leader that advances public safety through the rehabilitation of seriously delinquent youth.

JULY 2021

DOUGLAS A. DUCEY
GOVERNOR

JEFF HOOD
DIRECTOR

ARIZONA DEPARTMENT
OF JUVENILE CORRECTIONS
100 North 15th Avenue, Suite 103
Phoenix, Arizona 85007
www.azdjc.gov

This publication provides preliminary data. Please refer to our online reports for the most current statistics. Thank you.

Published: August 17, 2021

AGENCY CENSUS

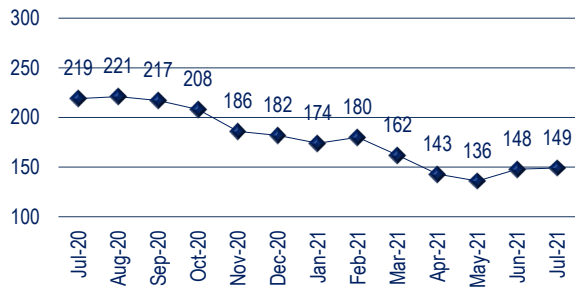
Population as of the last day of the month.

CATEGORY	MALE	FEMALE	TOTAL
Secure Care	131	18	149
Parole* – Community Supervision	49	12	61
Parole – Interstate In	52	12	64
Parole* – Interstate Out	0	0	0
Parole* – Abscond/Warrant Status	8	0	8
Probation – Interstate Out	43	9	52
TOTAL	283	51	334

AZDJC currently supervises 17 Extended Jurisdiction Youth – 10 Males and 1 Female in Secure Care, and 6 Males on Parole. Dually involved youth, (Dept. of Child Safety) represent 31 (14.2%) of our Secure Care and Parole* populations.

SECURE CARE POPULATION TREND

Content represents a thirteen-month population trend as of the last day of the month. Data reflects a 32% decrease since July 2020.



SECURE CARE POPULATION DETAIL

Population admissions and releases during the month.

POPULATION AS OF JUNE 2021				148
ADMISSIONS	MALE	FEMALE	TOTAL	
New Commitment	8	1	9	
Parole Violator	3	2	5	
Re-Commitment	0	0	0	
TOTAL	11	3	14	
RELEASES	MALE	FEMALE	TOTAL	
Released to Parole	4	1	5	
Aged Out (18-19)	6	2	8	
Transfer to Adult	0	0	0	
ICE Discharge	0	0	0	
Recalled by Court	0	0	0	
TOTAL	10	3	13	
POPULATION AS OF JULY 2021				149

AGENCY RISK LEVELS

Population risk to recidivate based upon the Arizona Juvenile Assessment System (AZYAS) Assessment Tool as of the last day of the month.

CATEGORY	SECURE CARE ⁽¹⁾	PAROLE ⁽²⁾
Low Risk	22 14.8%	12 17.4%
Medium Risk	50 33.6%	27 39.1%
High Risk	77 51.7%	30 43.5%
TOTAL	149 100%	69 100%

¹ At the time of this report, all youth Secure Care had been assessed..

² Parole includes Community Supervision, Interstate Out and Abscond.

AGENCY PRIOR REFERRALS

The number of times a youth was involved in the juvenile justice system prior to commitment to AZDJC as of the last day of the month.

CATEGORY	SECURE CARE	PAROLE
1 to 3 Referrals	24	13
4 to 6 Referrals	18	7
7 to 9 Referrals	28	12
10 to 12 Referrals	30	18
13 or More Referrals	49	19
TOTAL	149	69

AGENCY PRIOR ADJUDICATIONS

The number of times a youth was adjudicated delinquent prior to commitment to AZDJC as of the last day of the month.

CATEGORY	SECURE CARE	PAROLE
1 Adjudication	28	9
2 to 3 Adjudications	49	38
4 to 5 Adjudications	52	18
6 to 7 Adjudications	13	4
8 or More Adjudications	7	0
TOTAL	149	69

AGENCY PRIOR COMMITMENT OFFENSES

The most serious offense committed by the youth prior to commitment to AZDJC as of the last day of the month.

CATEGORY	SECURE CARE	PAROLE
Crimes Against Persons	41	22
Drug Offenses	23	10
Non-Delinquent Offenses	0	0
Other Offenses	24	4
Property Offenses	25	20
Public Order Offenses	17	6
Weapon Offenses	19	7
TOTAL	149	69

CLINICAL SERVICES

During the intake assessment, we identify and prescribe treatment to address criminogenic and non-criminogenic factors. Content represents the minimum treatment duration and number of youth prescribe treatment as of the last day of the month. Youth may be enrolled in more than one program.

CATEGORY	DURATION	YOUTH
Dialectical Behavior Therapy	6 Months	147
Seven Challenges	6 Months	91
Aggression Replacement Therapy	10 Weeks	69
Stages of Accomplishment ⁽¹⁾	6 Months	8
Sex Trafficking Awareness & Recovery ⁽²⁾	11 Weeks	2

¹ Stages of Accomplishment – Individual formalized treatment.

² Sex Trafficking Awareness & Recovery – Prescribed for female youth only.

EDUCATION SERVICES

Number of youth enrolled in all school programs as of the last day of the month. Youth may be enrolled in more than one program.

CATEGORY	SECURE CARE
Enrolled in School	140
Out to Court / Detention – Not Enrolled in School	9
Enrolled in Career Technical Education	82
Enrolled in IDEA / Section 504 (Special Education)	45
GED Certificates Awarded (FY 2021)	1
High School Diplomas Awarded (FY 2021)	0

EDUCATION SERVICES WHILE ON PAROLE

Number of youth enrolled in school or work activities while on Parole as of the last day of the month. Youth may be enrolled in more than one program.

CATEGORY	PAROLE
Enrolled in School	6
GED Preparation	2
Post-Secondary School	1
Vocational Training	0
Employment	8

HEALTH SERVICES

Number of health-related services provided to youth throughout the month.

CATEGORY	SECURE CARE
Hospital Admissions	1
Intake Medical / Dental Screenings	10
Medical Provider Visits	59
Dental Provider Visits	36
Nursing Sick Call Visits	445
Nursing Non-sick Calls	1,153
Mental Health (Psychiatric) Provider Visits	34