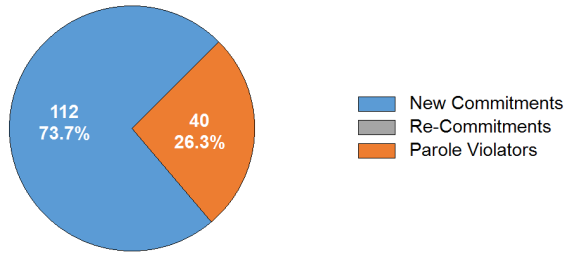


SECURE CARE COMMITMENT STATUS

Population by commitment status as of the last day of the month.



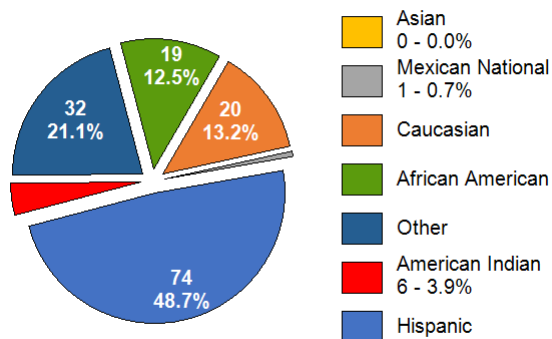
SECURE CARE COMMITTING COUNTY

Population as of the last day of the month.

COUNTY	MALE	FEMALE	TOTAL	PERCENT
Apache	0	0	0	0.0%
Cochise	4	3	7	4.6%
Coconino	0	0	0	0.0%
Gila	0	1	1	0.7%
Graham	8	0	8	5.3%
Greenlee	1	0	1	0.7%
La Paz	0	0	0	0.0%
Maricopa	67	7	74	48.7%
Mohave	7	1	8	5.3%
Navajo	1	0	1	0.7%
Pima	11	1	12	7.9%
Pinal	3	1	4	2.6%
Santa Cruz	1	0	1	0.7%
Yavapai	8	1	9	5.9%
Yuma	23	3	26	17.1%
TOTAL	134	18	152	100%

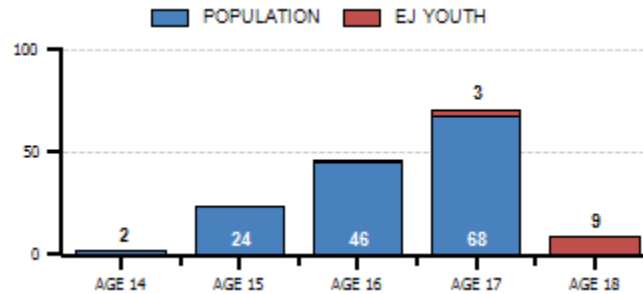
SECURE CARE ETHNIC DISTRIBUTION

Population as of the last day of the month.



SECURE CARE AGE DISTRIBUTION

A.R.S. 8-202 requires juvenile courts to retain jurisdiction over a juvenile who is at least 17 years old and who has been adjudicated delinquent, until the person reaches 19 years old. This requires the court to order continued services until the juvenile reaches 19 years old or services are terminated by the court. Content represents population as of the last day of the month, highlighting our Extended Jurisdiction (EJ) youth.



LENGTH OF STAY

Since July 1, 2021 (FY 2022), AZDJC released 31 youth from its population, who served an average of 5.9 months.

CATEGORY	6 MONTHS OR LESS	6 TO 12 MONTHS	12 MONTHS OR GREATER
Released to Parole	1	12	1
Aged Out (18-19)	11	5	0
Convicted as an Adult	0	0	0
ICE Discharge	0	0	0
Recalled by Court	0	0	0
Other	1	0	0
TOTAL	13	17	1

RECIDIVISM RATES

Represents youth identified by the year they were released, who returned to custody with AZDJC or ADC following their release from Secure Care.

LENGTH OF FOLLOW-UP	NEW OFFENSES & TECHNICAL VIOLATIONS	NEW OFFENSES	SEXUAL OFFENSES
2018 Releases (12 Months)	29.8%	18.6%	0.0%
2017 Releases (24 Months)	46.3%	33.3%	0.0%
2016 Releases (36 Months)	49.6%	39.7%	1.9%

RESTORATIVE JUSTICE

Represents services provided to victims and restitution collected from youth. As of July 2021, 24 victims (11.7%) are registered.

CATEGORY	THIS MONTH	FY 22 (YTD)
Victims Registered	1	24
Victim Notifications	5	12
Victim Notification of Release	3	6
Victim Services Provided	79	141
Victim Restitution Collected	\$74.08	\$95.08

ARIZONA DEPARTMENT OF JUVENILE CORRECTIONS

JUST THE FACTS

Our Vision is to be a nationally recognized leader that advances public safety through the rehabilitation of seriously delinquent youth.

AUGUST 2021

DOUGLAS A. DUCEY
GOVERNOR

JEFF HOOD
DIRECTOR

ARIZONA DEPARTMENT OF
JUVENILE CORRECTIONS
100 North 15th Avenue Suite 103
Phoenix, Arizona 85007
www.azdjc.gov

This publication provides preliminary data. Please refer to our online reports for the most current statistics. Thank you.

Published November 17, 2021

AGENCY CENSUS

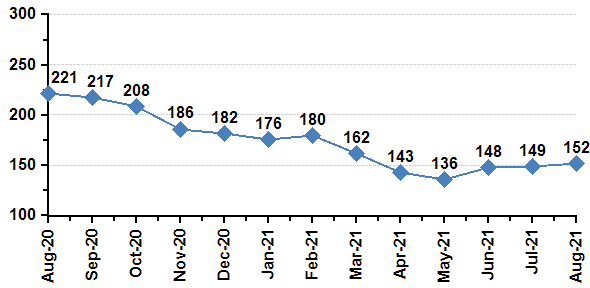
Population as of the last day of the month.

CATEGORY	MALE	FEMALE	TOTAL
Secure Care	134	18	152
Parole – Community Supervision	44	10	54
Parole – Interstate In	55	13	68
Parole – Interstate Out	0	0	0
Parole – Abscond / Warrant	7	0	7
Probation – Interstate Out	0	0	0
TOTAL	240	41	281

AZDJC currently supervises 16 extended jurisdiction youth. There are 11 males, and 1 female in Secure Care as well as 4 males on Parole. Dually involved youth, (Department of Child Safety) represents 30 (9.13%) of our Secure Care and Parole* populations.

SECURE CARE POPULATION TREND

Content represents a thirteen-month population trend as of the last day of the month. Data reflects a 31% decrease since August 2020.



SECURE CARE POPULATION DETAIL

Population admissions and releases during the month.

POPULATION AS OF JULY 31, 2021			
			149
ADMISSIONS	MALE	FEMALE	TOTAL
New Commitment	12	1	13
Parole Violator	3	0	3
Re-Commitment	0	0	0
Pending Suspension/Revocation	5	0	5
TOTAL	20	1	21
RELEASES	MALE	FEMALE	TOTAL
Released to Parole	8	1	9
Aged Out (18-19)	5	0	5
Convicted as an Adult	0	0	0
ICE Discharge	0	0	0
Other	1	0	1
From Pending Sus/Rev	3	0	3
TOTAL	17	1	18
POPULATION AS OF AUGUST 31, 2021			
			152

AGENCY RISK LEVELS

Population risk to recidivate based upon the Arizona Juvenile Assessment System (AZYAS) Assessment Tool as of the last day of the month.

CATEGORY	SECURE CARE*		PAROLE**	
Low Risk	26	17.1%	14	23.3%
Medium Risk	47	30.9%	33	55.0%
High Risk	79	52.0%	13	21.7%
TOTAL	152	100%	60	100%

* At the time this document was published, all youth may not have been assessed.

** Parole includes Community Supervision, Interstate Out and Abscond.

AGENCY PRIOR REFERRALS

The number of times a youth was involved in the juvenile justice system prior to commitment to AZDJC as of the last day of the month.

CATEGORY	SECURE CARE	PAROLE
1 to 3 Referrals	28	11
4 to 6 Referrals	17	7
7 to 9 Referrals	25	12
10 to 12 Referrals	33	15
13 or More Referrals	49	16
TOTAL	152	61

AGENCY PRIOR ADJUDICATIONS

The number of times a youth was involved in the juvenile justice system prior to commitment to AZDJC as of the last day of the month.

CATEGORY	SECURE CARE	PAROLE
1 Adjudication	32	8
2 to 3 Adjudications	50	34
4 to 5 Adjudications	47	16
6 to 7 Adjudications	17	3
8 or More Adjudications	6	0
TOTAL	152	61

AGENCY PRIOR COMMITMENT OFFENSES

The most serious offense committed by the youth prior to commitment to AZDJC as of the last day of the month.

CATEGORY	SECURE CARE	PAROLE
Crimes Against Persons	40	17
Other Offenses	28	5
Property Offenses	27	17
Drug Offenses	22	10
Weapon Offenses	19	6
Public Order Offenses	16	6
Non-Delinquent Offenses	0	0
TOTAL	152	61

CLINICAL SERVICES

During the intake assessment, we identify and prescribe treatment to address criminogenic and non-criminogenic factors. Content represents the minimum treatment duration and number of youth prescribe treatment as of the last day of the month. Youth may be enrolled in more than one program.

CATEGORY	DURATION	YOUTH
Dialectical Behavior Therapy	6 Months	152
Seven Challenges	6 Months	92
Aggression Replacement Therapy	10 Weeks	65
Stages of Accomplishment (1)	6 Months	8
Sex Trafficking Awareness & Recovery (2)	11 Weeks	3

1. Stages of Accomplishment – Individual formalized treatment.
2. Sex Trafficking Awareness & Recovery – Prescribed for female youth only.

EDUCATION SERVICES

Number of youth enrolled in all school programs as of the last day of the month. Youth may be enrolled in more than one program.

CATEGORY	SECURE CARE
Enrolled in School	142
Out to Court / Detention – Not Enrolled in School	10
Enrolled in Career Technical Education	82
Enrolled in IDEA / Section 504 (Special Education)	43
GED Certificates Awarded (FY 22)	6
High School Diplomas Awarded (FY 22)	0

EDUCATION SERVICES WHILE ON PAROLE

Number of youth enrolled in school or work activities while on Parole as of the last day of the month. Youth may be enrolled in more than one program.

CATEGORY	PAROLE
Enrolled in School	18
GED Preparation	2
Post-Secondary School	0
Vocational Training	0
Employment	9

HEALTH SERVICES

Number of health-related services provided to youth throughout the month.

CATEGORY	SECURE CARE
Hospital Admissions	1
Intake Medical / Dental Screenings	11
Medical Provider Visits	56
Dental Provider Visits	35
Nursing Contacts *	361
Mental Health (Psychiatric) Provider Visits	30

* Contact includes sick calls, blood work, treatment and screenings.