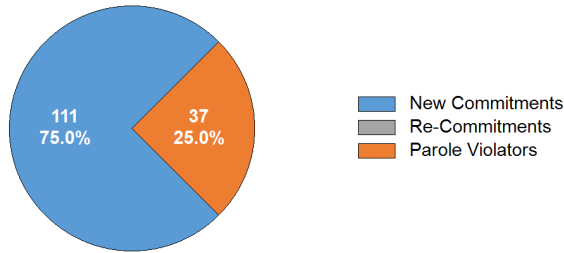


SECURE CARE COMMITMENT STATUS

Population by commitment status as of the last day of the month.



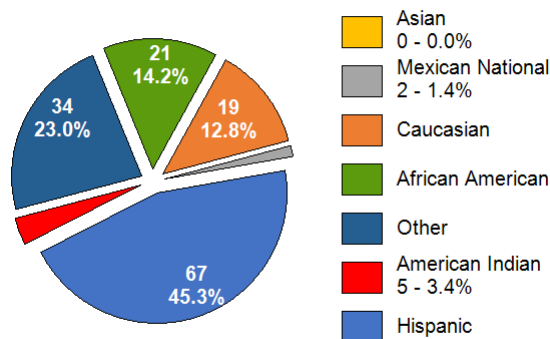
SECURE CARE COMMITTING COUNTY

Population as of the last day of the month.

COUNTY	MALE	FEMALE	TOTAL	PERCENT
Apache	0	0	0	0.0%
Cochise	6	3	9	6.1%
Coconino	0	0	0	0.0%
Gila	0	1	1	0.7%
Graham	7	0	7	4.7%
Greenlee	1	0	1	0.7%
La Paz	0	0	0	0.0%
Maricopa	62	8	70	47.3%
Mohave	10	1	11	7.4%
Navajo	1	0	1	0.7%
Pima	13	0	13	8.8%
Pinal	5	0	5	3.4%
Santa Cruz	1	1	2	1.4%
Yavapai	5	1	6	4.1%
Yuma	20	2	22	14.9%
TOTAL	131	17	148	100%

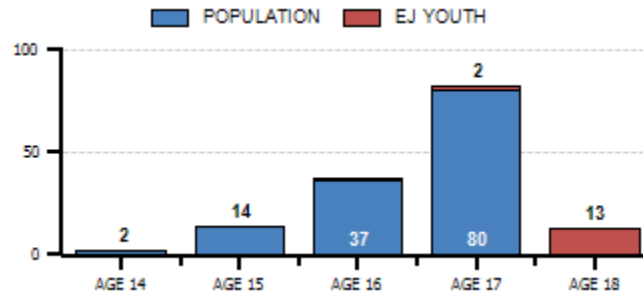
SECURE CARE ETHNIC DISTRIBUTION

Population as of the last day of the month.



SECURE CARE AGE DISTRIBUTION

A.R.S. 8-202 requires juvenile courts to retain jurisdiction over a juvenile who is at least 17 years old and who has been adjudicated delinquent, until the person reaches 19 years old. This requires the court to order continued services until the juvenile reaches 19 years old or services are terminated by the court. Content represents population as of the last day of the month, highlighting our Extended Jurisdiction (EJ) youth.



LENGTH OF STAY

Since July 1, 2021 (FY 22), AZDJC released 75 youth from its population, excluding revocations, who served an average of 6 months.

CATEGORY	6 MONTHS OR LESS	6 TO 12 MONTHS	12 MONTHS OR GREATER
Released to Parole	4	34	2
Aged Out (18-19)	18	13	2
Convicted as an Adult	0	1	0
ICE Discharge	0	0	0
Recalled by Court	0	0	0
Other	1	0	0
TOTAL	23	48	4

RECIDIVISM RATES

Represents youth identified by the year they were released, who returned to custody with AZDJC or ADC following their release from Secure Care.

LENGTH OF FOLLOW-UP	NEW OFFENSES & TECHNICAL VIOLATIONS	NEW OFFENSES	SEXUAL OFFENSES
2018 Releases (12 Months)	29.8%	18.6%	0.0%
2017 Releases (24 Months)	46.3%	33.3%	0.0%
2016 Releases (36 Months)	49.6%	39.7%	1.9%

RESTORATIVE JUSTICE

Represents services provided to victims and restitution collected from youth. As of November 30th, 2021, 27 victims (18.24%) are registered.

CATEGORY	THIS MONTH	FY 22 (YTD)
Victims Registered	1	27
Victim Notifications	18	58
Victim Notification of Release	13	29
Victim Services Provided	48	307
Victim Restitution Collected	\$38.04	\$227.62

ARIZONA DEPARTMENT OF JUVENILE CORRECTIONS

JUST THE FACTS

Our Vision is to be a nationally recognized leader that advances public safety through the rehabilitation of seriously delinquent youth.

NOVEMBER 2021

DOUGLAS A. DUCEY
GOVERNOR

JEFF HOOD
DIRECTOR

ARIZONA DEPARTMENT OF
JUVENILE CORRECTIONS
100 North 15th Avenue Suite 103
Phoenix, Arizona 85007
www.azdjcc.gov

This publication provides preliminary data. Please refer to our online reports for the most current statistics. Thank you.

Published December 13, 2021

AGENCY CENSUS

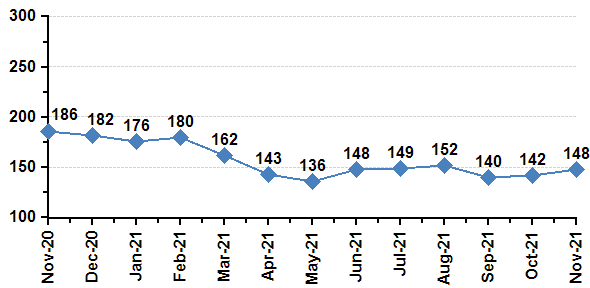
Population as of the last day of the month.

CATEGORY	MALE	FEMALE	TOTAL
Secure Care	131	17	148
Parole – Community Supervision	37	8	45
Parole – Interstate In	59	11	70
Parole – Interstate Out	0	0	0
Parole – Abscond / Warrant	5	0	5
Probation – Interstate Out	33	6	39
TOTAL	265	42	307

AZDJC currently supervises 17 extended jurisdiction youth. There are 13 males, and 2 females in Secure Care as well as 2 males on Parole. Dually involved youth, (Department of Child Safety) represents 37 (18.7%) of our Secure Care and Parole* populations.

SECURE CARE POPULATION TREND

Content represents a thirteen-month population trend as of the last day of the month. Data reflects a 20.43% decrease since November 2020.



SECURE CARE POPULATION DETAIL

Population admissions and releases during the month.

POPULATION AS OF OCTOBER 31, 2021				142
ADMISSIONS	MALE	FEMALE	TOTAL	
New Commitment	10	1	11	
Parole Violator	1	0	1	
Re-Commitment	0	0	0	
Pending Suspension/Revocation	4	0	4	
TOTAL	15	1	16	
RELEASES	MALE	FEMALE	TOTAL	
Released to Parole	3	0	3	
Aged Out (18-19)	6	0	6	
Convicted as an Adult	1	0	1	
ICE Discharge	0	0	0	
Other	0	0	0	
From Pending Sus/Rev	0	0	0	
TOTAL	10	0	10	
POPULATION AS OF NOVEMBER 30, 2021				148

AGENCY RISK LEVELS

Population risk to recidivate based upon the Arizona Juvenile Assessment System (AZYAS) Assessment Tool as of the last day of the month.

CATEGORY	SECURE CARE*	PAROLE**
Low Risk	21 14.2%	11 22.0%
Medium Risk	46 31.1%	27 54.0%
High Risk	81 54.7%	12 24.0%
TOTAL	148 100%	50 100%

* At the time this document was published, all youth may not have been assessed.

** Parole includes Community Supervision, Interstate Out and Abscond.

AGENCY PRIOR REFERRALS

The number of times a youth was involved in the juvenile justice system prior to commitment to AZDJC as of the last day of the month.

CATEGORY	SECURE CARE	PAROLE
1 to 3 Referrals	26	10
4 to 6 Referrals	14	5
7 to 9 Referrals	24	12
10 to 12 Referrals	37	10
13 or More Referrals	47	13
TOTAL	148	50

AGENCY PRIOR ADJUDICATIONS

The number of times a youth was involved in the juvenile justice system prior to commitment to AZDJC as of the last day of the month.

CATEGORY	SECURE CARE	PAROLE
1 Adjudication	29	11
2 to 3 Adjudications	58	21
4 to 5 Adjudications	36	14
6 to 7 Adjudications	18	4
8 or More Adjudications	7	0
TOTAL	148	50

AGENCY PRIOR COMMITMENT OFFENSES

The most serious offense committed by the youth prior to commitment to AZDJC as of the last day of the month.

CATEGORY	SECURE CARE	PAROLE
Crimes Against Persons	40	13
Other Offenses	31	5
Property Offenses	27	12
Weapon Offenses	19	5
Drug Offenses	18	9
Public Order Offenses	13	6
Non-Delinquent Offenses	0	0
TOTAL	148	50

CLINICAL SERVICES

During the intake assessment, we identify and prescribe treatment to address criminogenic and non-criminogenic factors. Content represents the minimum treatment duration and number of youth prescribe treatment as of the last day of the month. Youth may be enrolled in more than one program.

CATEGORY	DURATION	YOUTH
Dialectical Behavior Therapy	6 Months	148
Seven Challenges	6 Months	82
Aggression Replacement Therapy	10 Weeks	49
Stages of Accomplishment (1)	6 Months	9
Sex Trafficking Awareness & Recovery (2)	11 Weeks	3

1. Stages of Accomplishment – Individual formalized treatment.
2. Sex Trafficking Awareness & Recovery – Prescribed for female youth only.

EDUCATION SERVICES

Number of youth enrolled in all school programs as of the last day of the month. Youth may be enrolled in more than one program.

CATEGORY	SECURE CARE
Enrolled in School	132
Out to Court / Detention – Not Enrolled in School	16
Enrolled in Career Technical Education	71
Enrolled in IDEA / Section 504 (Special Education)	35
GED Certificates Awarded (FY 22)	11
High School Diplomas Awarded (FY 22)	0

EDUCATION SERVICES WHILE ON PAROLE

Number of youth enrolled in school or work activities while on Parole as of the last day of the month. Youth may be enrolled in more than one program.

CATEGORY	PAROLE
Enrolled in School	14
GED Preparation	2
Post-Secondary School	1
Vocational Training	3
Employment	8

HEALTH SERVICES

Number of health-related services provided to youth throughout the month.

CATEGORY	SECURE CARE
Hospital Admissions	1
Intake Medical / Dental Screenings	14
Medical Provider Visits	59
Dental Provider Visits	18
Nursing Contacts *	1272
Mental Health (Psychiatric) Provider Visits	53

* Contact includes sick calls, blood work, treatment and screenings.