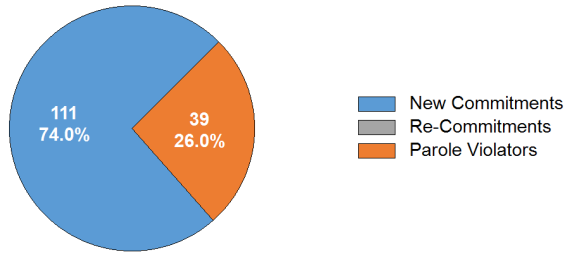


SECURE CARE COMMITMENT STATUS

Population by commitment status as of the last day of the month.



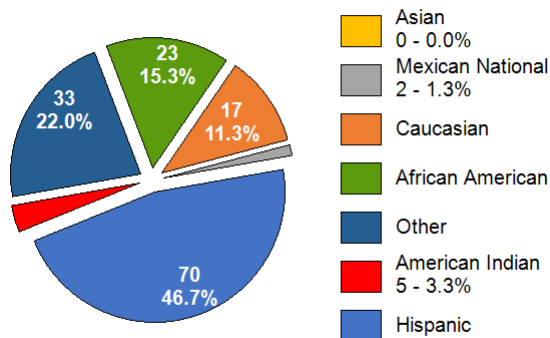
SECURE CARE COMMITTING COUNTY

Population as of the last day of the month.

COUNTY	MALE	FEMALE	TOTAL	PERCENT
Apache	0	0	0	0.0%
Cochise	4	3	7	4.7%
Coconino	0	0	0	0.0%
Gila	1	1	2	1.3%
Graham	7	0	7	4.7%
Greenlee	1	0	1	0.7%
La Paz	0	0	0	0.0%
Maricopa	68	7	75	50.0%
Mohave	9	0	9	6.0%
Navajo	1	0	1	0.7%
Pima	13	0	13	8.7%
Pinal	5	0	5	3.3%
Santa Cruz	1	1	2	1.3%
Yavapai	6	1	7	4.7%
Yuma	19	2	21	14.0%
TOTAL	135	15	150	100%

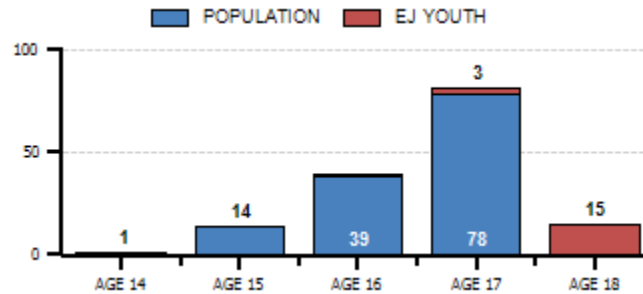
SECURE CARE ETHNIC DISTRIBUTION

Population as of the last day of the month.



SECURE CARE AGE DISTRIBUTION

A.R.S. 8-202 requires juvenile courts to retain jurisdiction over a juvenile who is at least 17 years old and who has been adjudicated delinquent, until the person reaches 19 years old. This requires the court to order continued services until the juvenile reaches 19 years old or services are terminated by the court. Content represents population as of the last day of the month, highlighting our Extended Jurisdiction (EJ) youth.



LENGTH OF STAY

Since July 1, 2021 (FY 22), AZDJC released 88 youth from its population, excluding revocations, who served an average of 6 months.

CATEGORY	6 MONTHS OR LESS	6 TO 12 MONTHS	12 MONTHS OR GREATER
Released to Parole	6	41	3
Aged Out (18-19)	19	15	2
Convicted as an Adult	0	1	0
ICE Discharge	0	0	0
Recalled by Court	0	0	0
Other	1	0	0
TOTAL	26	57	5

RECIDIVISM RATES

Represents youth identified by the year they were released, who returned to custody with AZDJC or ADC following their release from Secure Care.

LENGTH OF FOLLOW-UP	NEW OFFENSES & TECHNICAL VIOLATIONS	NEW OFFENSES	SEXUAL OFFENSES
2018 Releases (12 Months)	29.8%	18.6%	0.0%
2017 Releases (24 Months)	46.3%	33.3%	0.0%
2016 Releases (36 Months)	49.6%	39.7%	1.9%

RESTORATIVE JUSTICE

Represents services provided to victims and restitution collected from youth. As of December 31st, 2021, 28 victims (18.66%) are registered.

CATEGORY	THIS MONTH	FY 22 (YTD)
Victims Registered	1	28
Victim Notifications	7	65
Victim Notification of Release	6	35
Victim Services Provided	34	341
Victim Restitution Collected	\$0.00	\$227.62

ARIZONA DEPARTMENT OF JUVENILE CORRECTIONS

JUST THE FACTS

Our Vision is to be a nationally recognized leader that advances public safety through the rehabilitation of seriously delinquent youth.

DECEMBER 2021

DOUGLAS A. DUCEY
GOVERNOR

DOUG SARGENT
DIRECTOR

ARIZONA DEPARTMENT OF
JUVENILE CORRECTIONS
100 North 15th Avenue Suite 103
Phoenix, Arizona 85007
www.azdjcc.gov

This publication provides preliminary data. Please refer to our online reports for the most current statistics. Thank you.

Published January 26, 2022

AGENCY CENSUS

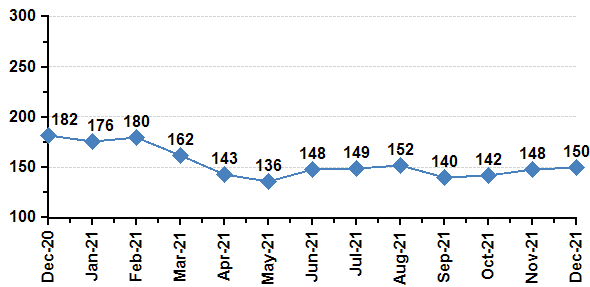
Population as of the last day of the month.

CATEGORY	MALE	FEMALE	TOTAL
Secure Care	135	15	150
Parole – Community Supervision	34	9	43
Parole – Interstate In	63	9	72
Parole – Interstate Out	0	0	0
Parole – Abscond / Warrant	5	0	5
Probation – Interstate Out	30	7	37
TOTAL	267	40	307

AZDJC currently supervises 20 extended jurisdiction youth. There are 16 males, and 2 females in Secure Care as well as 2 males on Parole. Dually involved youth, (Department of Child Safety) represents 33 (16.6%) of our Secure Care and Parole* populations.

SECURE CARE POPULATION TREND

Content represents a thirteen-month population trend as of the last day of the month. Data reflects a 1.2% decrease since December 2020.



SECURE CARE POPULATION DETAIL

Population admissions and releases during the month.

POPULATION AS OF NOVEMBER 30, 2021				148
ADMISSIONS	MALE	FEMALE	TOTAL	
New Commitment	12	0	12	
Parole Violator	3	0	3	
Re-Commitment	0	0	0	
Pending Suspension/Revocation	0	0	0	
TOTAL	15	0	15	
RELEASES	MALE	FEMALE	TOTAL	
Released to Parole	8	2	10	
Aged Out (18-19)	3	0	3	
Convicted as an Adult	0	0	0	
ICE Discharge	0	0	0	
Other	0	0	0	
From Pending Sus/Rev	0	0	0	
TOTAL	11	2	13	
POPULATION AS OF DECEMBER 31, 2021				150

AGENCY RISK LEVELS

Population risk to recidivate based upon the Arizona Juvenile Assessment System (AZYAS) Assessment Tool as of the last day of the month.

CATEGORY	SECURE CARE*	PAROLE**
Low Risk	23 15.3%	9 19.1%
Medium Risk	45 30.0%	28 59.6%
High Risk	82 54.7%	10 21.3%
TOTAL	150 100%	47 100%

* At the time this document was published, all youth may not have been assessed.

** Parole includes Community Supervision, Interstate Out and Abscond.

AGENCY PRIOR REFERRALS

The number of times a youth was involved in the juvenile justice system prior to commitment to AZDJC as of the last day of the month.

CATEGORY	SECURE CARE	PAROLE
1 to 3 Referrals	25	7
4 to 6 Referrals	18	5
7 to 9 Referrals	24	13
10 to 12 Referrals	35	9
13 or More Referrals	48	14
TOTAL	150	48

AGENCY PRIOR ADJUDICATIONS

The number of times a youth was involved in the juvenile justice system prior to commitment to AZDJC as of the last day of the month.

CATEGORY	SECURE CARE	PAROLE
1 Adjudication	33	8
2 to 3 Adjudications	59	21
4 to 5 Adjudications	33	14
6 to 7 Adjudications	18	5
8 or More Adjudications	7	0
TOTAL	150	48

AGENCY PRIOR COMMITMENT OFFENSES

The most serious offense committed by the youth prior to commitment to AZDJC as of the last day of the month.

CATEGORY	SECURE CARE	PAROLE
Crimes Against Persons	45	13
Other Offenses	30	5
Property Offenses	26	11
Drug Offenses	19	6
Weapon Offenses	16	7
Public Order Offenses	14	6
Non-Delinquent Offenses	0	0
TOTAL	150	48

CLINICAL SERVICES

During the intake assessment, we identify and prescribe treatment to address criminogenic and non-criminogenic factors. Content represents the minimum treatment duration and number of youth prescribe treatment as of the last day of the month. Youth may be enrolled in more than one program.

CATEGORY	DURATION	YOUTH
Dialectical Behavior Therapy	6 Month	150
Seven Challenges	6 Month	82
Aggression Replacement Therapy	10 Weeks	46
Stages of Accomplishment (1)	6 Months	10
Sex Trafficking Awareness & Recovery (2)	11 Weeks	3

1. Stages of Accomplishment – Individual formalized treatment.
2. Sex Trafficking Awareness & Recovery – Prescribed for female youth only.

EDUCATION SERVICES

Number of youth enrolled in all school programs as of the last day of the month. Youth may be enrolled in more than one program.

CATEGORY	SECURE CARE
Enrolled in School	138
Out to Court / Detention – Not Enrolled in School	12
Enrolled in Career Technical Education	65
Enrolled in IDEA / Section 504 (Special Education)	37
GED Certificates Awarded (FY 22)	11
High School Diplomas Awarded (FY 22)	0

EDUCATION SERVICES WHILE ON PAROLE

Number of youth enrolled in school or work activities while on Parole as of the last day of the month. Youth may be enrolled in more than one program.

CATEGORY	PAROLE
Enrolled in School	20
GED Preparation	3
Post-Secondary School	1
Vocational Training	3
Employment	10

HEALTH SERVICES

Number of health-related services provided to youth throughout the month.

CATEGORY	SECURE CARE
Hospital Admissions	2
Intake Medical / Dental Screenings	3
Medical Provider Visits	28
Dental Provider Visits	12
Nursing Contacts *	1434
Mental Health (Psychiatric) Provider Visits	34

* Contact includes sick calls, blood work, treatment and screenings.