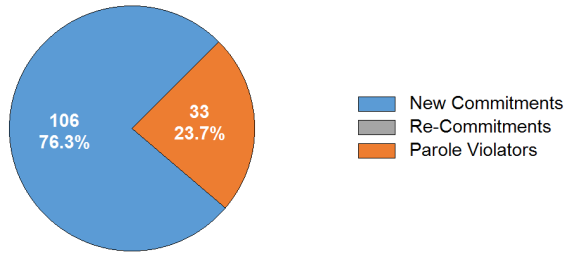


## SECURE CARE COMMITMENT STATUS

Population by commitment status as of the last day of the month.



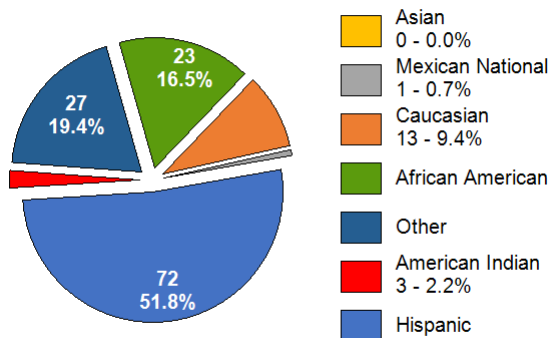
## SECURE CARE COMMITTING COUNTY

Population as of the last day of the month.

COUNTY	MALE	FEMALE	TOTAL	PERCENT
Apache	0	0	0	0.0%
Cochise	4	3	7	5.0%
Coconino	0	0	0	0.0%
Gila	2	0	2	1.4%
Graham	7	0	7	5.0%
Greenlee	0	0	0	0.0%
La Paz	0	0	0	0.0%
Maricopa	65	8	73	52.5%
Mohave	9	0	9	6.5%
Navajo	0	0	0	0.0%
Pima	12	0	12	8.6%
Pinal	4	0	4	2.9%
Santa Cruz	0	1	1	0.7%
Yavapai	6	0	6	4.3%
Yuma	16	2	18	12.9%
<b>TOTAL</b>	<b>125</b>	<b>14</b>	<b>139</b>	<b>100%</b>

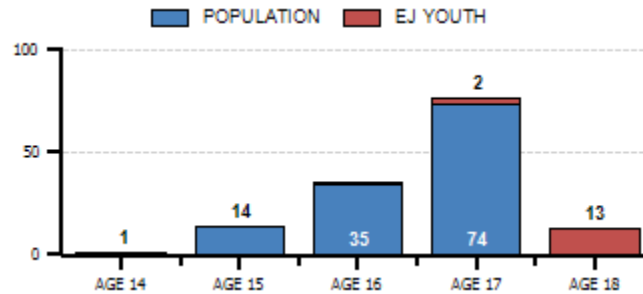
## SECURE CARE ETHNIC DISTRIBUTION

Population as of the last day of the month.



## SECURE CARE AGE DISTRIBUTION

A.R.S. 8-202 requires juvenile courts to retain jurisdiction over a juvenile who is at least 17 years old and who has been adjudicated delinquent, until the person reaches 19 years old. This requires the court to order continued services until the juvenile reaches 19 years old or services are terminated by the court. Content represents population as of the last day of the month, highlighting our Extended Jurisdiction (EJ) youth.



## LENGTH OF STAY

Since July 1, 2021 (FY 22), AZDJC released 113 youth from its population, excluding revocations, who served an average of 6 months.

CATEGORY	6 MONTHS OR LESS	6 TO 12 MONTHS	12 MONTHS OR GREATER
Released to Parole	9	51	6
Aged Out (18-19)	22	19	3
Convicted as an Adult	1	1	0
ICE Discharge	0	0	0
Recalled by Court	0	0	0
Other	1	0	0
<b>TOTAL</b>	<b>33</b>	<b>71</b>	<b>9</b>

## RECIDIVISM RATES

Represents youth identified by the year they were released, who returned to custody with AZDJC or ADC following their release from Secure Care.

LENGTH OF FOLLOW-UP	NEW OFFENSES & TECHNICAL VIOLATIONS	NEW OFFENSES	SEXUAL OFFENSES
2018 Releases (12 Months)	29.8%	18.6%	0.0%
2017 Releases (24 Months)	46.3%	33.3%	0.0%
2016 Releases (36 Months)	49.6%	39.7%	1.9%

## RESTORATIVE JUSTICE

Represents services provided to victims and restitution collected from youth. As of January 31st, 2022, 29 victims (20.86%) are registered.

CATEGORY	THIS MONTH	FY 22 (YTD)
Victims Registered	1	29
Victim Notifications	7	72
Victim Notification of Release	2	37
Victim Services Provided	58	399
Victim Restitution Collected	\$0.00	\$227.62

ARIZONA DEPARTMENT OF JUVENILE CORRECTIONS

# JUST THE FACTS

Our Vision is to be a nationally recognized leader that advances public safety through the rehabilitation of seriously delinquent youth.

**JANUARY 2022**

**DOUGLAS A. DUCEY**  
GOVERNOR

**DOUG SARGENT**  
DIRECTOR

ARIZONA DEPARTMENT OF  
JUVENILE CORRECTIONS  
100 North 15th Avenue Suite 103  
Phoenix, Arizona 85007  
[www.azdjc.gov](http://www.azdjc.gov)

This publication provides preliminary data. Please refer to our online reports for the most current statistics. Thank you.

Published February 9, 2022

## AGENCY CENSUS

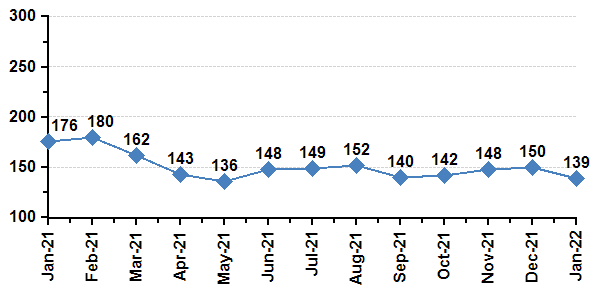
Population as of the last day of the month.

CATEGORY	MALE	FEMALE	TOTAL
Secure Care	125	14	139
Parole – Community Supervision	38	11	49
Parole – Interstate In	67	9	76
Parole – Interstate Out	0	0	0
Parole – Abscond / Warrant	7	1	8
Probation – Interstate Out	29	6	35
<b>TOTAL</b>	<b>266</b>	<b>41</b>	<b>307</b>

AZDJC currently supervises 20 extended jurisdiction youth. There are 14 males, and 1 female in Secure Care as well as 4 males and 1 female on Parole. Dually involved youth, (Department of Child Safety) represents 35 (17.8%) of our Secure Care and Parole\* populations.

## SECURE CARE POPULATION TREND

Content represents a thirteen-month population trend as of the last day of the month. Data reflects a 21% decrease since January 2021.



## SECURE CARE POPULATION DETAIL

Population admissions and releases during the month.

POPULATION AS OF DECEMBER 31, 2021				150
ADMISSIONS	MALE	FEMALE	TOTAL	
New Commitment	5	2	7	
Parole Violator	2	1	3	
Re-Commitment	0	0	0	
Pending Suspension/Revocation	5	0	5	
<b>TOTAL</b>	<b>12</b>	<b>3</b>	<b>15</b>	
RELEASES	MALE	FEMALE	TOTAL	
Released to Parole	12	4	16	
Aged Out (18-19)	7	0	7	
Convicted as an Adult	0	0	0	
ICE Discharge	0	0	0	
Other	0	0	0	
From Pending Sus/Rev	3	0	3	
<b>TOTAL</b>	<b>22</b>	<b>4</b>	<b>26</b>	
POPULATION AS OF JANUARY 31, 2022				139

## AGENCY RISK LEVELS

Population risk to recidivate based upon the Arizona Juvenile Assessment System (AZYAS) Assessment Tool as of the last day of the month.

CATEGORY	SECURE CARE*	PAROLE**
Low Risk	23 17.0%	9 15.8%
Medium Risk	36 26.7%	34 59.6%
High Risk	76 56.3%	14 24.6%
<b>TOTAL</b>	<b>135 100%</b>	<b>57 100%</b>

\* At the time this document was published, all youth may not have been assessed.

\*\* Parole includes Community Supervision, Interstate Out and Abscond.

## AGENCY PRIOR REFERRALS

The number of times a youth was involved in the juvenile justice system prior to commitment to AZDJC as of the last day of the month.

CATEGORY	SECURE CARE	PAROLE
1 to 3 Referrals	22	8
4 to 6 Referrals	20	5
7 to 9 Referrals	24	16
10 to 12 Referrals	30	10
13 or More Referrals	43	18
<b>TOTAL</b>	<b>139</b>	<b>57</b>

## AGENCY PRIOR ADJUDICATIONS

The number of times a youth was involved in the juvenile justice system prior to commitment to AZDJC as of the last day of the month.

CATEGORY	SECURE CARE	PAROLE
1 Adjudication	31	9
2 to 3 Adjudications	55	24
4 to 5 Adjudications	32	17
6 to 7 Adjudications	14	6
8 or More Adjudications	7	1
<b>TOTAL</b>	<b>139</b>	<b>57</b>

## AGENCY PRIOR COMMITMENT OFFENSES

The most serious offense committed by the youth prior to commitment to AZDJC as of the last day of the month.

CATEGORY	SECURE CARE	PAROLE
Crimes Against Persons	45	15
Property Offenses	26	9
Other Offenses	22	8
Drug Offenses	16	9
Weapon Offenses	15	7
Public Order Offenses	15	9
Non-Delinquent Offenses	0	0
<b>TOTAL</b>	<b>139</b>	<b>57</b>

## CLINICAL SERVICES

During the intake assessment, we identify and prescribe treatment to address criminogenic and non-criminogenic factors. Content represents the minimum treatment duration and number of youth prescribe treatment as of the last day of the month. Youth may be enrolled in more than one program.

CATEGORY	DURATION	YOUTH
Dialectical Behavior Therapy	6 Months	139
Seven Challenges	6 Months	70
Aggression Replacement Therapy	10 Weeks	46
Stages of Accomplishment (1)	6 Months	11
Sex Trafficking Awareness & Recovery (2)	11 Weeks	3

1. Stages of Accomplishment – Individual formalized treatment.
2. Sex Trafficking Awareness & Recovery – Prescribed for female youth only.

## EDUCATION SERVICES

Number of youth enrolled in all school programs as of the last day of the month. Youth may be enrolled in more than one program.

CATEGORY	SECURE CARE
Enrolled in School	122
Out to Court / Detention – Not Enrolled in School	17
Enrolled in Career Technical Education	55
Enrolled in IDEA / Section 504 (Special Education)	31
GED Certificates Awarded (FY 22)	14
High School Diplomas Awarded (FY 22)	0

## EDUCATION SERVICES WHILE ON PAROLE

Number of youth enrolled in school or work activities while on Parole as of the last day of the month. Youth may be enrolled in more than one program.

CATEGORY	PAROLE
Enrolled in School	21
GED Preparation	3
Post-Secondary School	1
Vocational Training	3
Employment	7

## HEALTH SERVICES

Number of health-related services provided to youth throughout the month.

CATEGORY	SECURE CARE
Hospital Admissions	3
Intake Medical / Dental Screenings	81
Medical Provider Visits	12
Dental Provider Visits	12
Nursing Contacts *	1100
Mental Health (Psychiatric) Provider Visits	35

\* Contact includes sick calls, blood work, treatment and screenings.