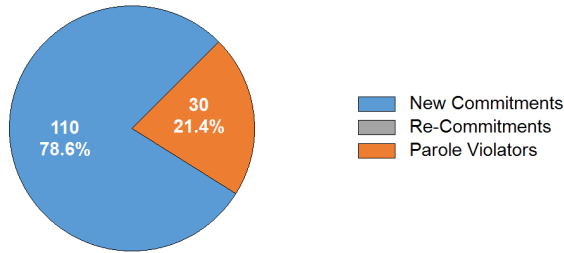


SECURE CARE COMMITMENT STATUS

Population by commitment status as of the last day of the month.



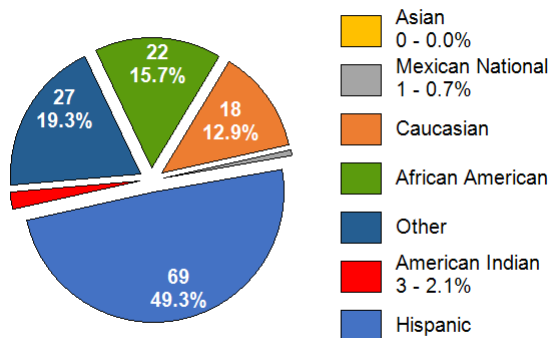
SECURE CARE COMMITTING COUNTY

Population as of the last day of the month.

COUNTY	MALE	FEMALE	TOTAL	PERCENT
Apache	0	0	0	0.0%
Cochise	4	3	7	5.0%
Coconino	0	0	0	0.0%
Gila	3	1	4	2.9%
Graham	7	0	7	5.0%
Greenlee	0	0	0	0.0%
La Paz	0	0	0	0.0%
Maricopa	63	8	71	50.7%
Mohave	9	0	9	6.4%
Navajo	0	0	0	0.0%
Pima	11	0	11	7.9%
Pinal	3	0	3	2.1%
Santa Cruz	0	1	1	0.7%
Yavapai	6	1	7	5.0%
Yuma	19	1	20	14.3%
TOTAL	125	15	140	100%

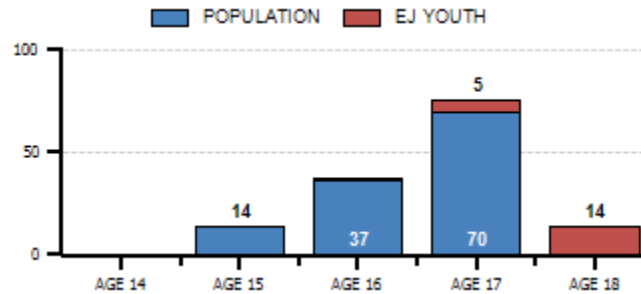
SECURE CARE ETHNIC DISTRIBUTION

Population as of the last day of the month.



SECURE CARE AGE DISTRIBUTION

A.R.S. 8-202 requires juvenile courts to retain jurisdiction over a juvenile who is at least 17 years old and who has been adjudicated delinquent, until the person reaches 19 years old. This requires the court to order continued services until the juvenile reaches 19 years old or services are terminated by the court. Content represents population as of the last day of the month, highlighting our Extended Jurisdiction (EJ) youth.



LENGTH OF STAY

Since July 1, 2021 (FY 22), AZDJC released 134 youth from its population, excluding revocations, who served an average of 6 months.

CATEGORY	6 MONTHS OR LESS	6 TO 12 MONTHS	12 MONTHS OR GREATER
Released to Parole	11	56	7
Aged Out (18-19)	25	26	3
Convicted as an Adult	1	3	0
ICE Discharge	0	0	0
Recalled by Court	0	0	0
Other	1	1	0
TOTAL	38	86	10

RECIDIVISM RATES

Represents youth identified by the year they were released, who returned to custody with AZDJC or ADC following their release from Secure Care.

LENGTH OF FOLLOW-UP	NEW OFFENSES & TECHNICAL VIOLATIONS	NEW OFFENSES	SEXUAL OFFENSES
2018 Releases (12 Months)	29.8%	18.6%	0.0%
2017 Releases (24 Months)	46.3%	33.3%	0.0%
2016 Releases (36 Months)	49.6%	39.7%	1.9%

RESTORATIVE JUSTICE

Represents services provided to victims and restitution collected from youth. As of February 28th, 2022, 29 victims (20.86%) are registered.

CATEGORY	THIS MONTH	FY 22 (YTD)
Victims Registered	0	29
Victim Notifications	10	82
Victim Notification of Release	0	37
Victim Services Provided	70	469
Victim Restitution Collected	\$3.00	\$230.62

ARIZONA DEPARTMENT OF JUVENILE CORRECTIONS

JUST THE FACTS

Our Vision is to be a nationally recognized leader that advances public safety through the rehabilitation of seriously delinquent youth.

FEBRUARY 2022

DOUGLAS A. DUCEY
GOVERNOR

DOUG SARGENT
DIRECTOR

ARIZONA DEPARTMENT OF
JUVENILE CORRECTIONS
100 North 15th Avenue Suite 103
Phoenix, Arizona 85007
www.azdjcc.gov

This publication provides preliminary data. Please refer to our online reports for the most current statistics. Thank you.

Published March 11, 2022

AGENCY CENSUS

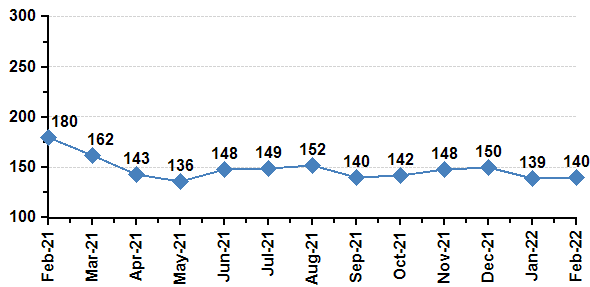
Population as of the last day of the month.

CATEGORY	MALE	FEMALE	TOTAL
Secure Care	125	15	140
Parole – Community Supervision	32	12	44
Parole – Interstate In	61	10	71
Parole – Interstate Out	0	0	0
Parole – Abscond / Warrant	8	1	9
Probation – Interstate Out	27	6	33
TOTAL	253	44	297

AZDJC currently supervises 19 extended jurisdiction youth. There are 14 males, and 2 female in Secure Care as well as 3 males on Parole. Dually involved youth, (Department of Child Safety) represents 38 (19.6%) of our Secure Care and Parole* populations.

SECURE CARE POPULATION TREND

Content represents a thirteen-month population trend as of the last day of the month. Data reflects a 22% decrease since February 2021.



SECURE CARE POPULATION DETAIL

Population admissions and releases during the month.

POPULATION AS OF JANUARY 31, 2022			
			139
ADMISSIONS	MALE	FEMALE	TOTAL
New Commitment	13	2	15
Parole Violator	1	0	1
Re-Commitment	0	0	0
Pending Suspension/Revocation	7	1	8
TOTAL	21	3	24
RELEASES	MALE	FEMALE	TOTAL
Released to Parole	6	2	8
Aged Out (18-19)	9	0	9
Convicted as an Adult	2	0	2
ICE Discharge	0	0	0
Other	1	0	1
From Pending Sus/Rev	3	0	3
TOTAL	21	2	23
POPULATION AS OF FEBRUARY 28, 2022			
			140

AGENCY RISK LEVELS

Population risk to recidivate based upon the Arizona Juvenile Assessment System (AZYAS) Assessment Tool as of the last day of the month.

CATEGORY	SECURE CARE*	PAROLE**
Low Risk	25 18.0%	9 17.0%
Medium Risk	40 28.8%	33 62.3%
High Risk	74 53.2%	11 20.8%
TOTAL	139 100%	53 100%

* At the time this document was published, all youth may not have been assessed.

** Parole includes Community Supervision, Interstate Out and Abscond.

AGENCY PRIOR REFERRALS

The number of times a youth was involved in the juvenile justice system prior to commitment to AZDJC as of the last day of the month.

CATEGORY	SECURE CARE	PAROLE
1 to 3 Referrals	22	8
4 to 6 Referrals	23	6
7 to 9 Referrals	25	13
10 to 12 Referrals	25	10
13 or More Referrals	45	16
TOTAL	140	53

AGENCY PRIOR ADJUDICATIONS

The number of times a youth was involved in the juvenile justice system prior to commitment to AZDJC as of the last day of the month.

CATEGORY	SECURE CARE	PAROLE
1 Adjudication	30	11
2 to 3 Adjudications	54	21
4 to 5 Adjudications	34	14
6 to 7 Adjudications	14	5
8 or More Adjudications	8	2
TOTAL	140	53

AGENCY PRIOR COMMITMENT OFFENSES

The most serious offense committed by the youth prior to commitment to AZDJC as of the last day of the month.

CATEGORY	SECURE CARE	PAROLE
Crimes Against Persons	42	15
Other Offenses	26	8
Property Offenses	24	8
Drug Offenses	17	8
Weapon Offenses	16	5
Public Order Offenses	15	9
Non-Delinquent Offenses	0	0
TOTAL	140	53

CLINICAL SERVICES

During the intake assessment, we identify and prescribe treatment to address criminogenic and non-criminogenic factors. Content represents the minimum treatment duration and number of youth prescribe treatment as of the last day of the month. Youth may be enrolled in more than one program.

CATEGORY	DURATION	YOUTH
Dialectical Behavior Therapy	6 Months	140
Seven Challenges	6 Months	68
Aggression Replacement Therapy	10 Weeks	40
Stages of Accomplishment (1)	6 Months	10
Sex Trafficking Awareness & Recovery (2)	11 Weeks	2

1. Stages of Accomplishment – Individual formalized treatment.
2. Sex Trafficking Awareness & Recovery – Prescribed for female youth only.

EDUCATION SERVICES

Number of youth enrolled in all school programs as of the last day of the month. Youth may be enrolled in more than one program.

CATEGORY	SECURE CARE
Enrolled in School	130
Out to Court / Detention – Not Enrolled in School	10
Enrolled in Career Technical Education	59
Enrolled in IDEA / Section 504 (Special Education)	32
GED Certificates Awarded (FY 22)	19
High School Diplomas Awarded (FY 22)	0

EDUCATION SERVICES WHILE ON PAROLE

Number of youth enrolled in school or work activities while on Parole as of the last day of the month. Youth may be enrolled in more than one program.

CATEGORY	PAROLE
Enrolled in School	19
GED Preparation	3
Post-Secondary School	1
Vocational Training	3
Employment	6

HEALTH SERVICES

Number of health-related services provided to youth throughout the month.

CATEGORY	SECURE CARE
Hospital Admissions	2
Intake Medical / Dental Screenings	10
Medical Provider Visits	43
Dental Provider Visits	28
Nursing Contacts *	733
Mental Health (Psychiatric) Provider Visits	58

* Contact includes sick calls, blood work, treatment and screenings.