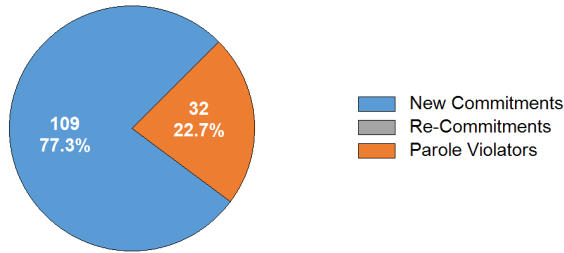


SECURE CARE COMMITMENT STATUS

Population by commitment status as of the last day of the month.



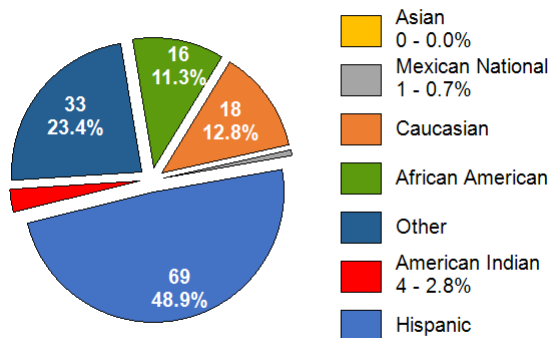
SECURE CARE COMMITTING COUNTY

Population as of the last day of the month.

COUNTY	MALE	FEMALE	TOTAL	PERCENT
Apache	1	0	1	0.7%
Cochise	5	3	8	5.7%
Coconino	0	0	0	0.0%
Gila	2	1	3	2.1%
Graham	5	0	5	3.5%
Greenlee	1	0	1	0.7%
La Paz	0	0	0	0.0%
Maricopa	64	8	72	51.1%
Mohave	10	1	11	7.8%
Navajo	0	0	0	0.0%
Pima	11	1	12	8.5%
Pinal	5	0	5	3.5%
Santa Cruz	0	0	0	0.0%
Yavapai	4	1	5	3.5%
Yuma	17	1	18	12.8%
TOTAL	125	16	141	100%

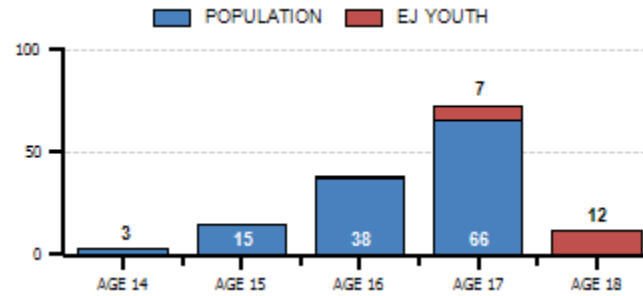
SECURE CARE ETHNIC DISTRIBUTION

Population as of the last day of the month.



SECURE CARE AGE DISTRIBUTION

A.R.S. 8-202 requires juvenile courts to retain jurisdiction over a juvenile who is at least 17 years old and who has been adjudicated delinquent, until the person reaches 19 years old. This requires the court to order continued services until the juvenile reaches 19 years old or services are terminated by the court. Content represents population as of the last day of the month, highlighting our Extended Jurisdiction (EJ) youth.



LENGTH OF STAY

Since July 1, 2021 (FY 22), AZDJC released 165 youth from its population, excluding revocations, who served an average of 6 months.

CATEGORY	6 MONTHS OR LESS	6 TO 12 MONTHS	12 MONTHS OR GREATER
Released to Parole	14	63	8
Aged Out (18-19)	30	36	6
Convicted as an Adult	2	3	0
ICE Discharge	0	0	0
Recalled by Court	0	0	0
Other	1	2	0
TOTAL	47	104	14

RECIDIVISM RATES

Represents youth identified by the year they were released, who returned to custody with AZDJC or ADC following their release from Secure Care.

LENGTH OF FOLLOW-UP	NEW OFFENSES & TECHNICAL VIOLATIONS	NEW OFFENSES	SEXUAL OFFENSES
2018 Releases (12 Months)	29.8%	18.6%	0.0%
2017 Releases (24 Months)	46.3%	33.3%	0.0%
2016 Releases (36 Months)	49.6%	39.7%	1.9%

RESTORATIVE JUSTICE

Represents services provided to victims and restitution collected from youth. As of April 30th, 2022, 33 victims (23.40%) are registered.

CATEGORY	THIS MONTH	FY 22 (YTD)
Victims Registered	0	33
Victim Notifications	14	108
Victim Notification of Release	3	47
Victim Services Provided	52	635
Victim Restitution Collected	\$0.00	\$245.58

ARIZONA DEPARTMENT OF JUVENILE CORRECTIONS

JUST THE FACTS

Our Vision is to be a nationally recognized leader that advances public safety through the rehabilitation of seriously delinquent youth.

APRIL 2022

DOUGLAS A. DUCEY
GOVERNOR

DOUG SARGENT
DIRECTOR

ARIZONA DEPARTMENT OF
JUVENILE CORRECTIONS
100 North 15th Avenue Suite 103
Phoenix, Arizona 85007
www.azdjcc.gov

This publication provides preliminary data. Please refer to our online reports for the most current statistics. Thank you.

Published May 17, 2022

AGENCY CENSUS

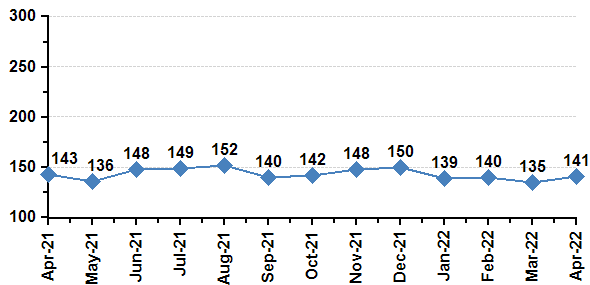
Population as of the last day of the month.

CATEGORY	MALE	FEMALE	TOTAL
Secure Care	125	16	141
Parole – Community Supervision	29	7	36
Parole – Interstate In	56	6	62
Parole – Interstate Out	0	0	0
Parole – Abscond / Warrant	5	3	8
Probation – Interstate Out	22	5	27
TOTAL	237	37	274

AZDJC currently supervises 24 extended jurisdiction youth. There are 17 males, and 2 female in Secure Care as well as 4 males and 1 female on Parole. Dually involved youth, (Department of Child Safety) represents 36 (19.5%) of our Secure Care and Parole* populations.

SECURE CARE POPULATION TREND

Content represents a thirteen-month population trend as of the last day of the month. Data reflects a 1% decrease since April 2021.



SECURE CARE POPULATION DETAIL

Population admissions and releases during the month.

POPULATION AS OF MARCH 31, 2022			
	MALE	FEMALE	TOTAL
ADMISSIONS			
New Commitment	10	1	11
Parole Violator	2	0	2
Re-Commitment	0	0	0
Pending Suspension/Revocation	2	1	3
TOTAL	14	2	16
RELEASES			
	MALE	FEMALE	TOTAL
Released to Parole	4	0	4
Aged Out (18-19)	3	0	3
Convicted as an Adult	0	0	0
ICE Discharge	0	0	0
Other	1	0	1
From Pending Sus/Rev	1	1	2
TOTAL	9	1	10
POPULATION AS OF APRIL 30, 2022			
			141

AGENCY RISK LEVELS

Population risk to recidivate based upon the Arizona Juvenile Assessment System (AZYAS) Assessment Tool as of the last day of the month.

CATEGORY	SECURE CARE*	PAROLE**
Low Risk	25 18.4%	5 11.4%
Medium Risk	43 31.6%	28 63.6%
High Risk	68 50.0%	11 25.0%
TOTAL	136 100%	44 100%

* At the time this document was published, all youth may not have been assessed.

** Parole includes Community Supervision, Interstate Out and Abscond.

AGENCY PRIOR REFERRALS

The number of times a youth was involved in the juvenile justice system prior to commitment to AZDJC as of the last day of the month.

CATEGORY	SECURE CARE	PAROLE
1 to 3 Referrals	24	6
4 to 6 Referrals	23	4
7 to 9 Referrals	23	10
10 to 12 Referrals	25	8
13 or More Referrals	46	16
TOTAL	141	44

AGENCY PRIOR ADJUDICATIONS

The number of times a youth was involved in the juvenile justice system prior to commitment to AZDJC as of the last day of the month.

CATEGORY	SECURE CARE	PAROLE
1 Adjudication	30	10
2 to 3 Adjudications	53	17
4 to 5 Adjudications	33	10
6 to 7 Adjudications	19	4
8 or More Adjudications	6	3
TOTAL	141	44

AGENCY PRIOR COMMITMENT OFFENSES

The most serious offense committed by the youth prior to commitment to AZDJC as of the last day of the month.

CATEGORY	SECURE CARE	PAROLE
Crimes Against Persons	45	11
Other Offenses	28	12
Property Offenses	21	7
Drug Offenses	18	5
Weapon Offenses	15	4
Public Order Offenses	14	5
Non-Delinquent Offenses	0	0
TOTAL	141	44

CLINICAL SERVICES

During the intake assessment, we identify and prescribe treatment to address criminogenic and non-criminogenic factors. Content represents the minimum treatment duration and number of youth prescribe treatment as of the last day of the month. Youth may be enrolled in more than one program.

CATEGORY	DURATION	YOUTH
Dialectical Behavior Therapy	6 Months	140
Seven Challenges	6 Months	56
Aggression Replacement Therapy	10 Weeks	30
Stages of Accomplishment (1)	6 Months	15
Sex Trafficking Awareness & Recovery (2)	11 Weeks	2

1. Stages of Accomplishment – Individual formalized treatment.
2. Sex Trafficking Awareness & Recovery – Prescribed for female youth only.

EDUCATION SERVICES

Number of youth enrolled in all school programs as of the last day of the month. Youth may be enrolled in more than one program.

CATEGORY	SECURE CARE
Enrolled in School	134
Out to Court / Detention – Not Enrolled in School	7
Enrolled in Career Technical Education	69
Enrolled in IDEA / Section 504 (Special Education)	32
GED Certificates Awarded (FY 22)	24
High School Diplomas Awarded (FY 22)	1

EDUCATION SERVICES WHILE ON PAROLE

Number of youth enrolled in school or work activities while on Parole as of the last day of the month. Youth may be enrolled in more than one program.

CATEGORY	PAROLE
Enrolled in School	16
GED Preparation	2
Post-Secondary School	2
Vocational Training	2
Employment	6

HEALTH SERVICES

Number of health-related services provided to youth throughout the month.

CATEGORY	SECURE CARE
Hospital Admissions	1
Intake Medical / Dental Screenings	20
Medical Provider Visits	40
Dental Provider Visits	23
Nursing Contacts *	154
Mental Health (Psychiatric) Provider Visits	46

* Contact includes sick calls, blood work, treatment and screenings.