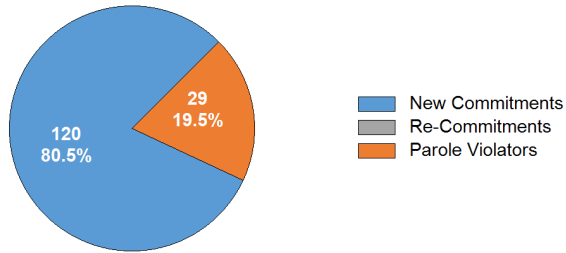


SECURE CARE COMMITMENT STATUS

Population by commitment status as of the last day of the month.



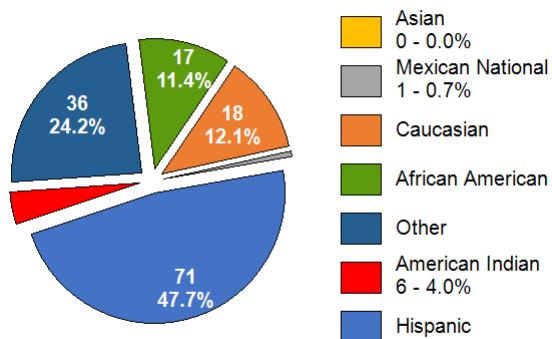
SECURE CARE COMMITTING COUNTY

Population as of the last day of the month.

COUNTY	MALE	FEMALE	TOTAL	PERCENT
Apache	1	0	1	0.7%
Cochise	6	2	8	5.4%
Coconino	0	0	0	0.0%
Gila	2	1	3	2.0%
Graham	6	0	6	4.0%
Greenlee	1	0	1	0.7%
La Paz	0	0	0	0.0%
Maricopa	70	7	77	51.7%
Mohave	8	1	9	6.0%
Navajo	0	0	0	0.0%
Pima	10	1	11	7.4%
Pinal	5	1	6	4.0%
Santa Cruz	0	0	0	0.0%
Yavapai	6	1	7	4.7%
Yuma	19	1	20	13.4%
TOTAL	134	15	149	100%

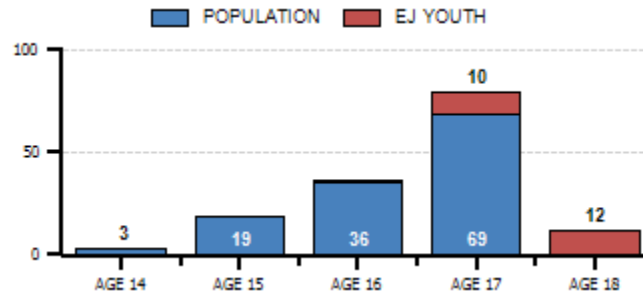
SECURE CARE ETHNIC DISTRIBUTION

Population as of the last day of the month.



SECURE CARE AGE DISTRIBUTION

A.R.S. 8-202 requires juvenile courts to retain jurisdiction over a juvenile who is at least 17 years old and who has been adjudicated delinquent, until the person reaches 19 years old. This requires the court to order continued services until the juvenile reaches 19 years old or services are terminated by the court. Content represents population as of the last day of the month, highlighting our Extended Jurisdiction (EJ) youth.



LENGTH OF STAY

Since July 1, 2021 (FY 22), AZDJC released 187 youth from its population, excluding revocations, who served an average of 6 months.

CATEGORY	6 MONTHS OR LESS	6 TO 12 MONTHS	12 MONTHS OR GREATER
Released to Parole	15	69	11
Aged Out (18-19)	35	40	7
Convicted as an Adult	3	3	0
ICE Discharge	0	0	0
Recalled by Court	0	0	0
Other	1	3	0
TOTAL	54	115	18

RECIDIVISM RATES

Represents youth identified by the year they were released, who returned to custody with AZDJC or ADC following their release from Secure Care.

LENGTH OF FOLLOW-UP	NEW OFFENSES & TECHNICAL VIOLATIONS	NEW OFFENSES	SEXUAL OFFENSES
2018 Releases (12 Months)	29.8%	18.6%	0.0%
2017 Releases (24 Months)	46.3%	33.3%	0.0%
2016 Releases (36 Months)	49.6%	39.7%	1.9%

RESTORATIVE JUSTICE

Represents services provided to victims and restitution collected from youth. As of April 30th, 2022, 33 victims (22.81%) are registered.

CATEGORY	THIS MONTH	FY 22 (YTD)
Victims Registered	1	34
Victim Notifications	16	124
Victim Notification of Release	10	57
Victim Services Provided	77	712
Victim Restitution Collected	\$11.10	\$256.68

ARIZONA DEPARTMENT OF JUVENILE CORRECTIONS

JUST THE FACTS

Our Vision is to be a nationally recognized leader that advances public safety through the rehabilitation of seriously delinquent youth.

MAY 2022

DOUGLAS A. DUCEY
GOVERNOR

DOUG SARGENT
DIRECTOR

ARIZONA DEPARTMENT OF
JUVENILE CORRECTIONS
100 North 15th Avenue Suite 103
Phoenix, Arizona 85007
www.azdjcc.gov

This publication provides preliminary data. Please refer to our online reports for the most current statistics. Thank you.

Published June 15, 2022

AGENCY CENSUS

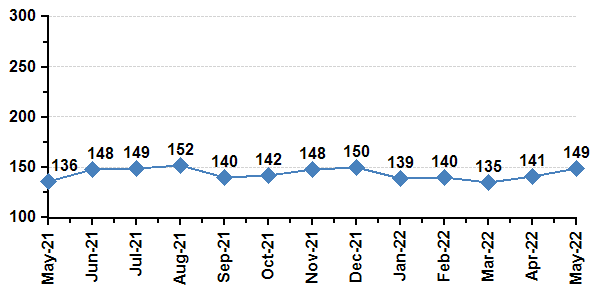
Population as of the last day of the month.

CATEGORY	MALE	FEMALE	TOTAL
Secure Care	134	15	149
Parole – Community Supervision	26	7	33
Parole – Interstate In	62	7	69
Parole – Interstate Out	0	0	0
Parole – Abscond / Warrant	5	2	7
Probation – Interstate Out	22	5	27
TOTAL	249	36	285

AZDJC currently supervises 28 extended jurisdiction youth. There are 20 males, and 2 female in Secure Care as well as 5 males and 1 female on Parole. Dually involved youth, (Department of Child Safety) represents 29 (15.3%) of our Secure Care and Parole* populations.

SECURE CARE POPULATION TREND

Content represents a thirteen-month population trend as of the last day of the month. Data reflects a 9.5% increase since May 2021.



SECURE CARE POPULATION DETAIL

Population admissions and releases during the month.

POPULATION AS OF APRIL 30, 2022				141
ADMISSIONS	MALE	FEMALE	TOTAL	
New Commitment	19	1	20	
Parole Violator	0	1	1	
Re-Commitment	0	0	0	
Pending Suspension/Revocation	8	1	9	
TOTAL	27	3	30	
RELEASES	MALE	FEMALE	TOTAL	
Released to Parole	8	2	10	
Aged Out (18-19)	8	2	10	
Convicted as an Adult	1	0	1	
ICE Discharge	0	0	0	
Other	1	0	1	
From Pending Sus/Rev	0	0	0	
TOTAL	18	4	22	
POPULATION AS OF MAY 31, 2022				149

AGENCY RISK LEVELS

Population risk to recidivate based upon the Arizona Juvenile Assessment System (AZYAS) Assessment Tool as of the last day of the month.

CATEGORY	SECURE CARE*		PAROLE**	
Low Risk	25	17.9%	4	10.3%
Medium Risk	53	37.9%	25	64.1%
High Risk	62	44.3%	10	25.6%
TOTAL	140	100%	39	100%

* At the time this document was published, all youth may not have been assessed.

** Parole includes Community Supervision, Interstate Out and Abscond.

AGENCY PRIOR REFERRALS

The number of times a youth was involved in the juvenile justice system prior to commitment to AZDJC as of the last day of the month.

CATEGORY	SECURE CARE	PAROLE
1 to 3 Referrals	23	6
4 to 6 Referrals	23	5
7 to 9 Referrals	28	9
10 to 12 Referrals	26	7
13 or More Referrals	49	13
TOTAL	149	40

AGENCY PRIOR ADJUDICATIONS

The number of times a youth was involved in the juvenile justice system prior to commitment to AZDJC as of the last day of the month.

CATEGORY	SECURE CARE	PAROLE
1 Adjudication	31	9
2 to 3 Adjudications	58	18
4 to 5 Adjudications	35	9
6 to 7 Adjudications	18	3
8 or More Adjudications	7	1
TOTAL	149	40

AGENCY PRIOR COMMITMENT OFFENSES

The most serious offense committed by the youth prior to commitment to AZDJC as of the last day of the month.

CATEGORY	SECURE CARE	PAROLE
Crimes Against Persons	49	11
Other Offenses	31	11
Property Offenses	24	5
Weapon Offenses	18	3
Drug Offenses	16	5
Public Order Offenses	11	5
Non-Delinquent Offenses	0	0
TOTAL	149	40

CLINICAL SERVICES

During the intake assessment, we identify and prescribe treatment to address criminogenic and non-criminogenic factors. Content represents the minimum treatment duration and number of youth prescribe treatment as of the last day of the month. Youth may be enrolled in more than one program.

CATEGORY	DURATION	YOUTH
Dialectical Behavior Therapy	6 Months	149
Seven Challenges	6 Months	53
Aggression Replacement Therapy	10 Weeks	26
Stages of Accomplishment (1)	6 Months	15
Sex Trafficking Awareness & Recovery (2)	11 Weeks	1

1. Stages of Accomplishment – Individual formalized treatment.
2. Sex Trafficking Awareness & Recovery – Prescribed for female youth only.

EDUCATION SERVICES

Number of youth enrolled in all school programs as of the last day of the month. Youth may be enrolled in more than one program.

CATEGORY	SECURE CARE
Enrolled in School	125
Out to Court / Detention – Not Enrolled in School	24
Enrolled in Career Technical Education	64
Enrolled in IDEA / Section 504 (Special Education)	36
GED Certificates Awarded (FY 22)	28
High School Diplomas Awarded (FY 22)	1

EDUCATION SERVICES WHILE ON PAROLE

Number of youth enrolled in school or work activities while on Parole as of the last day of the month. Youth may be enrolled in more than one program.

CATEGORY	PAROLE
Enrolled in School	12
GED Preparation	2
Post-Secondary School	1
Vocational Training	1
Employment	5

HEALTH SERVICES

Number of health-related services provided to youth throughout the month.

CATEGORY	SECURE CARE
Hospital Admissions	1
Intake Medical / Dental Screenings	21
Medical Provider Visits	43
Dental Provider Visits	26
Nursing Contacts *	553
Mental Health (Psychiatric) Provider Visits	65

* Contact includes sick calls, blood work, treatment and screenings.