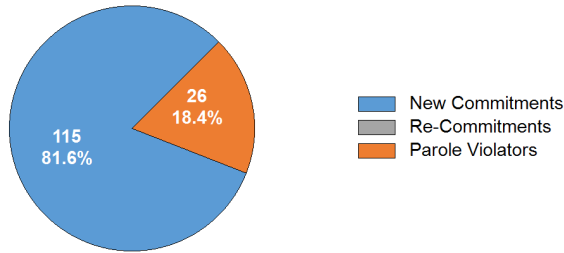


SECURE CARE COMMITMENT STATUS

Population by commitment status as of the last day of the month.



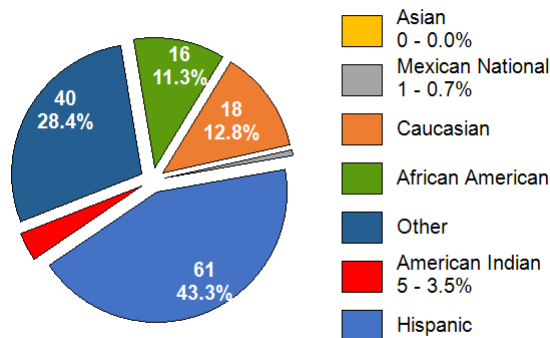
SECURE CARE COMMITTING COUNTY

Population as of the last day of the month.

COUNTY	MALE	FEMALE	TOTAL	PERCENT
Apache	1	0	1	0.7%
Cochise	6	2	8	5.7%
Coconino	0	0	0	0.0%
Gila	1	0	1	0.7%
Graham	2	0	2	1.4%
Greenlee	1	0	1	0.7%
La Paz	0	0	0	0.0%
Maricopa	70	8	78	55.3%
Mohave	6	1	7	5.0%
Navajo	1	0	1	0.7%
Pima	14	1	15	10.6%
Pinal	5	1	6	4.3%
Santa Cruz	0	0	0	0.0%
Yavapai	5	1	6	4.3%
Yuma	13	2	15	10.6%
TOTAL	125	16	141	100%

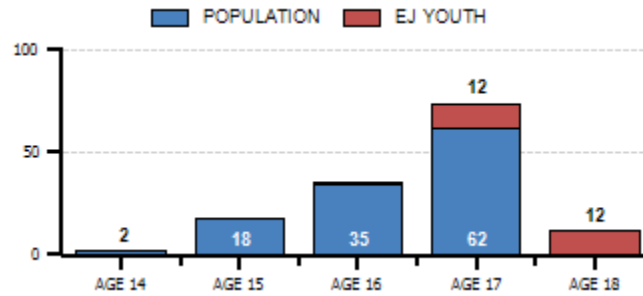
SECURE CARE ETHNIC DISTRIBUTION

Population as of the last day of the month.



SECURE CARE AGE DISTRIBUTION

A.R.S. 8-202 requires juvenile courts to retain jurisdiction over a juvenile who is at least 17 years old and who has been adjudicated delinquent, until the person reaches 19 years old. This requires the court to order continued services until the juvenile reaches 19 years old or services are terminated by the court. Content represents population as of the last day of the month, highlighting our Extended Jurisdiction (EJ) youth.



LENGTH OF STAY

Since July 1, 2022 (FY 23), AZDJC released 18 youth from its population, excluding revocations, who served an average of 7.1 months.

CATEGORY	6 MONTHS OR LESS	6 TO 12 MONTHS	12 MONTHS OR GREATER
Released to Parole	3	4	1
Aged Out (18-19)	6	3	1
Convicted as an Adult	0	0	0
ICE Discharge	0	0	0
Recalled by Court	0	0	0
Other	0	0	0
TOTAL	9	7	2

RECIDIVISM RATES

Represents youth identified by the year they were released, who returned to custody with AZDJC or ADC following their release from Secure Care.

LENGTH OF FOLLOW-UP	NEW OFFENSES & TECHNICAL VIOLATIONS	NEW OFFENSES	SEXUAL OFFENSES
2020 Releases (12 Months)	32.5%	24.5%	0.00%
2019 Releases (24 Months)	40.7%	27.5%	0.00%
2018 Releases (36 Months)	44.0%	26.1%	0.00%

RESTORATIVE JUSTICE

Represents services provided to victims and restitution collected from youth. As of July 31st, 2022, 15 victims (10.63%) are registered.

CATEGORY	THIS MONTH	FY 23 (YTD)
Victims Registered	15	15
Victim Notifications	6	6
Victim Notification of Release	2	2
Victim Services Provided	59	59
Victim Restitution Collected	\$0.00	\$0.00

ARIZONA DEPARTMENT OF JUVENILE CORRECTIONS

JUST THE FACTS

Our Vision is to be a nationally recognized leader that advances public safety through the rehabilitation of seriously delinquent youth.

JULY 2022

DOUGLAS A. DUCEY
GOVERNOR

DOUG SARGENT
DIRECTOR

ARIZONA DEPARTMENT OF
JUVENILE CORRECTIONS
100 North 15th Avenue Suite 103
Phoenix, Arizona 85007
www.azdjcc.gov

This publication provides preliminary data. Please refer to our online reports for the most current statistics. Thank you.

Published August 23, 2022

AGENCY CENSUS

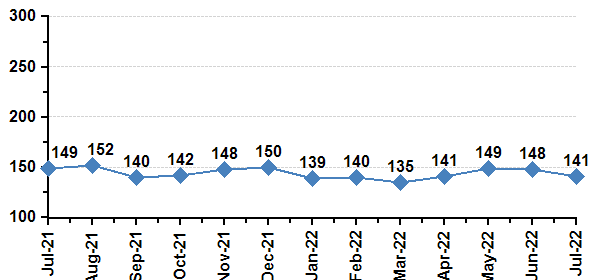
Population as of the last day of the month.

CATEGORY	MALE	FEMALE	TOTAL
Secure Care	125	16	141
Parole – Community Supervision	22	3	25
Parole – Interstate In	71	7	78
Parole – Interstate Out	0	0	0
Parole – Abscond / Warrant	5	3	8
Probation – Interstate Out	20	6	26
TOTAL	243	35	278

AZDJC currently supervises 30 extended jurisdiction youth. There are 23 males, and 1 female in Secure Care as well as 5 males and 1 female on Parole. Dually involved youth, (Department of Child Safety) represents 31 (17.8%) of our Secure Care and Parole* populations.

SECURE CARE POPULATION TREND

Content represents a thirteen-month population trend as of the last day of the month. Data reflects a 5.36% decrease since July 2021.



SECURE CARE POPULATION DETAIL

Population admissions and releases during the month.

POPULATION AS OF JUNE 30, 2022			148
ADMISSIONS	MALE	FEMALE	TOTAL
New Commitment	7	1	8
Parole Violator	1	1	2
Re-Commitment	0	0	0
Pending Suspension/Revocation	1	0	1
TOTAL	9	2	11
RELEASES	MALE	FEMALE	TOTAL
Released to Parole	7	1	8
Aged Out (18-19)	9	0	9
Convicted as an Adult	0	0	0
ICE Discharge	0	0	0
Other	0	0	0
From Pending Sus/Rev	1	0	1
TOTAL	17	1	18
POPULATION AS OF JULY 31, 2022			141

AGENCY RISK LEVELS

Population risk to recidivate based upon the Arizona Juvenile Assessment System (AZYAS) Assessment Tool as of the last day of the month.

CATEGORY	SECURE CARE*		PAROLE**	
Low Risk	28	19.9%	3	9.7%
Medium Risk	52	36.9%	17	54.8%
High Risk	61	43.3%	11	35.5%
TOTAL	141	100%	31	100%

* At the time this document was published, all youth may not have been assessed.

** Parole includes Community Supervision, Interstate Out and Abscond.

AGENCY PRIOR REFERRALS

The number of times a youth was involved in the juvenile justice system prior to commitment to AZDJC as of the last day of the month.

CATEGORY	SECURE CARE	PAROLE
1 to 3 Referrals	24	3
4 to 6 Referrals	20	3
7 to 9 Referrals	30	7
10 to 12 Referrals	21	9
13 or More Referrals	46	11
TOTAL	141	33

AGENCY PRIOR ADJUDICATIONS

The number of times a youth was involved in the juvenile justice system prior to commitment to AZDJC as of the last day of the month.

CATEGORY	SECURE CARE	PAROLE
1 Adjudication	29	7
2 to 3 Adjudications	60	13
4 to 5 Adjudications	32	9
6 to 7 Adjudications	14	3
8 or More Adjudications	6	1
TOTAL	141	33

AGENCY PRIOR COMMITMENT OFFENSES

The most serious offense committed by the youth prior to commitment to AZDJC as of the last day of the month.

CATEGORY	SECURE CARE	PAROLE
Public Order Offenses	8	5
Crimes Against Persons	52	7
Property Offenses	26	6
Other Offenses	26	7
Drug Offenses	15	4
Weapon Offenses	14	4
Non-Delinquent Offenses	0	0
TOTAL	141	33

CLINICAL SERVICES

During the intake assessment, we identify and prescribe treatment to address criminogenic and non-criminogenic factors. Content represents the minimum treatment duration and number of youth prescribe treatment as of the last day of the month. Youth may be enrolled in more than one program.

CATEGORY	DURATION	YOUTH
Dialectical Behavior Therapy	6 Months	141
Seven Challenges	6 Months	52
Aggression Replacement Therapy	10 Weeks	21
Stages of Accomplishment (1)	6 Months	16
Sex Trafficking Awareness & Recovery (2)	11 Weeks	2

1. Stages of Accomplishment – Individual formalized treatment.
2. Sex Trafficking Awareness & Recovery – Prescribed for female youth only.

EDUCATION SERVICES

Number of youth enrolled in all school programs as of the last day of the month. Youth may be enrolled in more than one program.

CATEGORY	SECURE CARE
Enrolled in School	139
Out to Court / Detention – Not Enrolled in School	0
Enrolled in Career Technical Education	50
Enrolled in IDEA / Section 504 (Special Education)	41
GED Certificates Awarded (FY 23)	0
High School Diplomas Awarded (FY 23)	0

EDUCATION SERVICES WHILE ON PAROLE

Number of youth enrolled in school or work activities while on Parole as of the last day of the month. Youth may be enrolled in more than one program.

CATEGORY	PAROLE
Enrolled in School	10
GED Preparation	3
Post-Secondary School	2
Vocational Training	2
Employment	5

HEALTH SERVICES

Number of health-related services provided to youth throughout the month.

CATEGORY	SECURE CARE
Hospital Admissions	13
Intake Medical / Dental Screenings	9
Medical Provider Visits	33
Dental Provider Visits	24
Nursing Contacts *	99
Mental Health (Psychiatric) Provider Visits	53

* Contact includes sick calls, blood work, treatment and screenings.