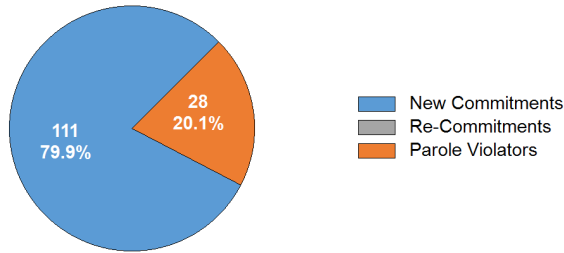


## SECURE CARE COMMITMENT STATUS

Population by commitment status as of the last day of the month.



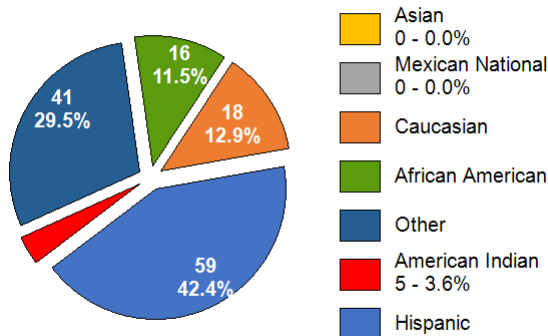
## SECURE CARE COMMITTING COUNTY

Population as of the last day of the month.

COUNTY	MALE	FEMALE	TOTAL	PERCENT
Apache	1	0	1	0.7%
Cochise	5	1	6	4.3%
Coconino	0	0	0	0.0%
Gila	1	0	1	0.7%
Graham	3	0	3	2.2%
Greenlee	1	0	1	0.7%
La Paz	0	0	0	0.0%
Maricopa	69	7	76	54.7%
Mohave	7	1	8	5.8%
Navajo	1	0	1	0.7%
Pima	15	2	17	12.2%
Pinal	3	1	4	2.9%
Santa Cruz	0	0	0	0.0%
Yavapai	6	0	6	4.3%
Yuma	13	2	15	10.8%
<b>TOTAL</b>	<b>125</b>	<b>14</b>	<b>139</b>	<b>100%</b>

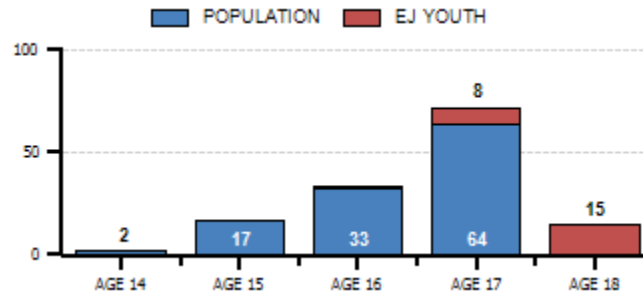
## SECURE CARE ETHNIC DISTRIBUTION

Population as of the last day of the month.



## SECURE CARE AGE DISTRIBUTION

A.R.S. 8-202 requires juvenile courts to retain jurisdiction over a juvenile who is at least 17 years old and who has been adjudicated delinquent, until the person reaches 19 years old. This requires the court to order continued services until the juvenile reaches 19 years old or services are terminated by the court. Content represents population as of the last day of the month, highlighting our Extended Jurisdiction (EJ) youth.



## LENGTH OF STAY

Since July 1, 2022 (FY 23), AZDJC released 36 youth from its population, excluding revocations, who served an average of 7.2 months.

CATEGORY	6 MONTHS OR LESS	6 TO 12 MONTHS	12 MONTHS OR GREATER
Released to Parole	4	12	3
Aged Out (18-19)	12	3	2
Convicted as an Adult	0	0	0
ICE Discharge	0	0	0
Recalled by Court	0	0	0
Other	0	0	0
<b>TOTAL</b>	<b>16</b>	<b>15</b>	<b>5</b>

## RECIDIVISM RATES

Represents youth identified by the year they were released, who returned to custody with AZDJC or ADC following their release from Secure Care.

LENGTH OF FOLLOW-UP	NEW OFFENSES & TECHNICAL VIOLATIONS	NEW OFFENSES	SEXUAL OFFENSES
2020 Releases (12 Months)	32.5%	24.5%	0.00%
2019 Releases (24 Months)	40.7%	27.5%	0.00%
2018 Releases (36 Months)	44.0%	26.1%	0.00%

## RESTORATIVE JUSTICE

Represents services provided to victims and restitution collected from youth. As of August 31st, 2022, 15 victims (10.63%) are registered.

CATEGORY	THIS MONTH	FY 23 (YTD)
Victims Registered	1	16
Victim Notifications	7	13
Victim Notification of Release	4	6
Victim Services Provided	137	196
Victim Restitution Collected	\$0.00	\$0.00

ARIZONA DEPARTMENT OF JUVENILE CORRECTIONS

# JUST THE FACTS

Our Vision is to be a nationally recognized leader that advances public safety through the rehabilitation of seriously delinquent youth.

## AUGUST 2022

**DOUGLAS A. DUCEY**  
GOVERNOR

**DOUG SARGENT**  
DIRECTOR

ARIZONA DEPARTMENT OF  
JUVENILE CORRECTIONS  
100 North 15th Avenue Suite 103  
Phoenix, Arizona 85007  
[www.azdjcc.gov](http://www.azdjcc.gov)

This publication provides preliminary data. Please refer to our online reports for the most current statistics. Thank you.

Published September 20, 2022

## AGENCY CENSUS

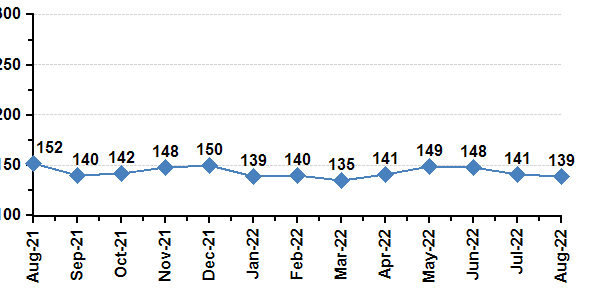
Population as of the last day of the month.

CATEGORY	MALE	FEMALE	TOTAL
Secure Care	125	14	139
Parole – Community Supervision	22	5	27
Parole – Interstate In	74	10	84
Parole – Interstate Out	0	0	0
Parole – Abscond / Warrant	6	3	9
Probation – Interstate Out	24	8	32
<b>TOTAL</b>	<b>251</b>	<b>40</b>	<b>291</b>

AZDJC currently supervises 35 extended jurisdiction youth. There are 23 males, and 2 female in Secure Care as well as 9 males and 1 female on Parole. Dually involved youth, (Department of Child Safety) represents 30 (17.14%) of our Secure Care and Parole\* populations.

## SECURE CARE POPULATION TREND

Content represents a thirteen-month population trend as of the last day of the month. Data reflects a 8.55% decrease since August 2021.



## SECURE CARE POPULATION DETAIL

Population admissions and releases during the month.

<b>POPULATION AS OF JULY 31, 2022</b>			<b>141</b>
ADMISSIONS	MALE	FEMALE	TOTAL
New Commitment	7	1	8
Parole Violator	5	0	5
Re-Commitment	0	0	0
Pending Suspension/Revocation	2	1	3
<b>TOTAL</b>	<b>14</b>	<b>2</b>	<b>16</b>
RELEASES	MALE	FEMALE	TOTAL
Released to Parole	8	3	11
Aged Out (18-19)	6	1	7
Convicted as an Adult	0	0	0
ICE Discharge	0	0	0
Other	0	0	0
From Pending Sus/Rev	0	0	0
<b>TOTAL</b>	<b>14</b>	<b>4</b>	<b>18</b>
<b>POPULATION AS OF AUGUST 31, 2022</b>			<b>139</b>

## AGENCY RISK LEVELS

Population risk to recidivate based upon the Arizona Juvenile Assessment System (AZYAS) Assessment Tool as of the last day of the month.

CATEGORY	SECURE CARE*		PAROLE**	
Low Risk	26	18.7%	8	23.5%
Medium Risk	51	36.7%	14	41.2%
High Risk	62	44.6%	12	35.3%
<b>TOTAL</b>	<b>139</b>	<b>100%</b>	<b>34</b>	<b>100%</b>

\* At the time this document was published, all youth may not have been assessed.

\*\* Parole includes Community Supervision, Interstate Out and Abscond.

## AGENCY PRIOR REFERRALS

The number of times a youth was involved in the juvenile justice system prior to commitment to AZDJC as of the last day of the month.

CATEGORY	SECURE CARE	PAROLE
1 to 3 Referrals	23	6
4 to 6 Referrals	18	5
7 to 9 Referrals	29	6
10 to 12 Referrals	21	9
13 or More Referrals	48	10
<b>TOTAL</b>	<b>139</b>	<b>36</b>

## AGENCY PRIOR ADJUDICATIONS

The number of times a youth was involved in the juvenile justice system prior to commitment to AZDJC as of the last day of the month.

CATEGORY	SECURE CARE	PAROLE
1 Adjudication	26	13
2 to 3 Adjudications	60	12
4 to 5 Adjudications	34	7
6 to 7 Adjudications	13	3
8 or More Adjudications	6	1
<b>TOTAL</b>	<b>139</b>	<b>36</b>

## AGENCY PRIOR COMMITMENT OFFENSES

The most serious offense committed by the youth prior to commitment to AZDJC as of the last day of the month.

CATEGORY	SECURE CARE	PAROLE
Public Order Offenses	8	5
Crimes Against Persons	50	10
Property Offenses	28	5
Other Offenses	27	7
Weapon Offenses	16	2
Drug Offenses	10	7
Non-Delinquent Offenses	0	0
<b>TOTAL</b>	<b>139</b>	<b>36</b>

## CLINICAL SERVICES

During the intake assessment, we identify and prescribe treatment to address criminogenic and non-criminogenic factors. Content represents the minimum treatment duration and number of youth prescribe treatment as of the last day of the month. Youth may be enrolled in more than one program.

CATEGORY	DURATION	YOUTH
Dialectical Behavior Therapy	6 Months	139
Seven Challenges	6 Months	53
Aggression Replacement Therapy	10 Weeks	22
Stages of Accomplishment (1)	6 Months	16
Sex Trafficking Awareness & Recovery (2)	11 Weeks	2

1. Stages of Accomplishment – Individual formalized treatment.
2. Sex Trafficking Awareness & Recovery – Prescribed for female youth only.

## EDUCATION SERVICES

Number of youth enrolled in all school programs as of the last day of the month. Youth may be enrolled in more than one program.

CATEGORY	SECURE CARE
Enrolled in School	137
Out to Court / Detention – Not Enrolled in School	2
Enrolled in Career Technical Education	50
Enrolled in IDEA / Section 504 (Special Education)	45
GED Certificates Awarded (FY 23)	1
High School Diplomas Awarded (FY 23)	1

## EDUCATION SERVICES WHILE ON PAROLE

Number of youth enrolled in school or work activities while on Parole as of the last day of the month. Youth may be enrolled in more than one program.

CATEGORY	PAROLE
Enrolled in School	10
GED Preparation	2
Post-Secondary School	0
Vocational Training	1
Employment	4

## HEALTH SERVICES

Number of health-related services provided to youth throughout the month.

CATEGORY	SECURE CARE
Hospital Admissions	4
Intake Medical / Dental Screenings	15
Medical Provider Visits	63
Dental Provider Visits	6
Nursing Contacts *	103
Mental Health (Psychiatric) Provider Visits	17

\* Contact includes sick calls, blood work, treatment and screenings.