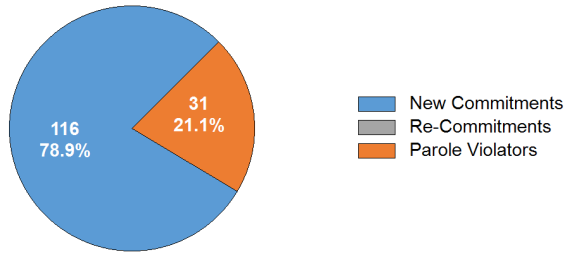


SECURE CARE COMMITMENT STATUS

Population by commitment status as of the last day of the month.



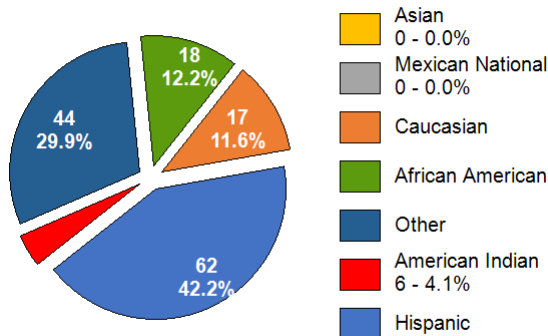
SECURE CARE COMMITTING COUNTY

Population as of the last day of the month.

COUNTY	MALE	FEMALE	TOTAL	PERCENT
Apache	1	0	1	0.7%
Cochise	6	1	7	4.8%
Coconino	0	0	0	0.0%
Gila	2	0	2	1.4%
Graham	3	0	3	2.0%
Greenlee	1	0	1	0.7%
La Paz	0	0	0	0.0%
Maricopa	75	7	82	55.8%
Mohave	7	1	8	5.4%
Navajo	1	0	1	0.7%
Pima	18	2	20	13.6%
Pinal	3	2	5	3.4%
Santa Cruz	0	0	0	0.0%
Yavapai	5	0	5	3.4%
Yuma	11	1	12	8.2%
TOTAL	133	14	147	100%

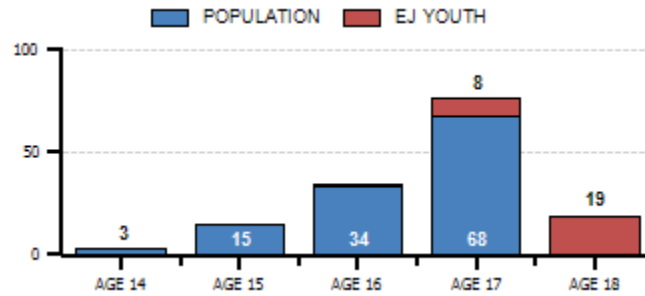
SECURE CARE ETHNIC DISTRIBUTION

Population as of the last day of the month.



SECURE CARE AGE DISTRIBUTION

A.R.S. 8-202 requires juvenile courts to retain jurisdiction over a juvenile who is at least 17 years old and who has been adjudicated delinquent, until the person reaches 19 years old. This requires the court to order continued services until the juvenile reaches 19 years old or services are terminated by the court. Content represents population as of the last day of the month, highlighting our Extended Jurisdiction (EJ) youth.



LENGTH OF STAY

Since July 1, 2022 (FY 23), AZDJC released 50 youth from its population, excluding revocations, who served an average of 7.8 months.

CATEGORY	6 MONTHS OR LESS	6 TO 12 MONTHS	12 MONTHS OR GREATER
Released to Parole	4	16	6
Aged Out (18-19)	15	5	3
Convicted as an Adult	0	0	1
ICE Discharge	0	0	0
Recalled by Court	0	0	0
Other	0	0	0
TOTAL	19	21	10

RECIDIVISM RATES

Represents youth identified by the year they were released, who returned to custody with AZDJC or ADC following their release from Secure Care.

LENGTH OF FOLLOW-UP	NEW OFFENSES & TECHNICAL VIOLATIONS	NEW OFFENSES	SEXUAL OFFENSES
2020 Releases (12 Months)	32.5%	24.5%	0.00%
2019 Releases (24 Months)	40.7%	27.5%	0.00%
2018 Releases (36 Months)	44.0%	26.1%	0.00%

RESTORATIVE JUSTICE

Represents services provided to victims and restitution collected from youth. As of September 30st, 2023, 16 victims (10.88%) are registered.

CATEGORY	THIS MONTH	FY 23 (YTD)
Victims Registered	0	16
Victim Notifications	10	23
Victim Notification of Release	5	11
Victim Services Provided	88	284
Victim Restitution Collected	\$102.16	\$102.16

ARIZONA DEPARTMENT OF JUVENILE CORRECTIONS

JUST THE FACTS

Our Vision is to be a nationally recognized leader that advances public safety through the rehabilitation of seriously delinquent youth.

SEPTEMBER 2022

DOUGLAS A. DUCEY
GOVERNOR

DOUG SARGENT
DIRECTOR

ARIZONA DEPARTMENT OF
JUVENILE CORRECTIONS
100 North 15th Avenue Suite 103
Phoenix, Arizona 85007
www.azdjcc.gov

This publication provides preliminary data. Please refer to our online reports for the most current statistics. Thank you.

Published October 17, 2022

AGENCY CENSUS

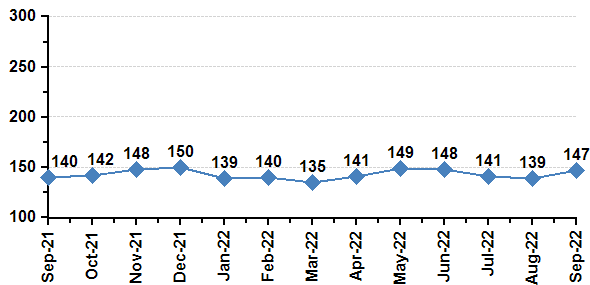
Population as of the last day of the month.

CATEGORY	MALE	FEMALE	TOTAL
Secure Care	133	14	147
Parole – Community Supervision	18	6	24
Parole – Interstate In	77	11	88
Parole – Interstate Out	0	0	0
Parole – Abscond / Warrant	6	2	8
Probation – Interstate Out	31	7	38
TOTAL	265	40	305

AZDJC currently supervises 35 extended jurisdiction youth. There are 25 males, and 2 female in Secure Care as well as 7 males and 1 female on Parole. Dually involved youth, (Department of Child Safety) represents 29 (16.20%) of our Secure Care and Parole* populations.

SECURE CARE POPULATION TREND

Content represents a thirteen-month population trend as of the last day of the month. Data reflects a 5% increase since September 2021.



SECURE CARE POPULATION DETAIL

Population admissions and releases during the month.

POPULATION AS OF AUGUST 31, 2022			139
ADMISSIONS	MALE	FEMALE	TOTAL
New Commitment	13	1	14
Parole Violator	2	2	4
Re-Commitment	0	0	0
Pending Suspension/Revocation	5	1	6
TOTAL	20	4	24
RELEASES	MALE	FEMALE	TOTAL
Released to Parole	5	2	7
Aged Out (18-19)	5	0	5
Convicted as an Adult	1	0	1
ICE Discharge	0	0	0
Other	0	0	0
From Pending Sus/Rev	1	2	3
TOTAL	12	4	16
POPULATION AS OF SEPTEMBER 30, 2022			147

AGENCY RISK LEVELS

Population risk to recidivate based upon the Arizona Juvenile Assessment System (AZYAS) Assessment Tool as of the last day of the month.

CATEGORY	SECURE CARE*		PAROLE**	
Low Risk	28	19.0%	7	22.6%
Moderate Risk	58	39.5%	13	41.9%
High Risk	61	41.5%	11	35.5%
TOTAL	147	100%	31	100%

* At the time this document was published, all youth may not have been assessed.

** Parole includes Community Supervision, Interstate Out and Abscond.

AGENCY PRIOR REFERRALS

The number of times a youth was involved in the juvenile justice system prior to commitment to AZDJC as of the last day of the month.

CATEGORY	SECURE CARE	PAROLE
1 to 3 Referrals	23	7
4 to 6 Referrals	23	4
7 to 9 Referrals	26	5
10 to 12 Referrals	22	9
13 or More Referrals	53	7
TOTAL	147	32

AGENCY PRIOR ADJUDICATIONS

The number of times a youth was involved in the juvenile justice system prior to commitment to AZDJC as of the last day of the month.

CATEGORY	SECURE CARE	PAROLE
1 Adjudication	27	12
2 to 3 Adjudications	62	12
4 to 5 Adjudications	39	5
6 to 7 Adjudications	14	2
8 or More Adjudications	5	1
TOTAL	147	32

AGENCY PRIOR COMMITMENT OFFENSES

The most serious offense committed by the youth prior to commitment to AZDJC as of the last day of the month.

CATEGORY	SECURE CARE	PAROLE
Public Order Offenses	7	4
Crimes Against Persons	58	8
Property Offenses	28	6
Other Offenses	27	6
Weapon Offenses	16	2
Drug Offenses	11	6
Non-Delinquent Offenses	0	0
TOTAL	147	32

CLINICAL SERVICES

During the intake assessment, we identify and prescribe treatment to address criminogenic and non-criminogenic factors. Content represents the minimum treatment duration and number of youth prescribe treatment as of the last day of the month. Youth may be enrolled in more than one program.

CATEGORY	DURATION	YOUTH
Dialectical Behavior Therapy	6 Months	147
Seven Challenges	6 Months	55
Aggression Replacement Therapy	10 Weeks	33
Stages of Accomplishment (1)	6 Months	15
Sex Trafficking Awareness & Recovery (2)	11 Weeks	2

1. Stages of Accomplishment – Individual formalized treatment.
2. Sex Trafficking Awareness & Recovery – Prescribed for female youth only.

EDUCATION SERVICES

Number of youth enrolled in all school programs as of the last day of the month. Youth may be enrolled in more than one program.

CATEGORY	SECURE CARE
Enrolled in School	141
Out to Court / Detention – Not Enrolled in School	5
Enrolled in Career Technical Education	66
Enrolled in IDEA / Section 504 (Special Education)	46
GED Certificates Awarded (FY 23)	3
High School Diplomas Awarded (FY 23)	1

EDUCATION SERVICES WHILE ON PAROLE

Number of youth enrolled in school or work activities while on Parole as of the last day of the month. Youth may be enrolled in more than one program.

CATEGORY	PAROLE
Enrolled in School	11
GED Preparation	7
Post-Secondary School	1
Vocational Training	0
Employment	10

HEALTH SERVICES

Number of health-related services provided to youth throughout the month.

CATEGORY	SECURE CARE
Hospital Admissions	2
Intake Medical / Dental Screenings	22
Medical Provider Visits	31
Dental Provider Visits	10
Nursing Contacts *	128
Mental Health (Psychiatric) Provider Visits	32

* Contact includes sick calls, blood work, treatment and screenings.