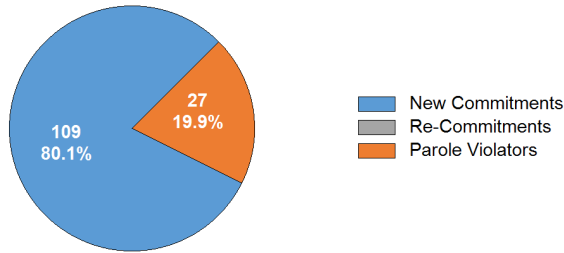


## SECURE CARE COMMITMENT STATUS

Population by commitment status as of the last day of the month.



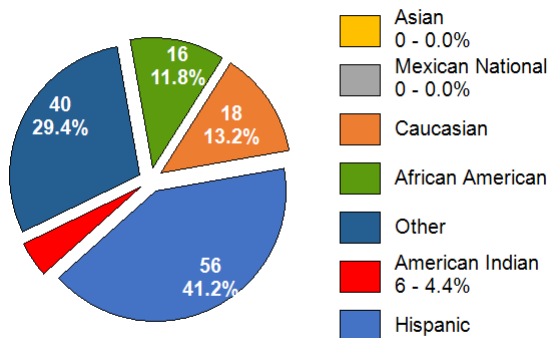
## SECURE CARE COMMITTING COUNTY

Population as of the last day of the month.

COUNTY	MALE	FEMALE	TOTAL	PERCENT
Apache	1	0	1	0.7%
Cochise	6	1	7	5.1%
Coconino	0	0	0	0.0%
Gila	2	0	2	1.5%
Graham	2	0	2	1.5%
Greenlee	1	0	1	0.7%
La Paz	0	0	0	0.0%
Maricopa	64	7	71	52.2%
Mohave	8	2	10	7.4%
Navajo	1	0	1	0.7%
Pima	19	2	21	15.4%
Pinal	2	2	4	2.9%
Santa Cruz	0	0	0	0.0%
Yavapai	5	1	6	4.4%
Yuma	9	1	10	7.4%
<b>TOTAL</b>	<b>120</b>	<b>16</b>	<b>136</b>	<b>100%</b>

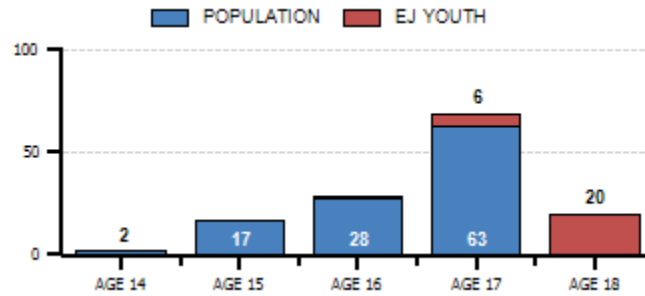
## SECURE CARE ETHNIC DISTRIBUTION

Population as of the last day of the month.



## SECURE CARE AGE DISTRIBUTION

A.R.S. 8-202 requires juvenile courts to retain jurisdiction over a juvenile who is at least 17 years old and who has been adjudicated delinquent, until the person reaches 19 years old. This requires the court to order continued services until the juvenile reaches 19 years old or services are terminated by the court. Content represents population as of the last day of the month, highlighting our Extended Jurisdiction (EJ) youth.



## LENGTH OF STAY

Since July 1, 2022 (FY 23), AZDJC released 67 youth from its population, excluding revocations, who served an average of 8.2 months.

CATEGORY	6 MONTHS OR LESS	6 TO 12 MONTHS	12 MONTHS OR GREATER
Released to Parole	4	18	8
Aged Out (18-19)	20	8	5
Convicted as an Adult	0	0	1
ICE Discharge	0	0	0
Recalled by Court	0	0	0
Other	1	1	1
<b>TOTAL</b>	<b>25</b>	<b>27</b>	<b>15</b>

## RECIDIVISM RATES

Represents youth identified by the year they were released, who returned to custody with AZDJC or ADC following their release from Secure Care.

LENGTH OF FOLLOW-UP	NEW OFFENSES & TECHNICAL VIOLATIONS	NEW OFFENSES	SEXUAL OFFENSES
2020 Releases (12 Months)	32.5%	24.5%	0.00%
2019 Releases (24 Months)	40.7%	27.5%	0.00%
2018 Releases (36 Months)	44.0%	26.1%	0.00%

## RESTORATIVE JUSTICE

Represents services provided to victims and restitution collected from youth. As of October 31st, 2023, 16 victims (11.76%) are registered.

CATEGORY	THIS MONTH	FY 23 (YTD)
Victims Registered	0	16
Victim Notifications	8	31
Victim Notification of Release	6	17
Victim Services Provided	108	392
Victim Restitution Collected	\$14.28	\$116.44

ARIZONA DEPARTMENT OF JUVENILE CORRECTIONS

# JUST THE FACTS

Our Vision is to be a nationally recognized leader that advances public safety through the rehabilitation of seriously delinquent youth.

## OCTOBER 2022

**DOUGLAS A. DUCEY**  
GOVERNOR

**DOUG SARGENT**  
DIRECTOR

ARIZONA DEPARTMENT OF  
JUVENILE CORRECTIONS  
100 North 15th Avenue Suite 103  
Phoenix, Arizona 85007  
[www.azdjcc.gov](http://www.azdjcc.gov)

This publication provides preliminary data. Please refer to our online reports for the most current statistics. Thank you.

Published November 23, 2022

## AGENCY CENSUS

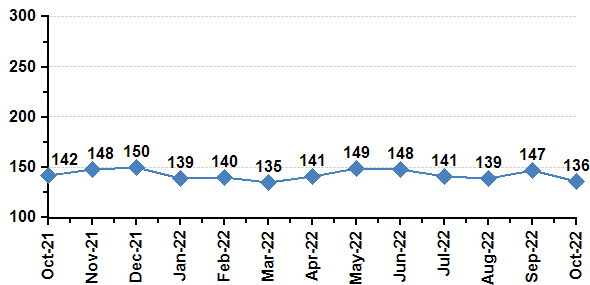
Population as of the last day of the month.

CATEGORY	MALE	FEMALE	TOTAL
Secure Care	120	16	136
Parole – Community Supervision	20	4	24
Parole – Interstate In	71	12	83
Parole – Interstate Out	0	0	0
Parole – Abscond / Warrant	7	3	10
Probation – Interstate Out	34	8	42
<b>TOTAL</b>	<b>252</b>	<b>43</b>	<b>295</b>

AZDJC currently supervises 34 extended jurisdiction youth. There are 22 males, and 4 female in Secure Care as well as 7 males and 1 female on Parole. Dually involved youth, (Department of Child Safety) represents 25 (14.62%) of our Secure Care and Parole\* populations.

## SECURE CARE POPULATION TREND

Content represents a thirteen-month population trend as of the last day of the month. Data reflects a 4.22% decrease since October 2021.



## SECURE CARE POPULATION DETAIL

Population admissions and releases during the month.

POPULATION AS OF SEPTEMBER 30, 2022				147
ADMISSIONS	MALE	FEMALE	TOTAL	
New Commitment	4	2	6	
Parole Violator	1	0	1	
Re-Commitment	0	0	0	
Pending Suspension/Revocation	1	0	1	
<b>TOTAL</b>	<b>6</b>	<b>2</b>	<b>8</b>	
RELEASES	MALE	FEMALE	TOTAL	
Released to Parole	4	0	4	
Aged Out (18-19)	10	0	10	
Convicted as an Adult	0	0	0	
ICE Discharge	0	0	0	
Other	3	0	3	
From Pending Sus/Rev	2	0	2	
<b>TOTAL</b>	<b>19</b>	<b>0</b>	<b>19</b>	
POPULATION AS OF OCTOBER 31, 2022				136

## AGENCY RISK LEVELS

Population risk to recidivate based upon the Arizona Juvenile Assessment System (AZYAS) Assessment Tool as of the last day of the month.

CATEGORY	SECURE CARE*		PAROLE**	
Low Risk	27	19.9%	7	21.9%
Moderate Risk	54	39.7%	13	40.6%
High Risk	55	40.4%	12	37.5%
<b>TOTAL</b>	<b>136</b>	<b>100%</b>	<b>32</b>	<b>100%</b>

\* At the time this document was published, all youth may not have been assessed.

\*\* Parole includes Community Supervision, Interstate Out and Abscond.

## AGENCY PRIOR REFERRALS

The number of times a youth was involved in the juvenile justice system prior to commitment to AZDJC as of the last day of the month.

CATEGORY	SECURE CARE	PAROLE
1 to 3 Referrals	23	7
4 to 6 Referrals	19	5
7 to 9 Referrals	27	6
10 to 12 Referrals	20	8
13 or More Referrals	47	8
<b>TOTAL</b>	<b>136</b>	<b>34</b>

## AGENCY PRIOR ADJUDICATIONS

The number of times a youth was involved in the juvenile justice system prior to commitment to AZDJC as of the last day of the month.

CATEGORY	SECURE CARE	PAROLE
1 Adjudication	26	12
2 to 3 Adjudications	56	13
4 to 5 Adjudications	38	6
6 to 7 Adjudications	12	3
8 or More Adjudications	4	0
<b>TOTAL</b>	<b>136</b>	<b>34</b>

## AGENCY PRIOR COMMITMENT OFFENSES

The most serious offense committed by the youth prior to commitment to AZDJC as of the last day of the month.

CATEGORY	SECURE CARE	PAROLE
Public Order Offenses	9	3
Crimes Against Persons	57	10
Other Offenses	24	8
Property Offenses	21	4
Weapon Offenses	14	3
Drug Offenses	11	6
Non-Delinquent Offenses	0	0
<b>TOTAL</b>	<b>136</b>	<b>34</b>

## CLINICAL SERVICES

During the intake assessment, we identify and prescribe treatment to address criminogenic and non-criminogenic factors. Content represents the minimum treatment duration and number of youth prescribe treatment as of the last day of the month. Youth may be enrolled in more than one program.

CATEGORY	DURATION	YOUTH
Dialectical Behavior Therapy	6 Months	136
Seven Challenges	6 Months	53
Aggression Replacement Therapy	10 Weeks	37
Stages of Accomplishment (1)	6 Months	13
Sex Trafficking Awareness & Recovery (2)	11 Weeks	2

1. Stages of Accomplishment – Individual formalized treatment.
2. Sex Trafficking Awareness & Recovery – Prescribed for female youth only.

## EDUCATION SERVICES

Number of youth enrolled in all school programs as of the last day of the month. Youth may be enrolled in more than one program.

CATEGORY	SECURE CARE
Enrolled in School	130
Out to Court / Detention – Not Enrolled in School	1
Enrolled in Career Technical Education	66
Enrolled in IDEA / Section 504 (Special Education)	44
GED Certificates Awarded (FY 23)	11
High School Diplomas Awarded (FY 23)	1

## EDUCATION SERVICES WHILE ON PAROLE

Number of youth enrolled in school or work activities while on Parole as of the last day of the month. Youth may be enrolled in more than one program.

CATEGORY	PAROLE
Enrolled in School	11
GED Preparation	6
Post-Secondary School	1
Vocational Training	0
Employment	5

## HEALTH SERVICES

Number of health-related services provided to youth throughout the month.

CATEGORY	SECURE CARE
Hospital Admissions	4
Intake Medical / Dental Screenings	8
Medical Provider Visits	23
Dental Provider Visits	30
Nursing Contacts *	174
Mental Health (Psychiatric) Provider Visits	43

\* Contact includes sick calls, blood work, treatment and screenings.