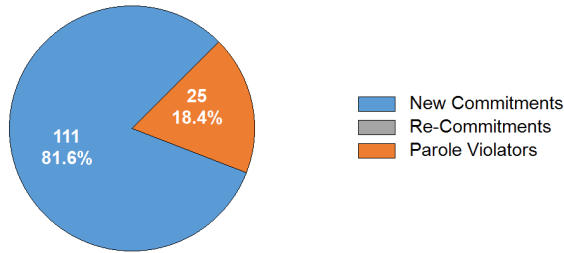


SECURE CARE COMMITMENT STATUS

Population by commitment status as of the last day of the month.



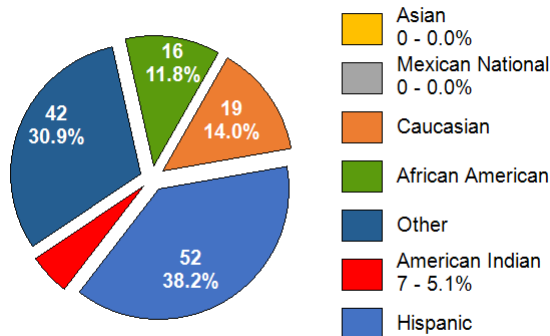
SECURE CARE COMMITTING COUNTY

Population as of the last day of the month.

COUNTY	MALE	FEMALE	TOTAL	PERCENT
Apache	2	0	2	1.5%
Cochise	6	1	7	5.1%
Coconino	0	0	0	0.0%
Gila	2	0	2	1.5%
Graham	3	0	3	2.2%
Greenlee	1	0	1	0.7%
La Paz	0	0	0	0.0%
Maricopa	60	8	68	50.0%
Mohave	9	2	11	8.1%
Navajo	1	0	1	0.7%
Pima	18	2	20	14.7%
Pinal	2	2	4	2.9%
Santa Cruz	0	0	0	0.0%
Yavapai	8	1	9	6.6%
Yuma	7	1	8	5.9%
TOTAL	119	17	136	100%

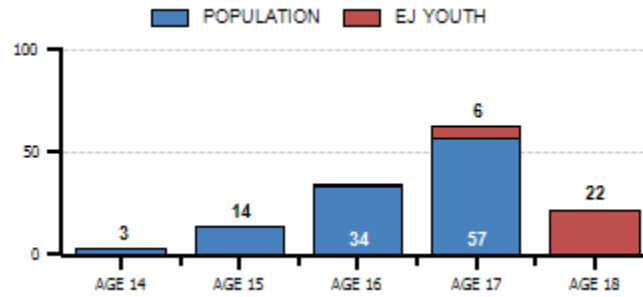
SECURE CARE ETHNIC DISTRIBUTION

Population as of the last day of the month.



SECURE CARE AGE DISTRIBUTION

A.R.S. 8-202 requires juvenile courts to retain jurisdiction over a juvenile who is at least 17 years old and who has been adjudicated delinquent, until the person reaches 19 years old. This requires the court to order continued services until the juvenile reaches 19 years old or services are terminated by the court. Content represents population as of the last day of the month, highlighting our Extended Jurisdiction (EJ) youth.



LENGTH OF STAY

Since July 1, 2022 (FY 23), the ADJC released 79 youth from its population, excluding revocations, who served an average of 8.8 months.

CATEGORY	6 MONTHS OR LESS	6 TO 12 MONTHS	12 MONTHS OR GREATER
Released to Parole	5	21	9
Aged Out (18-19)	21	10	8
Convicted as an Adult	0	0	1
ICE Discharge	0	0	0
Recalled by Court	0	0	0
Other	1	1	1
TOTAL	27	32	19

RECIDIVISM RATES

Represents youth identified by the year they were released, who returned to custody with AZDJC or ADC following their release from Secure Care.

LENGTH OF FOLLOW-UP	NEW OFFENSES & TECHNICAL VIOLATIONS	NEW OFFENSES	SEXUAL OFFENSES
2020 Releases (12 Months)	32.5%	24.5%	0.00%
2019 Releases (24 Months)	40.7%	27.5%	0.00%
2018 Releases (36 Months)	44.0%	26.1%	0.00%

RESTORATIVE JUSTICE

Represents services provided to victims and restitution collected from youth. As of November 30th, 2022, 21 victims (15.44%) are registered.

CATEGORY	THIS MONTH	FY 23 (YTD)
Victims Registered	5	21
Victim Notifications	6	37
Victim Notification of Release	1	18
Victim Services Provided	215	607
Victim Restitution Collected	\$18.82	\$135.26

ARIZONA DEPARTMENT OF JUVENILE CORRECTIONS

JUST THE FACTS

Our Vision is to be a nationally recognized leader that advances public safety through the rehabilitation of seriously delinquent youth.

NOVEMBER 2022

KATIE HOBBS
GOVERNOR

DOUG SARGENT
DIRECTOR

ARIZONA DEPARTMENT OF
JUVENILE CORRECTIONS
100 North 15th Avenue Suite 103
Phoenix, Arizona 85007
www.azdjcc.gov

This publication provides preliminary data. Please refer to our online reports for the most current statistics. Thank you.

Published January 25, 2023

AGENCY CENSUS

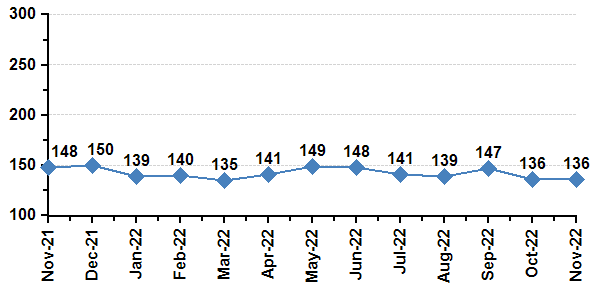
Population as of the last day of the month.

CATEGORY	MALE	FEMALE	TOTAL
Secure Care	119	17	136
Parole – Community Supervision	21	3	24
Parole – Interstate In	73	12	85
Parole – Interstate Out	0	0	0
Parole – Abscond / Warrant	6	4	10
Probation – Interstate Out	31	9	40
TOTAL	250	45	295

The ADJC currently supervises 33 extended jurisdiction youth. There are 24 males, and 4 females in Secure Care as well as 4 males and 1 female on Parole. Dually involved youth, (Department of Child Safety) represents 30 (17.44%) of our Secure Care and Parole* populations.

SECURE CARE POPULATION TREND

Content represents a thirteen-month population trend as of the last day of the month. Data reflects an 8.11% decrease since November 2021.



SECURE CARE POPULATION DETAIL

Population admissions and releases during the month.

POPULATION AS OF OCTOBER 31, 2022				136
ADMISSIONS	MALE	FEMALE	TOTAL	
New Commitment	9	1	10	
Parole Violator	0	0	0	
Re-Commitment	0	0	0	
Pending Suspension/Revocation	2	0	2	
TOTAL	11	1	12	
RELEASES	MALE	FEMALE	TOTAL	
Released to Parole	6	0	6	
Aged Out (18-19)	6	0	6	
Convicted as an Adult	0	0	0	
ICE Discharge	0	0	0	
Other	0	0	0	
From Pending Sus/Rev	0	0	0	
TOTAL	12	0	12	
POPULATION AS OF NOVEMBER 30, 2022				136

AGENCY RISK LEVELS

Population risk to recidivate based upon the Arizona Juvenile Assessment System (AZYAS) Assessment Tool as of the last day of the month.

CATEGORY	SECURE CARE*		PAROLE**	
Low Risk	28	20.6%	6	19.4%
Moderate Risk	57	41.9%	12	38.7%
High Risk	51	37.5%	13	41.9%
TOTAL	136	100%	31	100%

* At the time this document was published, all youth may not have been assessed.

** Parole includes Community Supervision, Interstate Out and Abscond.

AGENCY PRIOR REFERRALS

The number of times a youth was involved in the juvenile justice system prior to commitment to AZDJC as of the last day of the month.

CATEGORY	SECURE CARE	PAROLE
1 to 3 Referrals	22	8
4 to 6 Referrals	20	5
7 to 9 Referrals	26	4
10 to 12 Referrals	20	8
13 or More Referrals	48	9
TOTAL	136	34

AGENCY PRIOR ADJUDICATIONS

The number of times a youth was involved in the juvenile justice system prior to commitment to AZDJC as of the last day of the month.

CATEGORY	SECURE CARE	PAROLE
1 Adjudication	27	12
2 to 3 Adjudications	55	12
4 to 5 Adjudications	38	5
6 to 7 Adjudications	12	4
8 or More Adjudications	4	1
TOTAL	136	34

AGENCY PRIOR COMMITMENT OFFENSES

The most serious offense committed by the youth prior to commitment to AZDJC as of the last day of the month.

CATEGORY	SECURE CARE	PAROLE
Crimes Against Persons	55	10
Property Offenses	25	3
Other Offenses	22	9
Weapon Offenses	13	4
Drug Offenses	11	6
Public Order Offenses	10	2
Non-Delinquent Offenses	0	0
TOTAL	136	34

CLINICAL SERVICES

During the intake assessment, we identify and prescribe treatment to address criminogenic and non-criminogenic factors. Content represents the minimum treatment duration and number of youth prescribe treatment as of the last day of the month. Youth may be enrolled in more than one program.

CATEGORY	DURATION	YOUTH
Dialectical Behavior Therapy	6 Months	136
Seven Challenges	6 Months	50
Aggression Replacement Therapy	10 Weeks	40
Stages of Accomplishment (1)	6 Months	15
Sex Trafficking Awareness & Recovery (2)	11 Weeks	3

1. Stages of Accomplishment – Individual formalized treatment.
2. Sex Trafficking Awareness & Recovery – Prescribed for female youth only.

EDUCATION SERVICES

Number of youth enrolled in all school programs as of the last day of the month. Youth may be enrolled in more than one program.

CATEGORY	SECURE CARE
Enrolled in School	130
Out to Court / Detention – Not Enrolled in School	7
Enrolled in Career Technical Education	67
Enrolled in IDEA / Section 504 (Special Education)	42
GED Certificates Awarded (FY 23)	15
High School Diplomas Awarded (FY 23)	4

EDUCATION SERVICES WHILE ON PAROLE

Number of youth enrolled in school or work activities while on Parole as of the last day of the month. Youth may be enrolled in more than one program.

CATEGORY	PAROLE
Enrolled in School	11
GED Preparation	2
Post-Secondary School	1
Vocational Training	0
Employment	7

HEALTH SERVICES

Number of health-related services provided to youth throughout the month.

CATEGORY	SECURE CARE
Hospital Admissions	7
Intake Medical / Dental Screenings	0
Medical Provider Visits	34
Dental Provider Visits	19
Nursing Contacts *	125
Mental Health (Psychiatric) Provider Visits	13

* Contact includes sick calls, blood work, treatment and screenings.