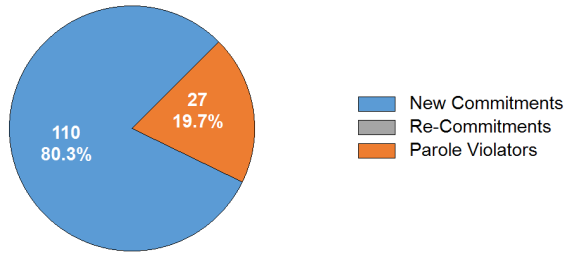


SECURE CARE COMMITMENT STATUS

Population by commitment status as of the last day of the month.



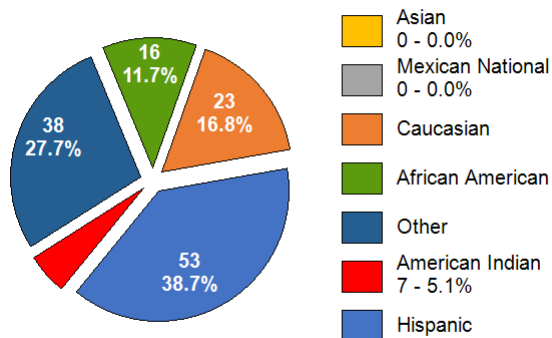
SECURE CARE COMMITTING COUNTY

Population as of the last day of the month.

COUNTY	MALE	FEMALE	TOTAL	PERCENT
Apache	2	0	2	1.5%
Cochise	5	1	6	4.4%
Coconino	0	0	0	0.0%
Gila	3	0	3	2.2%
Graham	4	1	5	3.6%
Greenlee	1	0	1	0.7%
La Paz	0	0	0	0.0%
Maricopa	61	8	69	50.4%
Mohave	9	2	11	8.0%
Navajo	1	0	1	0.7%
Pima	16	3	19	13.9%
Pinal	2	2	4	2.9%
Santa Cruz	0	0	0	0.0%
Yavapai	8	1	9	6.6%
Yuma	6	1	7	5.1%
TOTAL	118	19	137	100%

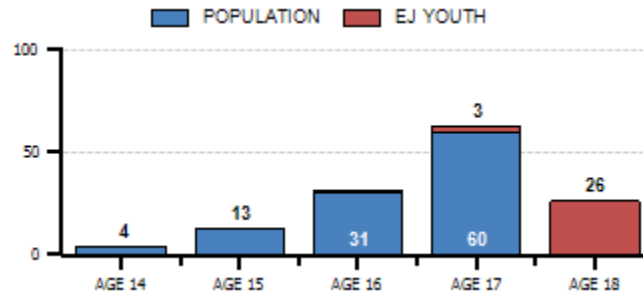
SECURE CARE ETHNIC DISTRIBUTION

Population as of the last day of the month.



SECURE CARE AGE DISTRIBUTION

A.R.S. 8-202 requires juvenile courts to retain jurisdiction over a juvenile who is at least 17 years old and who has been adjudicated delinquent, until the person reaches 19 years old. This requires the court to order continued services until the juvenile reaches 19 years old or services are terminated by the court. Content represents population as of the last day of the month, highlighting our Extended Jurisdiction (EJ) youth.



LENGTH OF STAY

Since July 1, 2022 (FY 23), the ADJC released 90 youth from its population, excluding revocations, who served an average of 8.7 months.

CATEGORY	6 MONTHS OR LESS	6 TO 12 MONTHS	12 MONTHS OR GREATER
Released to Parole	5	30	10
Aged Out (18-19)	22	11	8
Convicted as an Adult	0	0	1
ICE Discharge	0	0	0
Recalled by Court	0	0	0
Other	1	1	1
TOTAL	28	42	20

RECIDIVISM RATES

Represents youth identified by the year they were released, who returned to custody with AZDJC or ADC following their release from Secure Care.

LENGTH OF FOLLOW-UP	NEW OFFENSES & TECHNICAL VIOLATIONS	NEW OFFENSES	SEXUAL OFFENSES
2020 Releases (12 Months)	32.5%	24.5%	0.00%
2019 Releases (24 Months)	40.7%	27.5%	0.00%
2018 Releases (36 Months)	44.0%	26.1%	0.00%

RESTORATIVE JUSTICE

Represents services provided to victims and restitution collected from youth. As of December 31st, 2022, 24 victims (17.51%) are registered

CATEGORY	THIS MONTH	FY 23 (YTD)
Victims Registered	3	24
Victim Notifications	7	44
Victim Notification of Release	2	20
Victim Services Provided	202	809
Victim Restitution Collected	\$0.00	\$135.26

ARIZONA DEPARTMENT OF JUVENILE CORRECTIONS

JUST THE FACTS

Our Vision is to be a nationally recognized leader that advances public safety through the rehabilitation of seriously delinquent youth.

DECEMBER 2022

KATIE HOBBS
GOVERNOR

DOUG SARGENT
DIRECTOR

ARIZONA DEPARTMENT OF
JUVENILE CORRECTIONS
100 North 15th Avenue Suite 103
Phoenix, Arizona 85007
www.azdjcc.gov

This publication provides preliminary data. Please refer to our online reports for the most current statistics. Thank you.

Published January 25, 2023

AGENCY CENSUS

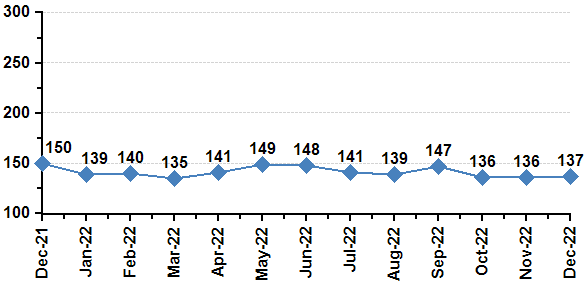
Population as of the last day of the month.

CATEGORY	MALE	FEMALE	TOTAL
Secure Care	118	19	137
Parole – Community Supervision	28	1	29
Parole – Interstate In	78	14	92
Parole – Interstate Out	0	0	0
Parole – Abscond / Warrant	5	2	7
Probation – Interstate Out	29	8	37
TOTAL	258	44	302

The ADJC currently supervises 29 extended jurisdiction youth. There are 25 males, and 3 females in Secure Care as well as 1 male and 0 females on Parole. Dually involved youth, (Department of Child Safety) represents 30 (16.94%) of our Secure Care and Parole* populations

SECURE CARE POPULATION TREND

Content represents a thirteen-month population trend as of the last day of the month. Data reflects an 8.67% decrease since December 2021.



SECURE CARE POPULATION DETAIL

Population admissions and releases during the month.

POPULATION AS OF NOVEMBER 30, 2022			136
ADMISSIONS	MALE	FEMALE	TOTAL
New Commitment	8	1	9
Parole Violator	1	1	2
Re-Commitment	0	0	0
Pending Suspension/Revocation	1	1	2
TOTAL	10	3	13
RELEASES	MALE	FEMALE	TOTAL
Released to Parole	10	0	10
Aged Out (18-19)	1	0	1
Convicted as an Adult	0	0	0
ICE Discharge	0	0	0
Other	0	0	0
From Pending Sus/Rev	0	1	1
TOTAL	11	1	12
POPULATION AS OF DECEMBER 31, 2022			137

AGENCY RISK LEVELS

Population risk to recidivate based upon the Arizona Juvenile Assessment System (AZYAS) Assessment Tool as of the last day of the month.

CATEGORY	SECURE CARE*		PAROLE**	
Low Risk	27	19.7%	3	9.1%
Moderate Risk	59	43.1%	13	39.4%
High Risk	51	37.2%	17	51.5%
TOTAL	137	100%	33	100%

* At the time this document was published, all youth may not have been assessed.

** Parole includes Community Supervision, Interstate Out and Abscond.

AGENCY PRIOR REFERRALS

The number of times a youth was involved in the juvenile justice system prior to commitment to AZDJC as of the last day of the month.

CATEGORY	SECURE CARE	PAROLE
1 to 3 Referrals	21	7
4 to 6 Referrals	18	7
7 to 9 Referrals	27	5
10 to 12 Referrals	23	8
13 or More Referrals	48	9
TOTAL	137	36

AGENCY PRIOR ADJUDICATIONS

The number of times a youth was involved in the juvenile justice system prior to commitment to AZDJC as of the last day of the month.

CATEGORY	SECURE CARE	PAROLE
1 Adjudication	31	9
2 to 3 Adjudications	48	17
4 to 5 Adjudications	41	6
6 to 7 Adjudications	13	3
8 or More Adjudications	4	1
TOTAL	137	36

AGENCY PRIOR COMMITMENT OFFENSES

The most serious offense committed by the youth prior to commitment to AZDJC as of the last day of the month.

CATEGORY	SECURE CARE	PAROLE
Crimes Against Persons	55	10
Property Offenses	27	3
Other Offenses	22	11
Public Order Offenses	12	2
Weapon Offenses	11	4
Drug Offenses	10	6
Non-Delinquent Offenses	0	0
TOTAL	137	36

CLINICAL SERVICES

During the intake assessment, we identify and prescribe treatment to address criminogenic and non-criminogenic factors. Content represents the minimum treatment duration and number of youth prescribe treatment as of the last day of the month. Youth may be enrolled in more than one program.

CATEGORY	DURATION	YOUTH
Dialectical Behavior Therapy		137
Seven Challenges		48
Aggression Replacement Therapy		44
Stages of Accomplishment (1)		14
Sex Trafficking Awareness & Recovery (2)		4

1. Stages of Accomplishment – Individual formalized treatment.
2. Sex Trafficking Awareness & Recovery – Prescribed for female youth only.

EDUCATION SERVICES

Number of youth enrolled in all school programs as of the last day of the month. Youth may be enrolled in more than one program.

CATEGORY	SECURE CARE
Enrolled in School	127
Out to Court / Detention – Not Enrolled in School	7
Enrolled in Career Technical Education	67
Enrolled in IDEA / Section 504 (Special Education)	46
GED Certificates Awarded (FY 23)	15
High School Diplomas Awarded (FY 23)	5

EDUCATION SERVICES WHILE ON PAROLE

Number of youth enrolled in school or work activities while on Parole as of the last day of the month. Youth may be enrolled in more than one program.

CATEGORY	PAROLE
Enrolled in School	11
GED Preparation	4
Post-Secondary School	2
Vocational Training	0
Employment	5

HEALTH SERVICES

Number of health-related services provided to youth throughout the month.

CATEGORY	SECURE CARE
Hospital Admissions	10
Intake Medical / Dental Screenings	0
Medical Provider Visits	32
Dental Provider Visits	11
Nursing Contacts *	168
Mental Health (Psychiatric) Provider Visits	33

* Contact includes sick calls, blood work, treatment and screenings.