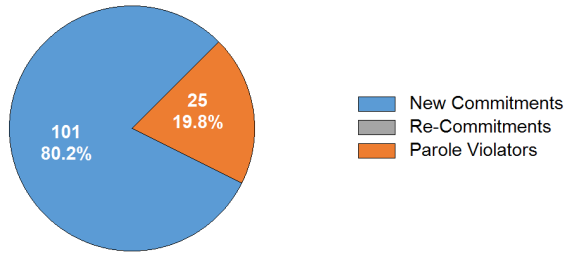


SECURE CARE COMMITMENT STATUS

Population by commitment status as of the last day of the month.



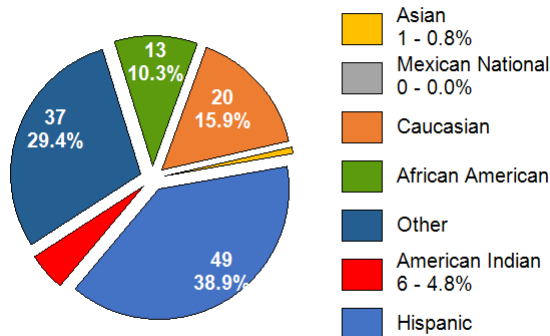
SECURE CARE COMMITTING COUNTY

Population as of the last day of the month.

COUNTY	MALE	FEMALE	TOTAL	PERCENT
Apache	3	0	3	2.4%
Cochise	3	0	3	2.4%
Coconino	0	0	0	0.0%
Gila	3	0	3	2.4%
Graham	2	1	3	2.4%
Greenlee	1	0	1	0.8%
La Paz	0	0	0	0.0%
Maricopa	60	5	65	51.6%
Mohave	7	2	9	7.1%
Navajo	1	0	1	0.8%
Pima	15	2	17	13.5%
Pinal	1	0	1	0.8%
Santa Cruz	0	0	0	0.0%
Yavapai	10	0	10	7.9%
Yuma	8	2	10	7.9%
TOTAL	114	12	126	100%

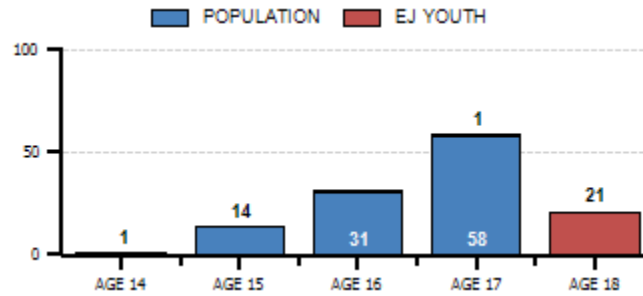
SECURE CARE ETHNIC DISTRIBUTION

Population as of the last day of the month.



SECURE CARE AGE DISTRIBUTION

A.R.S. 8-202 requires juvenile courts to retain jurisdiction over a juvenile who is at least 17 years old and who has been adjudicated delinquent, until the person reaches 19 years old. This requires the court to order continued services until the juvenile reaches 19 years old or services are terminated by the court. Content represents population as of the last day of the month, highlighting our Extended Jurisdiction (EJ) youth.



LENGTH OF STAY

Since July 1, 2022 (FY 23), the ADJC released 140 youth from its population, excluding revocations, who served an average of 8.8 months.

CATEGORY	6 MONTHS OR LESS	6 TO 12 MONTHS	12 MONTHS OR GREATER
Released to Parole	6	52	12
Aged Out (18-19)	24	23	13
Convicted as an Adult	1	3	1
ICE Discharge	0	0	0
Recalled by Court	0	0	0
Other	2	2	1
TOTAL	33	80	27

RECIDIVISM RATES

Represents youth identified by the year they were released, who returned to custody with AZDJC or ADC following their release from Secure Care.

LENGTH OF FOLLOW-UP	NEW OFFENSES & TECHNICAL VIOLATIONS	NEW OFFENSES	SEXUAL OFFENSES
2021 Releases (12 Months)	30.8%	21.3%	0.00%
2020 Releases (24 Months)	40.5%	32.5%	0.00%
2019 Releases (36 Months)	47.9%	37.1%	0.00%

RESTORATIVE JUSTICE

Represents services provided to victims and restitution collected from youth. As of March, 31, 2023, 26 victims (20.63%) are registered.

CATEGORY	THIS MONTH	FY 23 (YTD)
Victims Registered	0	26
Victim Notifications	6	70
Victim Notification of Release	4	34
Victim Services Provided	156	1187
Victim Restitution Collected	\$29.20	\$181.22

ARIZONA DEPARTMENT OF JUVENILE CORRECTIONS

JUST THE FACTS

Our Vision is to be a nationally recognized leader that advances public safety through the rehabilitation of seriously delinquent youth.

MARCH 2023

KATIE HOBBS
GOVERNOR

DOUG SARGENT
DIRECTOR

ARIZONA DEPARTMENT OF
JUVENILE CORRECTIONS
100 North 15th Avenue Suite 103
Phoenix, Arizona 85007
www.azdjc.gov

This publication provides preliminary data. Please refer to our online reports for the most current statistics. Thank you.

Published April 12, 2023

AGENCY CENSUS

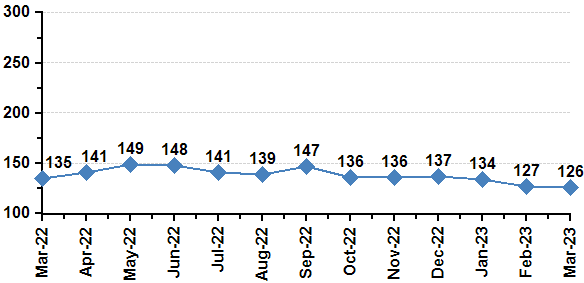
Population as of the last day of the month.

CATEGORY	MALE	FEMALE	TOTAL
Secure Care	114	12	126
Parole – Community Supervision	30	8	38
Parole – Interstate In	72	14	86
Parole – Interstate Out	0	0	0
Parole – Abscond / Warrant	3	0	3
Probation – Interstate Out	4	0	4
TOTAL	223	34	257

The ADJC currently supervises 29 extended jurisdiction youth. There are 20 males and 2 females in Secure Care as well as 6 males and 1 female on Parole. Dually involved youth (Department of Child Safety) represents 25 (14.53%) of our Secure Care and Parole populations.

SECURE CARE POPULATION TREND

Content represents a thirteen-month population trend as of the last day of the month. Data reflects a 6.67% decrease since March, 2022.



SECURE CARE POPULATION DETAIL

Population admissions and releases during the month.

POPULATION AS OF FEBRUARY 28, 2023				127
ADMISSIONS	MALE	FEMALE	TOTAL	
New Commitment	10	2	12	
Parole Violator	0	0	0	
Re-Commitment	0	0	0	
Pending Suspension/Revocation	4	1	5	
TOTAL	14	3	17	
RELEASES	MALE	FEMALE	TOTAL	
Released to Parole	7	3	10	
Aged Out (18-19)	5	1	6	
Convicted as an Adult	1	0	1	
ICE Discharge	0	0	0	
Other	0	0	0	
From Pending Sus/Rev	1	0	1	
TOTAL	14	4	18	
POPULATION AS OF MARCH 31, 2023				126

AGENCY RISK LEVELS

Population risk to recidivate based upon the Arizona Juvenile Assessment System (AZYAS) Assessment Tool as of the last day of the month.

CATEGORY	SECURE CARE*		PAROLE**	
Low Risk	20	15.9%	3	7.9%
Moderate Risk	61	48.4%	18	47.4%
High Risk	45	35.7%	17	44.7%
TOTAL	126	100%	38	100%

* At the time this document was published, all youth may not have been assessed.

** Parole includes Community Supervision, Interstate Out and Abscond.

AGENCY PRIOR REFERRALS

The number of times a youth was involved in the juvenile justice system prior to commitment to AZDJC as of the last day of the month.

CATEGORY	SECURE CARE	PAROLE
1 to 3 Referrals	18	7
4 to 6 Referrals	28	5
7 to 9 Referrals	24	8
10 to 12 Referrals	22	11
13 or More Referrals	34	10
TOTAL	126	41

AGENCY PRIOR ADJUDICATIONS

The number of times a youth was involved in the juvenile justice system prior to commitment to AZDJC as of the last day of the month.

CATEGORY	SECURE CARE	PAROLE
1 Adjudication	35	8
2 to 3 Adjudications	43	22
4 to 5 Adjudications	37	8
6 to 7 Adjudications	8	2
8 or More Adjudications	3	1
TOTAL	126	41

AGENCY PRIOR COMMITMENT OFFENSES

The most serious offense committed by the youth prior to commitment to AZDJC as of the last day of the month.

CATEGORY	SECURE CARE	PAROLE
Drug Offenses	6	6
Crimes Against Persons	51	11
Property Offenses	27	6
Other Offenses	20	10
Weapon Offenses	12	6
Public Order Offenses	10	2
Non-Delinquent Offenses	0	0
TOTAL	126	41

CLINICAL SERVICES

During the intake assessment, we identify and prescribe treatment to address criminogenic and non-criminogenic factors. Content represents the minimum treatment duration and number of youth prescribe treatment as of the last day of the month. Youth may be enrolled in more than one program.

CATEGORY	DURATION	YOUTH
Dialectical Behavior Therapy	6 Months	126
Seven Challenges	6 Months	42
Aggression Replacement Therapy	10 Weeks	58
Stages of Accomplishment (1)	6 Months	15
Sex Trafficking Awareness & Recovery (2)	11 Weeks	3

1. Stages of Accomplishment – Individual formalized treatment.
2. Sex Trafficking Awareness & Recovery – Prescribed for female youth only.

EDUCATION SERVICES

Number of youth enrolled in all school programs as of the last day of the month. Youth may be enrolled in more than one program.

CATEGORY	SECURE CARE
Enrolled in School	115
Out to Court / Detention – Not Enrolled in School	3
Enrolled in Career Technical Education	59
Enrolled in IDEA / Section 504 (Special Education)	41
GED Certificates Awarded (FY 23)	32
High School Diplomas Awarded (FY 23)	5

EDUCATION SERVICES WHILE ON PAROLE

Number of youth enrolled in school or work activities while on Parole as of the last day of the month. Youth may be enrolled in more than one program.

CATEGORY	PAROLE
Enrolled in School	10
GED Preparation	6
Post-Secondary School	1
Vocational Training	0
Employment	9

HEALTH SERVICES

Number of health-related services provided to youth throughout the month.

CATEGORY	SECURE CARE
Healthcare Request Forms Received	149
Hospital Admissions	7
Intake / PV Screenings	15
Medical Provider Line	41
Offsite Dental Provider Visits	26
Nursing Line (scheduled and unscheduled)	256
Mental Health (Psychiatric) Provider Visits	33