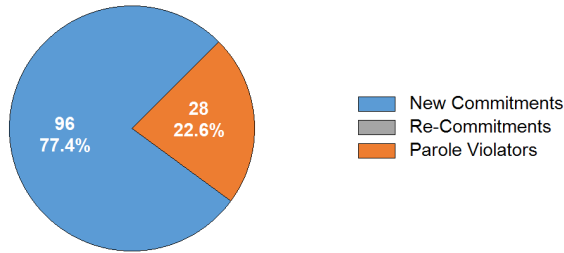


## SECURE CARE COMMITMENT STATUS

Population by commitment status as of the last day of the month.



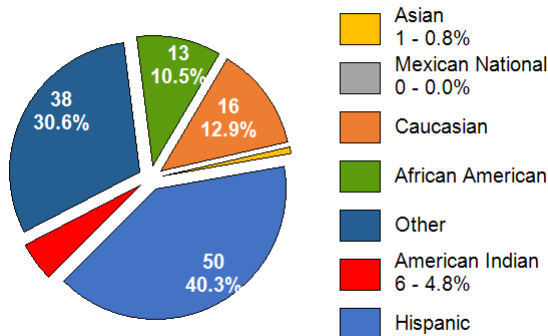
## SECURE CARE COMMITTING COUNTY

Population as of the last day of the month.

COUNTY	MALE	FEMALE	TOTAL	PERCENT
Apache	2	0	2	1.6%
Cochise	2	0	2	1.6%
Coconino	0	0	0	0.0%
Gila	2	0	2	1.6%
Graham	3	1	4	3.2%
Greenlee	1	0	1	0.8%
La Paz	0	0	0	0.0%
Maricopa	60	5	65	52.4%
Mohave	6	4	10	8.1%
Navajo	2	0	2	1.6%
Pima	14	2	16	12.9%
Pinal	0	0	0	0.0%
Santa Cruz	0	0	0	0.0%
Yavapai	9	0	9	7.3%
Yuma	9	2	11	8.9%
<b>TOTAL</b>	<b>110</b>	<b>14</b>	<b>124</b>	<b>100%</b>

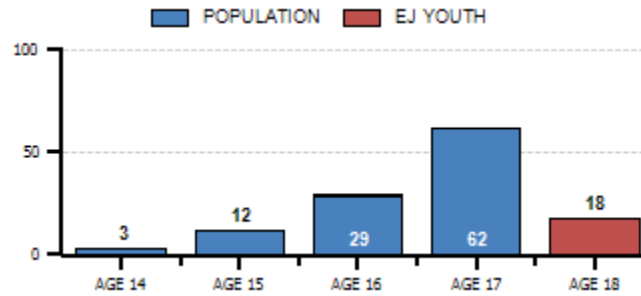
## SECURE CARE ETHNIC DISTRIBUTION

Population as of the last day of the month.



## SECURE CARE AGE DISTRIBUTION

A.R.S. 8-202 requires juvenile courts to retain jurisdiction over a juvenile who is at least 17 years old and who has been adjudicated delinquent, until the person reaches 19 years old. This requires the court to order continued services until the juvenile reaches 19 years old or services are terminated by the court. Content represents population as of the last day of the month, highlighting our Extended Jurisdiction (EJ) youth.



## LENGTH OF STAY

Since July 1, 2022 (FY 23), the ADJC released 152 youth from its population, excluding revocations, who served an average of 8.8 months.

CATEGORY	6 MONTHS OR LESS	6 TO 12 MONTHS	12 MONTHS OR GREATER
Released to Parole	6	58	14
Aged Out (18-19)	26	25	13
Convicted as an Adult	1	3	1
ICE Discharge	0	0	0
Recalled by Court	0	0	0
Other	2	2	1
<b>TOTAL</b>	<b>35</b>	<b>88</b>	<b>29</b>

## RECIDIVISM RATES

Represents youth identified by the year they were released, who returned to custody with AZDJC or ADC following their release from Secure Care.

LENGTH OF FOLLOW-UP	NEW OFFENSES & TECHNICAL VIOLATIONS	NEW OFFENSES	SEXUAL OFFENSES
2021 Releases (12 Months)	30.8%	21.3%	0.00%
2020 Releases (24 Months)	40.5%	32.5%	0.00%
2019 Releases (36 Months)	47.9%	37.1%	0.00%

## RESTORATIVE JUSTICE

Represents services provided to victims and restitution collected from youth. As of April 30th, 2023, 26 victims (20.96%) are registered.

CATEGORY	THIS MONTH	FY 23 (YTD)
Victims Registered	0	26
Victim Notifications	9	79
Victim Notification of Release	4	38
Victim Services Provided	108	1295
Victim Restitution Collected	\$8.14	\$189.36

ARIZONA DEPARTMENT OF JUVENILE CORRECTIONS

# JUST THE FACTS

Our Vision is to be a nationally recognized leader that advances public safety through the rehabilitation of seriously delinquent youth.

**APRIL 2023**

**KATIE HOBBS**  
GOVERNOR

**DOUG SARGENT**  
DIRECTOR

ARIZONA DEPARTMENT OF  
JUVENILE CORRECTIONS  
100 North 15th Avenue Suite 103  
Phoenix, Arizona 85007  
[www.azdjc.gov](http://www.azdjc.gov)

This publication provides preliminary data. Please refer to our online reports for the most current statistics. Thank you.

Published May 15, 2023

## AGENCY CENSUS

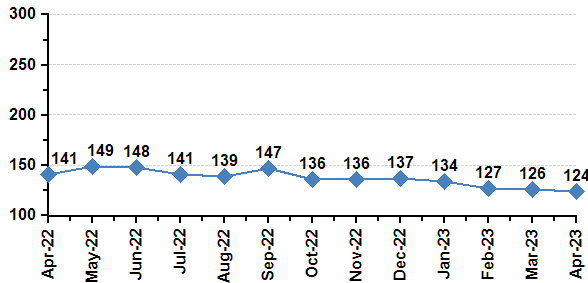
Population as of the last day of the month.

CATEGORY	MALE	FEMALE	TOTAL
Secure Care	110	14	124
Parole – Community Supervision	29	6	35
Parole – Interstate In	68	11	79
Parole – Interstate Out	0	0	0
Parole – Abscond / Warrant	4	0	4
Probation – Interstate Out	34	4	38
<b>TOTAL</b>	<b>245</b>	<b>35</b>	<b>280</b>

The ADJC currently supervises 27 extended jurisdiction youth. There are 16 males, and 2 females in Secure Care as well as 8 males and 1 female on Parole. Dually involved youth, (Department of Child Safety) represents 24 (14.28%) of our Secure Care and Parole populations.

## SECURE CARE POPULATION TREND

Content represents a thirteen-month population trend as of the last day of the month. Data reflects a 12.06% decrease since April 2022.



## SECURE CARE POPULATION DETAIL

Population admissions and releases during the month.

POPULATION AS OF MARCH 31, 2023			126
ADMISSIONS	MALE	FEMALE	TOTAL
New Commitment	4	1	5
Parole Violator	1	0	1
Re-Commitment	0	0	0
Pending Suspension/Revocation	3	1	4
<b>TOTAL</b>	<b>8</b>	<b>2</b>	<b>10</b>
RELEASES	MALE	FEMALE	TOTAL
Released to Parole	8	0	8
Aged Out (18-19)	4	0	4
Convicted as an Adult	0	0	0
ICE Discharge	0	0	0
Other	0	0	0
From Pending Sus/Rev	0	0	0
<b>TOTAL</b>	<b>12</b>	<b>0</b>	<b>12</b>
POPULATION AS OF APRIL 30, 2023			124

## AGENCY RISK LEVELS

Population risk to recidivate based upon the Arizona Juvenile Assessment System (AZYAS) Assessment Tool as of the last day of the month.

CATEGORY	SECURE CARE*		PAROLE**	
Low Risk	20	16.1%	6	16.7%
Moderate Risk	56	45.2%	15	41.7%
High Risk	48	38.7%	15	41.7%
<b>TOTAL</b>	<b>124</b>	<b>100%</b>	<b>36</b>	<b>100%</b>

\* At the time this document was published, all youth may not have been assessed.

\*\* Parole includes Community Supervision, Interstate Out and Abscond.

## AGENCY PRIOR REFERRALS

The number of times a youth was involved in the juvenile justice system prior to commitment to AZDJC as of the last day of the month.

CATEGORY	SECURE CARE	PAROLE
1 to 3 Referrals	18	6
4 to 6 Referrals	31	6
7 to 9 Referrals	23	8
10 to 12 Referrals	18	10
13 or More Referrals	34	9
<b>TOTAL</b>	<b>124</b>	<b>39</b>

## AGENCY PRIOR ADJUDICATIONS

The number of times a youth was involved in the juvenile justice system prior to commitment to AZDJC as of the last day of the month.

CATEGORY	SECURE CARE	PAROLE
1 Adjudication	32	8
2 to 3 Adjudications	50	15
4 to 5 Adjudications	31	13
6 to 7 Adjudications	8	2
8 or More Adjudications	3	1
<b>TOTAL</b>	<b>124</b>	<b>39</b>

## AGENCY PRIOR COMMITMENT OFFENSES

The most serious offense committed by the youth prior to commitment to AZDJC as of the last day of the month.

CATEGORY	SECURE CARE	PAROLE
Crimes Against Persons	50	10
Drug Offenses	4	6
Property Offenses	25	5
Other Offenses	23	10
Weapon Offenses	11	6
Public Order Offenses	11	2
Non-Delinquent Offenses	0	0
<b>TOTAL</b>	<b>124</b>	<b>39</b>

## CLINICAL SERVICES

During the intake assessment, we identify and prescribe treatment to address criminogenic and non-criminogenic factors. Content represents the minimum treatment duration and number of youth prescribe treatment as of the last day of the month. Youth may be enrolled in more than one program.

CATEGORY	DURATION	YOUTH
Dialectical Behavior Therapy	6 Months	123
Seven Challenges	6 Months	38
Aggression Replacement Therapy	10 Weeks	56
Stages of Accomplishment (1)	6 Months	15
Sex Trafficking Awareness & Recovery (2)	11 Weeks	4

1. Stages of Accomplishment – Individual formalized treatment.
2. Sex Trafficking Awareness & Recovery – Prescribed for female youth only.

## EDUCATION SERVICES

Number of youth enrolled in all school programs as of the last day of the month. Youth may be enrolled in more than one program.

CATEGORY	SECURE CARE
Enrolled in School	119
Out to Court / Detention – Not Enrolled in School	4
Enrolled in Career Technical Education	60
Enrolled in IDEA / Section 504 (Special Education)	43
GED Certificates Awarded (FY 23)	35
High School Diplomas Awarded (FY 23)	5

## EDUCATION SERVICES WHILE ON PAROLE

Number of youth enrolled in school or work activities while on Parole as of the last day of the month. Youth may be enrolled in more than one program.

CATEGORY	PAROLE
Enrolled in School	11
GED Preparation	4
Post-Secondary School	0
Vocational Training	0
Employment	13

## HEALTH SERVICES

Number of health-related services provided to youth throughout the month.

CATEGORY	SECURE CARE
Healthcare Request Forms Received	207
Hospital Admissions	9
Intake / PV Screenings	10
Medical Provider Line	23
Offsite Dental Provider Visits	28
Nursing Line (scheduled and unscheduled)	260
Mental Health (Psychiatric) Provider Visits	26