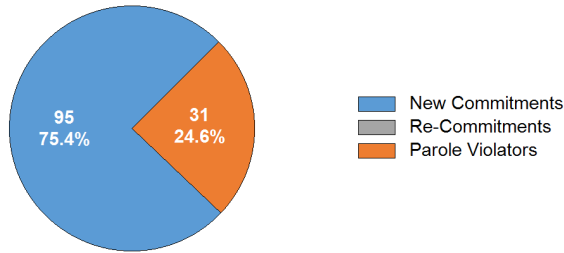


SECURE CARE COMMITMENT STATUS

Population by commitment status as of the last day of the month.



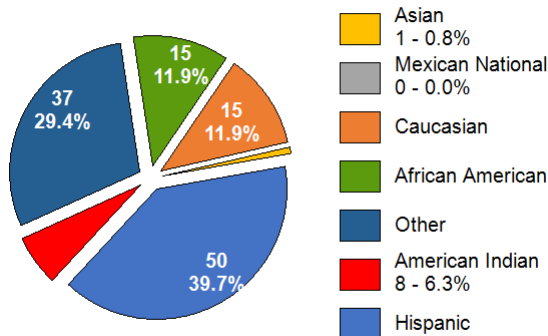
SECURE CARE COMMITTING COUNTY

Population as of the last day of the month.

COUNTY	MALE	FEMALE	TOTAL	PERCENT
Apache	2	0	2	1.6%
Cochise	2	0	2	1.6%
Coconino	0	0	0	0.0%
Gila	2	0	2	1.6%
Graham	2	1	3	2.4%
Greenlee	1	0	1	0.8%
La Paz	0	0	0	0.0%
Maricopa	63	5	68	54.0%
Mohave	8	4	12	9.5%
Navajo	2	0	2	1.6%
Pima	15	0	15	11.9%
Pinal	0	0	0	0.0%
Santa Cruz	0	0	0	0.0%
Yavapai	7	1	8	6.3%
Yuma	9	2	11	8.7%
TOTAL	113	13	126	100%

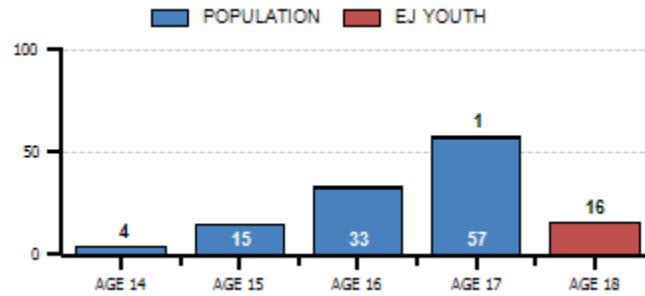
SECURE CARE ETHNIC DISTRIBUTION

Population as of the last day of the month.



SECURE CARE AGE DISTRIBUTION

A.R.S. 8-202 requires juvenile courts to retain jurisdiction over a juvenile who is at least 17 years old and who has been adjudicated delinquent, until the person reaches 19 years old. This requires the court to order continued services until the juvenile reaches 19 years old or services are terminated by the court. Content represents population as of the last day of the month, highlighting our Extended Jurisdiction (EJ) youth.



LENGTH OF STAY

Since July 1, 2022 (FY 23), the ADJC released 172 youth from its population, excluding revocations, who served an average of 8.9 months.

CATEGORY	6 MONTHS OR LESS	6 TO 12 MONTHS	12 MONTHS OR GREATER
Released to Parole	8	63	17
Aged Out (18-19)	27	31	14
Convicted as an Adult	1	3	1
ICE Discharge	0	0	0
Recalled by Court	0	0	0
Other	2	3	2
TOTAL	38	100	34

RECIDIVISM RATES

Represents youth identified by the year they were released, who returned to custody with AZDJC or ADC following their release from Secure Care.

LENGTH OF FOLLOW-UP	NEW OFFENSES & TECHNICAL VIOLATIONS	NEW OFFENSES	SEXUAL OFFENSES
2021 Releases (12 Months)	30.8%	21.3%	0.00%
2020 Releases (24 Months)	40.5%	32.5%	0.00%
2019 Releases (36 Months)	47.9%	37.1%	0.00%

RESTORATIVE JUSTICE

Represents services provided to victims and restitution collected from youth. As of May 31, 2023, 34 victims (26.98%) are registered.

CATEGORY	THIS MONTH	FY 23 (YTD)
Victims Registered	2	28
Victim Notifications	8	87
Victim Notification of Release	6	44
Victim Services Provided	236	1531
Victim Restitution Collected	\$13.46	\$202.82

ARIZONA DEPARTMENT OF JUVENILE CORRECTIONS

JUST THE FACTS

Our Vision is to be a nationally recognized leader that advances public safety through the rehabilitation of seriously delinquent youth.

MAY 2023

KATIE HOBBS
GOVERNOR

DOUG SARGENT
DIRECTOR

ARIZONA DEPARTMENT OF
JUVENILE CORRECTIONS
100 North 15th Avenue Suite 103
Phoenix, Arizona 85007
www.azdjcc.gov

This publication provides preliminary data. Please refer to our online reports for the most current statistics. Thank you.

Published June 14, 2023

AGENCY CENSUS

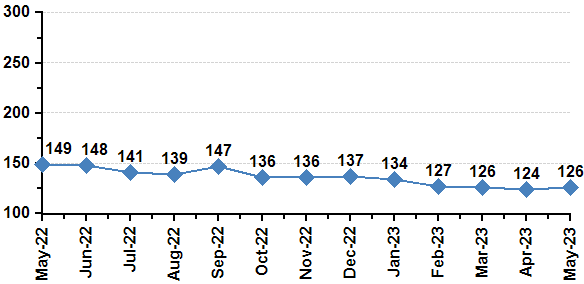
Population as of the last day of the month.

CATEGORY	MALE	FEMALE	TOTAL
Secure Care	113	13	126
Parole – Community Supervision	32	5	37
Parole – Interstate In	71	12	83
Parole – Interstate Out	0	0	0
Parole – Abscond / Warrant	2	0	2
Probation – Interstate Out	2	0	2
TOTAL	220	30	250

The ADJC currently supervises 25 extended jurisdiction youth. There are 14 males, and 3 females in Secure Care as well as 7 males and 1 female on Parole. Dually involved youth, (Department of Child Safety) represents 25 (14.88%) of our Secure Care and Parole populations.

SECURE CARE POPULATION TREND

Content represents a thirteen-month population trend as of the last day of the month. Data reflects an 15.44% decrease since May 2022.



SECURE CARE POPULATION DETAIL

Population admissions and releases during the month.

POPULATION AS OF APRIL 30, 2023			124
ADMISSIONS	MALE	FEMALE	TOTAL
New Commitment	15	1	16
Parole Violator	2	0	2
Re-Commitment	0	0	0
Pending Suspension/Revocation	3	2	5
TOTAL	20	3	23
RELEASES	MALE	FEMALE	TOTAL
Released to Parole	8	2	10
Aged Out (18-19)	6	1	7
Convicted as an Adult	0	0	0
ICE Discharge	0	0	0
Other	2	0	2
From Pending Sus/Rev	1	1	2
TOTAL	17	4	21
POPULATION AS OF MAY 31, 2023			126

AGENCY RISK LEVELS

Population risk to recidivate based upon the Arizona Juvenile Assessment System (AZYAS) Assessment Tool as of the last day of the month.

CATEGORY	SECURE CARE*		PAROLE**	
Low Risk	16	12.7%	7	19.4%
Moderate Risk	60	47.6%	20	55.6%
High Risk	50	39.7%	9	25.0%
TOTAL	126	100%	36	100%

* At the time this document was published, all youth may not have been assessed.

** Parole includes Community Supervision, Interstate Out and Abscond.

AGENCY PRIOR REFERRALS

The number of times a youth was involved in the juvenile justice system prior to commitment to AZDJC as of the last day of the month.

CATEGORY	SECURE CARE	PAROLE
1 to 3 Referrals	21	5
4 to 6 Referrals	33	7
7 to 9 Referrals	23	9
10 to 12 Referrals	17	6
13 or More Referrals	32	12
TOTAL	126	39

AGENCY PRIOR ADJUDICATIONS

The number of times a youth was involved in the juvenile justice system prior to commitment to AZDJC as of the last day of the month.

CATEGORY	SECURE CARE	PAROLE
1 Adjudication	34	9
2 to 3 Adjudications	50	17
4 to 5 Adjudications	31	8
6 to 7 Adjudications	8	4
8 or More Adjudications	3	1
TOTAL	126	39

AGENCY PRIOR COMMITMENT OFFENSES

The most serious offense committed by the youth prior to commitment to AZDJC as of the last day of the month.

CATEGORY	SECURE CARE	PAROLE
Public Order Offenses	8	4
Crimes Against Persons	52	14
Drug Offenses	5	4
Property Offenses	26	5
Other Offenses	25	8
Weapon Offenses	10	4
Non-Delinquent Offenses	0	0
TOTAL	126	39

CLINICAL SERVICES

During the intake assessment, we identify and prescribe treatment to address criminogenic and non-criminogenic factors. Content represents the minimum treatment duration and number of youth prescribe treatment as of the last day of the month. Youth may be enrolled in more than one program.

CATEGORY	DURATION	YOUTH
Dialectical Behavior Therapy	6 Months	124
Seven Challenges	6 Months	44
Aggression Replacement Therapy	10 Weeks	62
Stages of Accomplishment (1)	6 Months	13
Sex Trafficking Awareness & Recovery (2)	11 Weeks	4

1. Stages of Accomplishment – Individual formalized treatment.
2. Sex Trafficking Awareness & Recovery – Prescribed for female youth only.

EDUCATION SERVICES

Number of youth enrolled in all school programs as of the last day of the month. Youth may be enrolled in more than one program.

CATEGORY	SECURE CARE
Enrolled in School	117
Out to Court / Detention – Not Enrolled in School	5
Enrolled in Career Technical Education	60
Enrolled in IDEA / Section 504 (Special Education)	41
GED Certificates Awarded (FY 23)	37
High School Diplomas Awarded (FY 23)	7

EDUCATION SERVICES WHILE ON PAROLE

Number of youth enrolled in school or work activities while on Parole as of the last day of the month. Youth may be enrolled in more than one program.

CATEGORY	PAROLE
Enrolled in School	7
GED Preparation	3
Post-Secondary School	2
Vocational Training	0
Employment	8

HEALTH SERVICES

Number of health-related services provided to youth throughout the month.

CATEGORY	SECURE CARE
Healthcare Request Forms Received	84
Hospital Admissions	13
Intake / PV Screenings	23
Medical Provider Line	16
Offsite Dental Provider Visits	31
Nursing Line (scheduled and unscheduled)	186
Mental Health (Psychiatric) Provider Visits	26