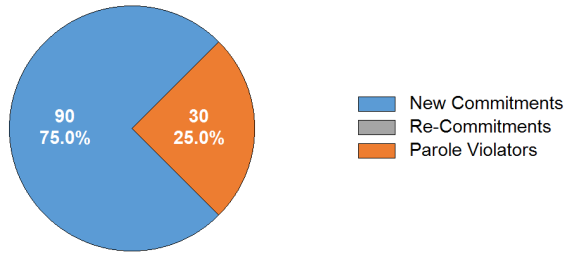


SECURE CARE COMMITMENT STATUS

Population by commitment status as of the last day of the month.



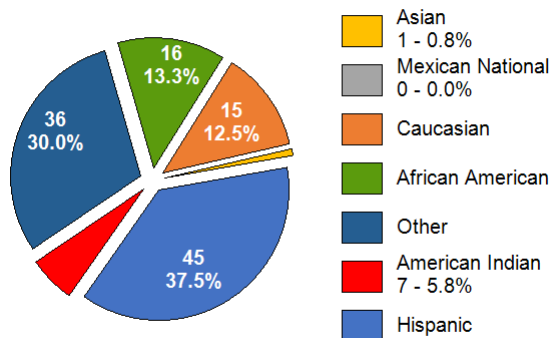
SECURE CARE COMMITTING COUNTY

Population as of the last day of the month.

COUNTY	MALE	FEMALE	TOTAL	PERCENT
Apache	1	0	1	0.8%
Cochise	3	0	3	2.5%
Coconino	0	0	0	0.0%
Gila	1	0	1	0.8%
Graham	3	1	4	3.3%
Greenlee	0	0	0	0.0%
La Paz	0	0	0	0.0%
Maricopa	59	5	64	53.3%
Mohave	7	4	11	9.2%
Navajo	1	0	1	0.8%
Pima	16	0	16	13.3%
Pinal	1	0	1	0.8%
Santa Cruz	0	0	0	0.0%
Yavapai	7	1	8	6.7%
Yuma	8	2	10	8.3%
TOTAL	107	13	120	100%

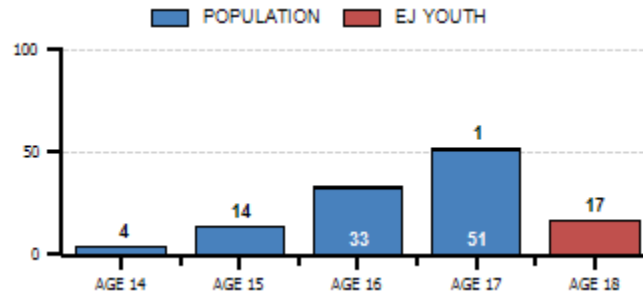
SECURE CARE ETHNIC DISTRIBUTION

Population as of the last day of the month.



SECURE CARE AGE DISTRIBUTION

A.R.S. 8-202 requires juvenile courts to retain jurisdiction over a juvenile who is at least 17 years old and who has been adjudicated delinquent, until the person reaches 19 years old. This requires the court to order continued services until the juvenile reaches 19 years old or services are terminated by the court. Content represents population as of the last day of the month, highlighting our Extended Jurisdiction (EJ) youth.



LENGTH OF STAY

Since July 1, 2022 (FY 23), the ADJC released 191 youth from its population, who served an average of 9.1 months.

CATEGORY	6 MONTHS OR LESS	6 TO 12 MONTHS	12 MONTHS OR GREATER
Released to Parole	8	69	21
Aged Out (18-19)	28	35	17
Convicted as an Adult	1	4	1
ICE Discharge	0	0	0
Recalled by Court	0	0	0
Other	2	3	2
TOTAL	39	111	41

RECIDIVISM RATES

Represents youth identified by the year they were released, who returned to custody with AZDJC or ADC following their release from Secure Care.

LENGTH OF FOLLOW-UP	NEW OFFENSES & TECHNICAL VIOLATIONS	NEW OFFENSES	SEXUAL OFFENSES
2021 Releases (12 Months)	30.8%	21.3%	0.00%
2020 Releases (24 Months)	40.5%	32.5%	0.00%
2019 Releases (36 Months)	47.9%	37.1%	0.00%

RESTORATIVE JUSTICE

Represents services provided to victims and restitution collected from youth. As of June 30, 2023, 37 victims (30.83%) are registered.

CATEGORY	THIS MONTH	FY 23 (YTD)
Victims Registered	9	37
Victim Notifications	6	93
Victim Notification of Release	0	44
Victim Services Provided	260	1791
Victim Restitution Collected	\$28.16	\$230.98

ARIZONA DEPARTMENT OF JUVENILE CORRECTIONS

JUST THE FACTS

Our Vision is to be a nationally recognized leader that advances public safety through the rehabilitation of seriously delinquent youth.

JUNE 2023

KATIE HOBBS
GOVERNOR

DOUG SARGENT
DIRECTOR

ARIZONA DEPARTMENT OF
JUVENILE CORRECTIONS
100 North 15th Avenue Suite 103
Phoenix, Arizona 85007
www.azdjcc.gov

This publication provides preliminary data. Please refer to our online reports for the most current statistics. Thank you.

Published July 14, 2023

AGENCY CENSUS

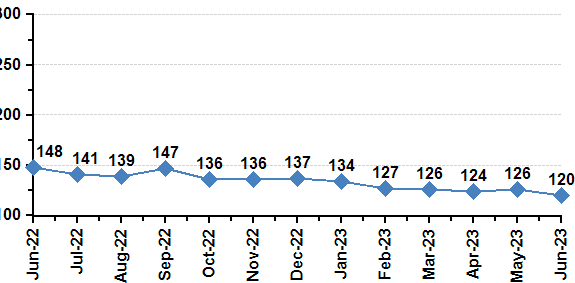
Population as of the last day of the month.

CATEGORY	MALE	FEMALE	TOTAL
Secure Care	107	13	120
Parole – Community Supervision	35	5	40
Parole – Interstate In	58	11	69
Parole – Interstate Out	0	0	0
Parole – Abscond / Warrant	1	0	1
Probation – Interstate Out	1	2	3
TOTAL	202	31	233

The ADJC currently supervises 26 extended jurisdiction youth. There are 16 males, and 2 females in Secure Care as well as 6 males and 2 females on Parole. Dually involved youth, (Department of Child Safety) represents 25 (15.15%) of our Secure Care and Parole populations.

SECURE CARE POPULATION TREND

Content represents a thirteen-month population trend as of the last day of the month. Data reflects an 18.92% decrease since June, 2022.



SECURE CARE POPULATION DETAIL

Population admissions and releases during the month.

POPULATION AS OF MAY 31, 2023			126
ADMISSIONS	MALE	FEMALE	TOTAL
New Commitment	8	0	8
Parole Violator	2	0	2
Re-Commitment	0	0	0
Pending Suspension/Revocation	5	0	5
TOTAL	15	0	15
RELEASES	MALE	FEMALE	TOTAL
Released to Parole	10	0	10
Aged Out (18-19)	8	0	8
Convicted as an Adult	1	0	1
ICE Discharge	0	0	0
Other	0	0	0
From Pending Sus/Rev	2	0	2
TOTAL	21	0	21
POPULATION AS OF JUNE 30, 2023			120

AGENCY RISK LEVELS

Population risk to recidivate based upon the Arizona Juvenile Assessment System (AZYAS) Assessment Tool as of the last day of the month.

CATEGORY	SECURE CARE*		PAROLE**	
Low Risk	17	14.2%	5	12.8%
Moderate Risk	60	50.0%	22	56.4%
High Risk	43	35.8%	12	30.8%
TOTAL	120	100%	39	100%

* At the time this document was published, all youth may not have been assessed.

** Parole includes Community Supervision, Interstate Out and Abscond.

AGENCY PRIOR REFERRALS

The number of times a youth was involved in the juvenile justice system prior to commitment to AZDJC as of the last day of the month.

CATEGORY	SECURE CARE	PAROLE
1 to 3 Referrals	20	6
4 to 6 Referrals	34	7
7 to 9 Referrals	21	11
10 to 12 Referrals	16	7
13 or More Referrals	29	10
TOTAL	120	41

AGENCY PRIOR ADJUDICATIONS

The number of times a youth was involved in the juvenile justice system prior to commitment to AZDJC as of the last day of the month.

CATEGORY	SECURE CARE	PAROLE
1 Adjudication	32	11
2 to 3 Adjudications	50	16
4 to 5 Adjudications	28	8
6 to 7 Adjudications	8	6
8 or More Adjudications	2	0
TOTAL	120	41

AGENCY PRIOR COMMITMENT OFFENSES

The most serious offense committed by the youth prior to commitment to AZDJC as of the last day of the month.

CATEGORY	SECURE CARE	PAROLE
Public Order Offenses	6	4
Crimes Against Persons	50	14
Drug Offenses	5	4
Property Offenses	25	7
Other Offenses	23	8
Weapon Offenses	11	4
Non-Delinquent Offenses	0	0
TOTAL	120	41

CLINICAL SERVICES

During the intake assessment, we identify and prescribe treatment to address criminogenic and non-criminogenic factors. Content represents the minimum treatment duration and number of youth prescribe treatment as of the last day of the month. Youth may be enrolled in more than one program.

CATEGORY	DURATION	YOUTH
Dialectical Behavior Therapy	6 Months	118
Seven Challenges	6 Months	37
Aggression Replacement Therapy	10 Weeks	64
Stages of Accomplishment (1)	6 Months	14
Sex Trafficking Awareness & Recovery (2)	11 Weeks	4

1. Stages of Accomplishment – Individual formalized treatment.
2. Sex Trafficking Awareness & Recovery – Prescribed for female youth only.

EDUCATION SERVICES

Number of youth enrolled in all school programs as of the last day of the month. Youth may be enrolled in more than one program.

CATEGORY	SECURE CARE
Enrolled in School	108
Out to Court / Detention – Not Enrolled in School	5
Enrolled in Career Technical Education	60
Enrolled in IDEA / Section 504 (Special Education)	40
GED Certificates Awarded (FY 23)	39
High School Diplomas Awarded (FY 23)	9

EDUCATION SERVICES WHILE ON PAROLE

Number of youth enrolled in school or work activities while on Parole as of the last day of the month. Youth may be enrolled in more than one program.

CATEGORY	PAROLE
Enrolled in School	9
GED Preparation	1
Post-Secondary School	2
Vocational Training	1
Employment	16

HEALTH SERVICES

Number of health-related services provided to youth throughout the month.

CATEGORY	SECURE CARE
Healthcare Request Forms Received	130
Hospital Admissions	13
Intake / PV Screenings	15
Medical Provider Line	28
Offsite Dental Provider Visits	27
Nursing Line (scheduled and unscheduled)	213
Mental Health (Psychiatric) Provider Visits	21