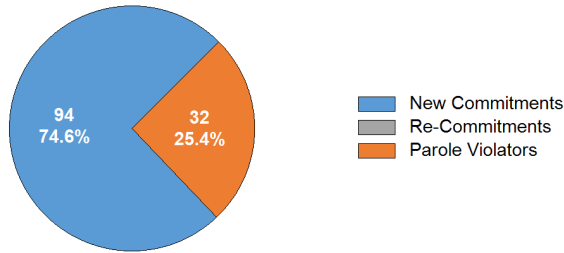


## SECURE CARE COMMITMENT STATUS

Population by commitment status as of the last day of the month.



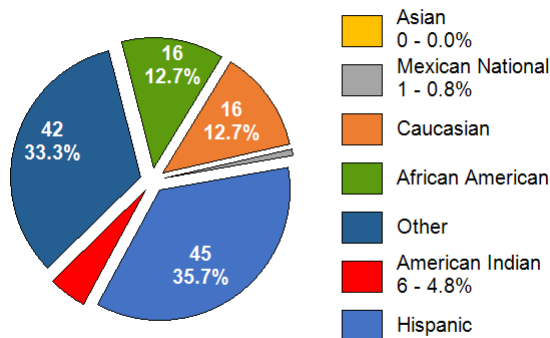
## SECURE CARE COMMITTING COUNTY

Population as of the last day of the month.

COUNTY	MALE	FEMALE	TOTAL	PERCENT
Apache	1	0	1	0.8%
Cochise	4	0	4	3.2%
Coconino	0	0	0	0.0%
Gila	1	0	1	0.8%
Graham	4	0	4	3.2%
Greenlee	0	1	1	0.8%
La Paz	0	0	0	0.0%
Maricopa	65	4	69	54.8%
Mohave	8	4	12	9.5%
Navajo	1	0	1	0.8%
Pima	15	1	16	12.7%
Pinal	0	0	0	0.0%
Santa Cruz	0	0	0	0.0%
Yavapai	5	1	6	4.8%
Yuma	9	2	11	8.7%
<b>TOTAL</b>	<b>113</b>	<b>13</b>	<b>126</b>	<b>100%</b>

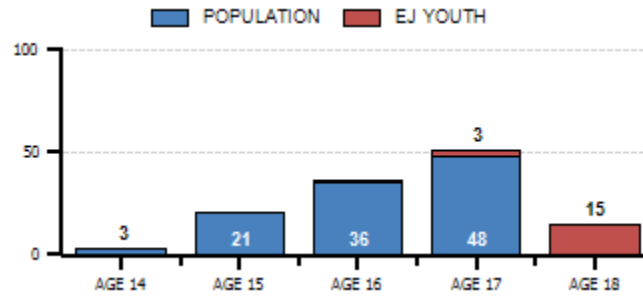
## SECURE CARE ETHNIC DISTRIBUTION

Population as of the last day of the month.



## SECURE CARE AGE DISTRIBUTION

A.R.S. 8-202 requires juvenile courts to retain jurisdiction over a juvenile who is at least 17 years old and who has been adjudicated delinquent, until the person reaches 19 years old. This requires the court to order continued services until the juvenile reaches 19 years old or services are terminated by the court. Content represents population as of the last day of the month, highlighting our Extended Jurisdiction (EJ) youth.



## LENGTH OF STAY

Since July 1, 2023 (FY 24), the ADJC released 26 youth from its population, excluding revocations, who served an average of 7.2 months.

CATEGORY	6 MONTHS OR LESS	6 TO 12 MONTHS	12 MONTHS OR GREATER
Released to Parole	1	8	1
Aged Out (18-19)	11	1	2
Convicted as an Adult	0	0	0
ICE Discharge	0	0	0
Recalled by Court	0	0	0
Other	0	2	0
<b>TOTAL</b>	<b>12</b>	<b>11</b>	<b>3</b>

## RECIDIVISM RATES

Represents youth identified by the year they were released, who returned to custody with AZDJC or ADC following their release from Secure Care.

LENGTH OF FOLLOW-UP	NEW OFFENSES & TECHNICAL VIOLATIONS	NEW OFFENSES	SEXUAL OFFENSES
2022 Releases (12 Months)	35.1%	19.8%	0.00%
2021 Releases (24 Months)	36.5%	28.4%	0.00%
2020 Releases (36 Months)	47.5%	40.0%	0.00%

## RESTORATIVE JUSTICE

Represents services provided to victims and restitution collected from youth. As of August 31st, 2023, 33 victims (29.19%) are registered.

CATEGORY	THIS MONTH	FY 24 (YTD)
Victims Registered	3	33
Victim Notifications	10	15
Victim Notification of Release	5	7
Victim Services Provided	212	411
Victim Restitution Collected	\$14.96	\$29.24

ARIZONA DEPARTMENT OF JUVENILE CORRECTIONS

# JUST THE FACTS

Our Vision is to be a nationally recognized leader that advances public safety through the rehabilitation of seriously delinquent youth.

## AUGUST 2023

**KATIE HOBBS**  
GOVERNOR

**DOUG SARGENT**  
DIRECTOR

ARIZONA DEPARTMENT OF  
JUVENILE CORRECTIONS  
100 North 15th Avenue Suite 103  
Phoenix, Arizona 85007  
[www.azdjcc.gov](http://www.azdjcc.gov)

This publication provides preliminary data. Please refer to our online reports for the most current statistics. Thank you.

Published September 13, 2023

## AGENCY CENSUS

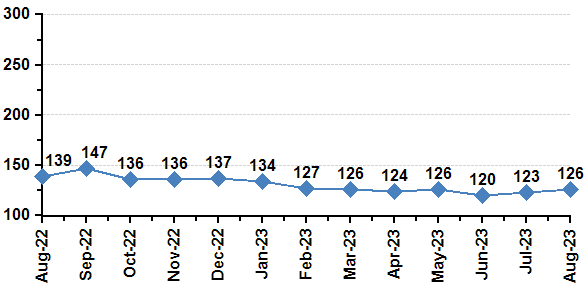
Population as of the last day of the month.

CATEGORY	MALE	FEMALE	TOTAL
Secure Care	113	13	126
Parole – Community Supervision	22	5	27
Parole – Interstate In	64	15	79
Parole – Interstate Out	0	0	0
Parole – Abscond / Warrant	3	0	3
Probation – Interstate Out	1	1	2
<b>TOTAL</b>	<b>203</b>	<b>34</b>	<b>237</b>

The ADJC currently supervises 23 extended jurisdiction youth. There are 16 males, and 1 female in Secure Care as well as 3 males and 3 females on Parole. Dually involved youth, (Department of Child Safety) represents 22 (14.01%) of our Secure Care and Parole populations.

## SECURE CARE POPULATION TREND

Content represents a thirteen-month population trend as of the last day of the month. Data reflects a 9.35% decrease since August 2022.



## SECURE CARE POPULATION DETAIL

Population admissions and releases during the month.

POPULATION AS OF JULY 31, 2023			123
ADMISSIONS	MALE	FEMALE	TOTAL
New Commitment	11	2	13
Parole Violator	4	0	4
Re-Commitment	0	0	0
Pending Suspension/Revocation	3	0	3
<b>TOTAL</b>	<b>18</b>	<b>2</b>	<b>20</b>
RELEASES	MALE	FEMALE	TOTAL
Released to Parole	5	2	7
Aged Out (18-19)	7	0	7
Convicted as an Adult	0	0	0
ICE Discharge	0	0	0
Other	2	0	2
From Pending Sus/Rev	1	0	1
<b>TOTAL</b>	<b>15</b>	<b>2</b>	<b>17</b>
POPULATION AS OF AUGUST 31, 2023			126

## AGENCY RISK LEVELS

Population risk to recidivate based upon the Arizona Juvenile Assessment System (AZYAS) Assessment Tool as of the last day of the month.

CATEGORY	SECURE CARE*		PAROLE**	
Low Risk	21	16.7%	3	10.7%
Moderate Risk	60	47.6%	17	60.7%
High Risk	45	35.7%	8	28.6%
<b>TOTAL</b>	<b>126</b>	<b>100%</b>	<b>28</b>	<b>100%</b>

\* At the time this document was published, all youth may not have been assessed.

\*\* Parole includes Community Supervision, Interstate Out and Abscond.

## AGENCY PRIOR REFERRALS

The number of times a youth was involved in the juvenile justice system prior to commitment to AZDJC as of the last day of the month.

CATEGORY	SECURE CARE	PAROLE
1 to 3 Referrals	20	6
4 to 6 Referrals	35	6
7 to 9 Referrals	22	8
10 to 12 Referrals	18	4
13 or More Referrals	31	6
<b>TOTAL</b>	<b>126</b>	<b>30</b>

## AGENCY PRIOR ADJUDICATIONS

The number of times a youth was involved in the juvenile justice system prior to commitment to AZDJC as of the last day of the month.

CATEGORY	SECURE CARE	PAROLE
1 Adjudication	34	9
2 to 3 Adjudications	52	11
4 to 5 Adjudications	27	7
6 to 7 Adjudications	10	3
8 or More Adjudications	3	0
<b>TOTAL</b>	<b>126</b>	<b>30</b>

## AGENCY PRIOR COMMITMENT OFFENSES

The most serious offense committed by the youth prior to commitment to AZDJC as of the last day of the month.

CATEGORY	SECURE CARE	PAROLE
Public Order Offenses	9	4
Crimes Against Persons	52	10
Drug Offenses	5	0
Property Offenses	27	5
Other Offenses	19	10
Weapon Offenses	14	1
Non-Delinquent Offenses	0	0
<b>TOTAL</b>	<b>126</b>	<b>30</b>

## CLINICAL SERVICES

During the intake assessment, we identify and prescribe treatment to address criminogenic and non-criminogenic factors. Content represents the minimum treatment duration and number of youth prescribe treatment as of the last day of the month. Youth may be enrolled in more than one program.

CATEGORY	DURATION	YOUTH
Dialectical Behavior Therapy	6 Months	120
Seven Challenges	6 Months	35
Aggression Replacement Therapy	10 Weeks	73
Stages of Accomplishment (1)	6 Months	13
Sex Trafficking Awareness & Recovery (2)	11 Weeks	2

1. Stages of Accomplishment – Individual formalized treatment.
2. Sex Trafficking Awareness & Recovery – Prescribed for female youth only.

## EDUCATION SERVICES

Number of youth enrolled in all school programs as of the last day of the month. Youth may be enrolled in more than one program.

CATEGORY	SECURE CARE
Enrolled in School	116
Out to Court / Detention – Not Enrolled in School	5
Enrolled in Career Technical Education	51
Enrolled in IDEA / Section 504 (Special Education)	39
GED Certificates Awarded (FY 24)	1
High School Diplomas Awarded (FY 24)	3

## EDUCATION SERVICES WHILE ON PAROLE

Number of youth enrolled in school or work activities while on Parole as of the last day of the month. Youth may be enrolled in more than one program.

CATEGORY	PAROLE
Enrolled in School	10
GED Preparation	2
Post-Secondary School	3
Vocational Training	1
Employment	9

## HEALTH SERVICES

Number of health-related services provided to youth throughout the month.

CATEGORY	SECURE CARE
Healthcare Request Forms Received	140
Hospital Admissions	12
Intake / PV Screenings	20
Medical Provider Line	78
Offsite Dental Provider Visits	31
Nursing Line (scheduled and unscheduled)	411
Mental Health (Psychiatric) Provider Visits	30