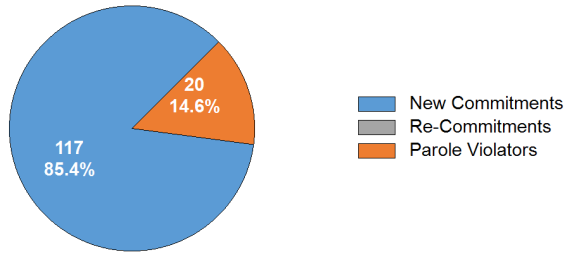


SECURE CARE COMMITMENT STATUS

Population by commitment status as of the last day of the month.



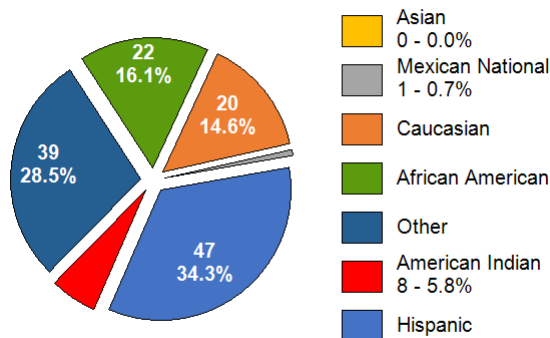
SECURE CARE COMMITTING COUNTY

Population as of the last day of the month.

COUNTY	MALE	FEMALE	TOTAL	PERCENT
Apache	4	0	4	2.9%
Cochise	6	0	6	4.4%
Coconino	1	0	1	0.7%
Gila	2	1	3	2.2%
Graham	2	1	3	2.2%
Greenlee	1	1	2	1.5%
La Paz	0	0	0	0.0%
Maricopa	74	5	79	57.7%
Mohave	11	4	15	10.9%
Navajo	1	0	1	0.7%
Pima	11	0	11	8.0%
Pinal	1	0	1	0.7%
Santa Cruz	0	0	0	0.0%
Yavapai	1	0	1	0.7%
Yuma	9	1	10	7.3%
TOTAL	124	13	137	100%

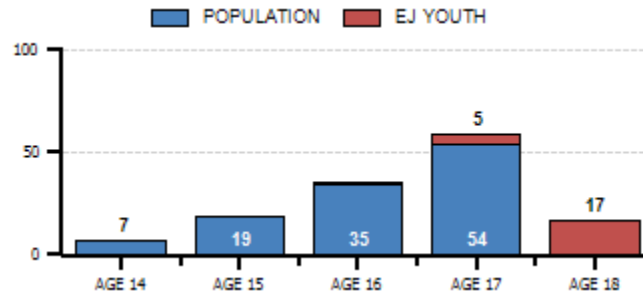
SECURE CARE ETHNIC DISTRIBUTION

Population as of the last day of the month.



SECURE CARE AGE DISTRIBUTION

A.R.S. 8-202 requires juvenile courts to retain jurisdiction over a juvenile who is at least 17 years old and who has been adjudicated delinquent, until the person reaches 19 years old. This requires the court to order continued services until the juvenile reaches 19 years old or services are terminated by the court. Content represents population as of the last day of the month, highlighting our Extended Jurisdiction (EJ) youth.



LENGTH OF STAY

Since July 1, 2023 (FY 24), the ADJC released 74 youth from its population, excluding revocations, who served an average of 7.9 months.

CATEGORY	6 MONTHS OR LESS	6 TO 12 MONTHS	12 MONTHS OR GREATER
Released to Parole	3	27	4
Aged Out (18-19)	21	8	6
Convicted as an Adult	0	2	0
ICE Discharge	0	0	0
Recalled by Court	0	0	0
Other	0	2	1
TOTAL	24	39	11

RECIDIVISM RATES

Represents youth identified by the year they were released, who returned to custody with AZDJC or ADC following their release from Secure Care.

LENGTH OF FOLLOW-UP	NEW OFFENSES & TECHNICAL VIOLATIONS	NEW OFFENSES	SEXUAL OFFENSES
2022 Releases (12 Months)	35.1%	19.8%	0.0%
2021 Releases (24 Months)	36.5%	28.4%	0.0%
2020 Releases (36 Months)	47.5%	40.0%	0.0%

RESTORATIVE JUSTICE

Represents services provided to victims and restitution collected from youth. As of December 31st, 2023, 54 victims (39.42%) are registered.

CATEGORY	THIS MONTH	FY 24 (YTD)
Victims Registered	5	54
Victim Notifications	28	83
Victim Notification of Release	21	45
Victim Services Provided	288	1504
Victim Restitution Collected	\$14.96	\$155.04

ARIZONA DEPARTMENT OF JUVENILE CORRECTIONS

JUST THE FACTS

Our Vision is to be a nationally recognized leader that advances public safety through the rehabilitation of seriously delinquent youth.

DECEMBER 2023

KATIE HOBBS
GOVERNOR

DOUG SARGENT
DIRECTOR

ARIZONA DEPARTMENT OF
JUVENILE CORRECTIONS
100 North 15th Avenue Suite 103
Phoenix, Arizona 85007
www.azdjcr.gov

This publication provides preliminary data. Please refer to our online reports for the most current statistics. Thank you.

Published January 16, 2024

AGENCY CENSUS

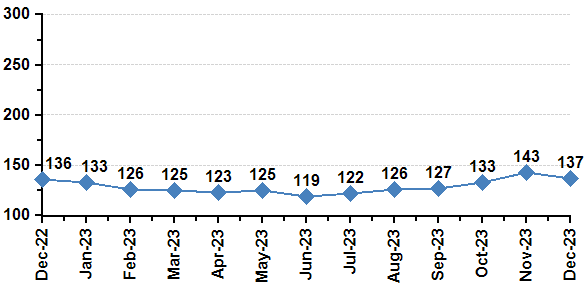
Population as of the last day of the month.

CATEGORY	MALE	FEMALE	TOTAL
Secure Care	124	13	137
Parole – Community Supervision	21	4	25
Parole – Interstate In	59	16	75
Parole – Interstate Out	0	0	0
Parole – Abscond / Warrant	2	0	2
Probation – Interstate Out	1	0	1
TOTAL	207	33	240

The ADJC currently supervises 24 extended jurisdiction youth. There are 21 males, and 0 females in Secure Care as well as 2 males and 1 female on Parole. Dually involved youth, (Department of Child Safety) represents 27 (16.46%) of our Secure Care and Parole populations.

SECURE CARE POPULATION TREND

Content represents a thirteen-month population trend as of the last day of the month. Data reflects a 0.74% increase since December 2022.



SECURE CARE POPULATION DETAIL

Population admissions and releases during the month.

POPULATION AS OF NOVEMBER 30, 2023				143
ADMISSIONS	MALE	FEMALE	TOTAL	
New Commitment	9	0	9	
Parole Violator	0	0	0	
Re-Commitment	0	0	0	
Pending Suspension/Revocation	0	0	0	
TOTAL	9	0	9	
RELEASES	MALE	FEMALE	TOTAL	
Released to Parole	7	1	8	
Aged Out (18-19)	6	0	6	
Convicted as an Adult	1	0	1	
ICE Discharge	0	0	0	
Other	0	0	0	
From Pending Sus/Rev	0	0	0	
TOTAL	14	1	15	
POPULATION AS OF DECEMBER 31, 2023				137

AGENCY RISK LEVELS

Population risk to recidivate based upon the Arizona Juvenile Assessment System (AZYAS) Assessment Tool as of the last day of the month.

CATEGORY	SECURE CARE*		PAROLE**	
Low Risk	28	20.6%	2	7.7%
Moderate Risk	64	47.1%	11	42.3%
High Risk	44	32.4%	13	50.0%
TOTAL	136	100%	26	100%

* At the time this document was published, all youth may not have been assessed.

** Parole includes Community Supervision, Interstate Out and Abscond.

AGENCY PRIOR REFERRALS

The number of times a youth was involved in the juvenile justice system prior to commitment to AZDJC as of the last day of the month.

CATEGORY	SECURE CARE	PAROLE
1 to 3 Referrals	25	4
4 to 6 Referrals	35	6
7 to 9 Referrals	32	5
10 to 12 Referrals	18	8
13 or More Referrals	27	4
TOTAL	137	27

AGENCY PRIOR ADJUDICATIONS

The number of times a youth was involved in the juvenile justice system prior to commitment to AZDJC as of the last day of the month.

CATEGORY	SECURE CARE	PAROLE
1 Adjudication	40	7
2 to 3 Adjudications	62	10
4 to 5 Adjudications	26	7
6 to 7 Adjudications	9	2
8 or More Adjudications	0	1
TOTAL	137	27

AGENCY PRIOR COMMITMENT OFFENSES

The most serious offense committed by the youth prior to commitment to AZDJC as of the last day of the month.

CATEGORY	SECURE CARE	PAROLE
Crimes Against Persons	65	9
Drug Offenses	5	0
Property Offenses	30	8
Other Offenses	17	2
Weapon Offenses	10	4
Public Order Offenses	10	4
Non-Delinquent Offenses	0	0
TOTAL	137	27

CLINICAL SERVICES

During the intake assessment, we identify and prescribe treatment to address criminogenic and non-criminogenic factors. Content represents the minimum treatment duration and number of youth prescribe treatment as of the last day of the month. Youth may be enrolled in more than one program.

CATEGORY	DURATION	YOUTH
Dialectical Behavior Therapy	6 Months	137
Seven Challenges	6 Months	34
Aggression Replacement Therapy	10 Weeks	92
Stages of Accomplishment (1)	6 Months	16
Sex Trafficking Awareness & Recovery (2)	11 Weeks	1

1. Stages of Accomplishment – Individual formalized treatment.
2. Sex Trafficking Awareness & Recovery – Prescribed for female youth only.

EDUCATION SERVICES

Number of youth enrolled in all school programs as of the last day of the month. Youth may be enrolled in more than one program.

CATEGORY	SECURE CARE
Enrolled in School	129
Out to Court / Detention – Not Enrolled in School	4
Enrolled in Career Technical Education	57
Enrolled in IDEA / Section 504 (Special Education)	45
GED Certificates Awarded (FY 24)	7
High School Diplomas Awarded (FY 24)	6

EDUCATION SERVICES WHILE ON PAROLE

Number of youth enrolled in school or work activities while on Parole as of the last day of the month. Youth may be enrolled in more than one program.

CATEGORY	PAROLE
Enrolled in School	9
GED Preparation	7
Post-Secondary School	2
Vocational Training	2
Employment	8

HEALTH SERVICES

Number of health-related services provided to youth throughout the month.

CATEGORY	SECURE CARE
Healthcare Request Forms Received	237
Hospital Admissions	11
Intake / PV Screenings	9
Medical Provider Line	63
Offsite Dental Provider Visits	24
Nursing Line (scheduled and unscheduled)	450
Mental Health (Psychiatric) Provider Visits	29