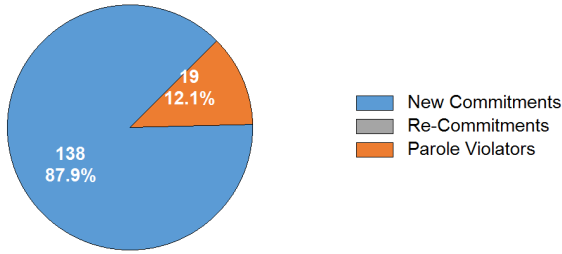


## SECURE CARE COMMITMENT STATUS

Population by commitment status as of the last day of the month.



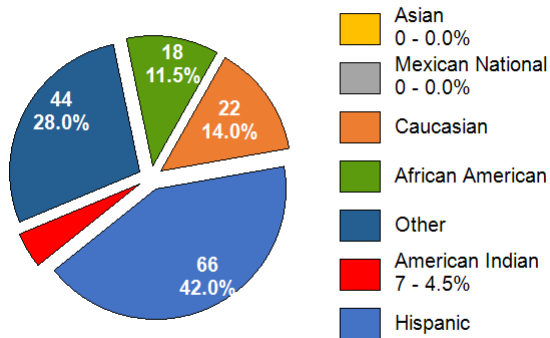
## SECURE CARE COMMITTING COUNTY

Population as of the last day of the month.

| COUNTY       | MALE       | FEMALE    | TOTAL      | PERCENT     |
|--------------|------------|-----------|------------|-------------|
| Apache       | 3          | 0         | 3          | 1.9%        |
| Cochise      | 7          | 0         | 7          | 4.5%        |
| Coconino     | 0          | 0         | 0          | 0.0%        |
| Gila         | 3          | 0         | 3          | 1.9%        |
| Graham       | 4          | 1         | 5          | 3.2%        |
| Greenlee     | 2          | 1         | 3          | 1.9%        |
| La Paz       | 0          | 0         | 0          | 0.0%        |
| Maricopa     | 67         | 6         | 73         | 46.5%       |
| Mohave       | 13         | 2         | 15         | 9.6%        |
| Navajo       | 3          | 0         | 3          | 1.9%        |
| Pima         | 23         | 2         | 25         | 15.9%       |
| Pinal        | 1          | 0         | 1          | 0.6%        |
| Santa Cruz   | 0          | 0         | 0          | 0.0%        |
| Yavapai      | 2          | 1         | 3          | 1.9%        |
| Yuma         | 12         | 4         | 16         | 10.2%       |
| <b>TOTAL</b> | <b>140</b> | <b>17</b> | <b>157</b> | <b>100%</b> |

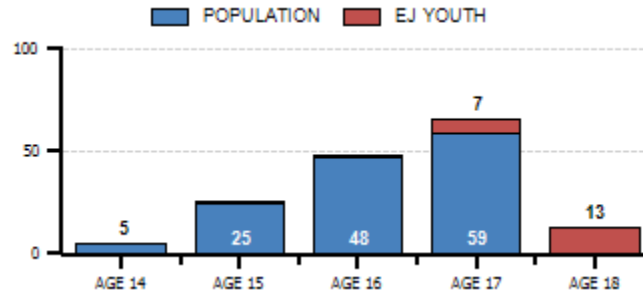
## SECURE CARE ETHNIC DISTRIBUTION

Population as of the last day of the month.



## SECURE CARE AGE DISTRIBUTION

A.R.S. 8-202 requires juvenile courts to retain jurisdiction over a juvenile who is at least 17 years old and who has been adjudicated delinquent, until the person reaches 19 years old. This requires the court to order continued services until the juvenile reaches 19 years old or services are terminated by the court. Content represents population as of the last day of the month, highlighting our Extended Jurisdiction (EJ) youth.



## LENGTH OF STAY

Since July 1, 2023 (FY 24), the ADJC released 120 youth from its population, excluding revocations, who served an average of 8.8 months.

| CATEGORY              | 6 MONTHS OR LESS | 6 TO 12 MONTHS | 12 MONTHS OR GREATER |
|-----------------------|------------------|----------------|----------------------|
| Released to Parole    | 3                | 45             | 6                    |
| Aged Out (18-19)      | 28               | 18             | 14                   |
| Convicted as an Adult | 1                | 2              | 0                    |
| ICE Discharge         | 0                | 0              | 0                    |
| Recalled by Court     | 0                | 0              | 0                    |
| Other                 | 0                | 2              | 1                    |
| <b>TOTAL</b>          | <b>32</b>        | <b>67</b>      | <b>21</b>            |

## RECIDIVISM RATES

Represents youth identified by the year they were released, who returned to custody with AZDJC or ADC following their release from Secure Care.

| LENGTH OF FOLLOW-UP       | NEW OFFENSES & TECHNICAL VIOLATIONS | NEW OFFENSES | SEXUAL OFFENSES |
|---------------------------|-------------------------------------|--------------|-----------------|
| 2022 Releases (12 Months) | 35.1%                               | 19.8%        | 0.0%            |
| 2021 Releases (24 Months) | 36.5%                               | 28.4%        | 0.0%            |
| 2020 Releases (36 Months) | 47.5%                               | 40.0%        | 0.0%            |

## RESTORATIVE JUSTICE

Represents services provided to victims and restitution collected from youth. As of April 30th, 2024, 62 victims (39.49%) are registered.

| CATEGORY                       | THIS MONTH | FY 24 (YTD) |
|--------------------------------|------------|-------------|
| Victims Registered             | 1          | 62          |
| Victim Notifications           | 15         | 135         |
| Victim Notification of Release | 8          | 72          |
| Victim Services Provided       | 130        | 2333        |
| Victim Restitution Collected   | \$14.96    | \$223.86    |

ARIZONA DEPARTMENT OF JUVENILE CORRECTIONS

# JUST THE FACTS

Our Vision is to be a nationally recognized leader that advances public safety through the rehabilitation of seriously delinquent youth.

**APRIL 2024**

**KATIE HOBBS**  
GOVERNOR

**DOUG SARGENT**  
DIRECTOR

ARIZONA DEPARTMENT OF  
JUVENILE CORRECTIONS  
100 North 15th Avenue Suite 103  
Phoenix, Arizona 85007  
[www.azdjcc.gov](http://www.azdjcc.gov)

This publication provides preliminary data. Please refer to our online reports for the most current statistics. Thank you.

Published May 10, 2024

## AGENCY CENSUS

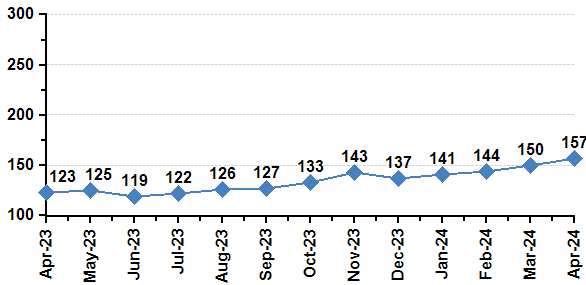
Population as of the last day of the month.

| CATEGORY                       | MALE       | FEMALE    | TOTAL      |
|--------------------------------|------------|-----------|------------|
| Secure Care                    | 140        | 17        | 157        |
| Parole – Community Supervision | 21         | 4         | 25         |
| Parole – Interstate In         | 64         | 14        | 78         |
| Parole – Interstate Out        | 0          | 0         | 0          |
| Parole – Abscond / Warrant     | 2          | 0         | 2          |
| Probation – Interstate Out     | 1          | 0         | 1          |
| <b>TOTAL</b>                   | <b>228</b> | <b>35</b> | <b>263</b> |

The ADJC currently supervises 25 extended jurisdiction youth. There are 17 males, and 1 female in Secure Care as well as 6 males and 1 female on Parole. Dually involved youth, (Department of Child Safety) represents 33 (17.93%) of our Secure Care and Parole populations.

## SECURE CARE POPULATION TREND

Content represents a thirteen-month population trend as of the last day of the month. Data reflects a 27.64% increase since April 2023.



## SECURE CARE POPULATION DETAIL

Population admissions and releases during the month.

| POPULATION AS OF MARCH 31, 2024        |           |          |            |
|--|-----------|----------|------------|
|  | MALE      | FEMALE   | TOTAL      |
| <b>ADMISSIONS</b>                      |           |          |            |
| New Commitment                         | 11        | 1        | 12         |
| Parole Violator                        | 2         | 1        | 3          |
| Re-Commitment                          | 0         | 0        | 0          |
| Pending Suspension/Revocation          | 3         | 0        | 3          |
| <b>TOTAL</b>                           | <b>16</b> | <b>2</b> | <b>18</b>  |
| <b>RELEASES</b>                        |           |          |            |
| Released to Parole                     | 5         | 0        | 5          |
| Aged Out (18-19)                       | 6         | 0        | 6          |
| Convicted as an Adult                  | 0         | 0        | 0          |
| ICE Discharge                          | 0         | 0        | 0          |
| Other                                  | 0         | 0        | 0          |
| From Pending Sus/Rev                   | 0         | 0        | 0          |
| <b>TOTAL</b>                           | <b>11</b> | <b>0</b> | <b>11</b>  |
| <b>POPULATION AS OF APRIL 30, 2024</b> |           |          | <b>157</b> |

## AGENCY RISK LEVELS

Population risk to recidivate based upon the Arizona Juvenile Assessment System (AZYAS) Assessment Tool as of the last day of the month.

| CATEGORY      | SECURE CARE*    | PAROLE**       |
|---------------|-----------------|----------------|
| Low Risk      | 28 18.5%        | 5 20.0%        |
| Moderate Risk | 69 45.7%        | 12 48.0%       |
| High Risk     | 54 35.8%        | 8 32.0%        |
| <b>TOTAL</b>  | <b>151 100%</b> | <b>25 100%</b> |

\* At the time this document was published, all youth may not have been assessed.

\*\* Parole includes Community Supervision, Interstate Out and Abscond.

## AGENCY PRIOR REFERRALS

The number of times a youth was involved in the juvenile justice system prior to commitment to AZDJC as of the last day of the month.

| CATEGORY             | SECURE CARE | PAROLE    |
|----------------------|-------------|-----------|
| 1 to 3 Referrals     | 28          | 6         |
| 4 to 6 Referrals     | 41          | 6         |
| 7 to 9 Referrals     | 33          | 5         |
| 10 to 12 Referrals   | 22          | 7         |
| 13 or More Referrals | 33          | 3         |
| <b>TOTAL</b>         | <b>157</b>  | <b>27</b> |

## AGENCY PRIOR ADJUDICATIONS

The number of times a youth was involved in the juvenile justice system prior to commitment to AZDJC as of the last day of the month.

| CATEGORY                | SECURE CARE | PAROLE    |
|-------------------------|-------------|-----------|
| 1 Adjudication          | 43          | 8         |
| 2 to 3 Adjudications    | 77          | 9         |
| 4 to 5 Adjudications    | 30          | 6         |
| 6 to 7 Adjudications    | 5           | 4         |
| 8 or More Adjudications | 2           | 0         |
| <b>TOTAL</b>            | <b>157</b>  | <b>27</b> |

## AGENCY PRIOR COMMITMENT OFFENSES

The most serious offense committed by the youth prior to commitment to AZDJC as of the last day of the month.

| CATEGORY                | SECURE CARE | PAROLE    |
|-------------------------|-------------|-----------|
| Drug Offenses           | 9           | 0         |
| Weapon Offenses         | 9           | 3         |
| Public Order Offenses   | 8           | 5         |
| Crimes Against Persons  | 69          | 11        |
| Property Offenses       | 38          | 6         |
| Other Offenses          | 24          | 2         |
| Non-Delinquent Offenses | 0           | 0         |
| <b>TOTAL</b>            | <b>157</b>  | <b>27</b> |

## CLINICAL SERVICES

During the intake assessment, we identify and prescribe treatment to address criminogenic and non-criminogenic factors. Content represents the minimum treatment duration and number of youth prescribe treatment as of the last day of the month. Youth may be enrolled in more than one program.

| CATEGORY                                 | DURATION | YOUTH |
|--|----------|-------|
| Dialectical Behavior Therapy             | 6 Months | 157   |
| Seven Challenges                         | 6 Months | 48    |
| Aggression Replacement Therapy           | 10 Weeks | 108   |
| Stages of Accomplishment (1)             | 6 Months | 16    |
| Sex Trafficking Awareness & Recovery (2) | 11 Weeks | 2     |

1. Stages of Accomplishment – Individual formalized treatment.
2. Sex Trafficking Awareness & Recovery – Prescribed for female youth only.

## EDUCATION SERVICES

Number of youth enrolled in all school programs as of the last day of the month. Youth may be enrolled in more than one program.

| CATEGORY   | SECURE CARE |
|--|-------------|
| Enrolled in School                                 | 135         |
| Out to Court / Detention – Not Enrolled in School  | 13          |
| Enrolled in Career Technical Education             | 69          |
| Enrolled in IDEA / Section 504 (Special Education) | 51          |
| GED Certificates Awarded (FY 24)                   | 15          |
| High School Diplomas Awarded (FY 24)               | 9           |

## EDUCATION SERVICES WHILE ON PAROLE

Number of youth enrolled in school or work activities while on Parole as of the last day of the month. Youth may be enrolled in more than one program.

| CATEGORY              | PAROLE |
|-----------------------|--------|
| Enrolled in School    | 6      |
| GED Preparation       | 1      |
| Post-Secondary School | 3      |
| Vocational Training   | 0      |
| Employment            | 7      |

## HEALTH SERVICES

Number of health-related services provided to youth throughout the month.

| CATEGORY                                    | SECURE CARE |
|---|-------------|
| Healthcare Request Forms Received           | 310         |
| Hospital Admissions                         | 4           |
| Intake / PV Screenings                      | 18          |
| Medical Provider Line                       | 102         |
| Offsite Dental Provider Visits              | 31          |
| Nursing Line (scheduled and unscheduled)    | 447         |
| Mental Health (Psychiatric) Provider Visits | 43          |