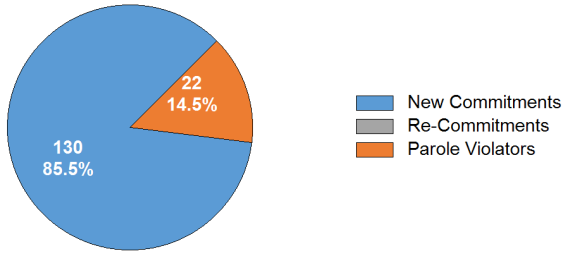


SECURE CARE COMMITMENT STATUS

Population by commitment status as of the last day of the month.



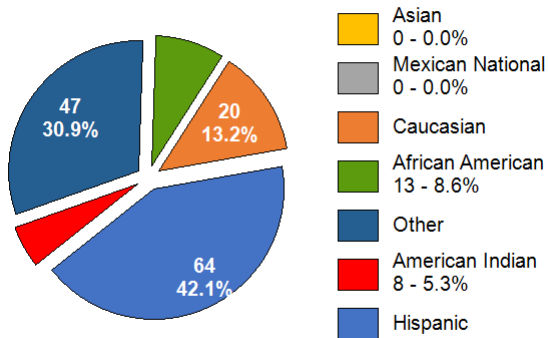
SECURE CARE COMMITTING COUNTY

Population as of the last day of the month.

COUNTY	MALE	FEMALE	TOTAL	PERCENT
Apache	2	0	2	1.3%
Cochise	6	0	6	3.9%
Coconino	0	0	0	0.0%
Gila	2	0	2	1.3%
Graham	4	1	5	3.3%
Greenlee	2	1	3	2.0%
La Paz	0	0	0	0.0%
Maricopa	65	4	69	45.4%
Mohave	12	3	15	9.9%
Navajo	2	0	2	1.3%
Pima	23	2	25	16.4%
Pinal	1	0	1	0.7%
Santa Cruz	1	0	1	0.7%
Yavapai	1	1	2	1.3%
Yuma	15	4	19	12.5%
TOTAL	136	16	152	100%

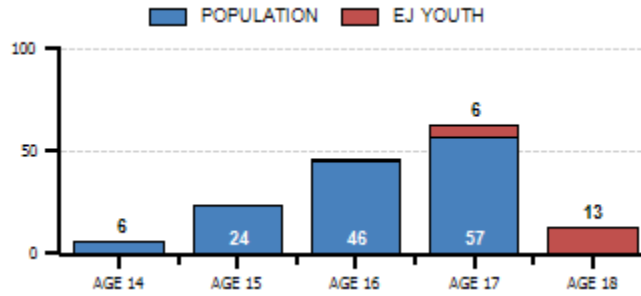
SECURE CARE ETHNIC DISTRIBUTION

Population as of the last day of the month.



SECURE CARE AGE DISTRIBUTION

A.R.S. 8-202 requires juvenile courts to retain jurisdiction over a juvenile who is at least 17 years old and who has been adjudicated delinquent, until the person reaches 19 years old. This requires the court to order continued services until the juvenile reaches 19 years old or services are terminated by the court. Content represents population as of the last day of the month, highlighting our Extended Jurisdiction (EJ) youth.



LENGTH OF STAY

Since July 1, 2023 (FY 24), the ADJC released 148 youth from its population, excluding revocations, who served an average of 9.0 months.

CATEGORY	6 MONTHS OR LESS	6 TO 12 MONTHS	12 MONTHS OR GREATER
Released to Parole	3	61	7
Aged Out (18-19)	30	25	16
Convicted as an Adult	1	2	0
ICE Discharge	0	0	0
Recalled by Court	0	0	0
Other	0	2	1
TOTAL	34	90	24

RECIDIVISM RATES

Represents youth identified by the year they were released, who returned to custody with AZDJC or ADC following their release from Secure Care.

LENGTH OF FOLLOW-UP	NEW OFFENSES & TECHNICAL VIOLATIONS	NEW OFFENSES	SEXUAL OFFENSES
2022 Releases (12 Months)	35.1%	19.8%	0.0%
2021 Releases (24 Months)	36.5%	28.4%	0.0%
2020 Releases (36 Months)	47.5%	40.0%	0.0%

RESTORATIVE JUSTICE

Represents services provided to victims and restitution collected from youth. As of June 30th, 2024, 64 victims (42.11%) are registered.

CATEGORY	THIS MONTH	FY 24 (YTD)
Victims Registered	2	64
Victim Notifications	29	193
Victim Notification of Release	25	111
Victim Services Provided	264	2861
Victim Restitution Collected	\$29.58	\$308.78

ARIZONA DEPARTMENT OF JUVENILE CORRECTIONS

JUST THE FACTS

Our Vision is to be a nationally recognized leader that advances public safety through the rehabilitation of seriously delinquent youth.

JUNE 2024

KATIE HOBBS
GOVERNOR

DOUG SARGENT
DIRECTOR

ARIZONA DEPARTMENT OF
JUVENILE CORRECTIONS
100 North 15th Avenue Suite 103
Phoenix, Arizona 85007
www.azdjcc.gov

This publication provides preliminary data. Please refer to our online reports for the most current statistics. Thank you.

Published July 12, 2024

AGENCY CENSUS

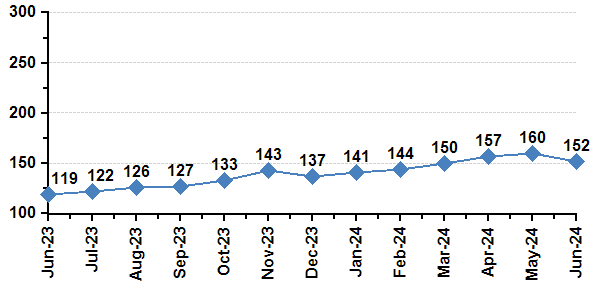
Population as of the last day of the month.

CATEGORY	MALE	FEMALE	TOTAL
Secure Care	136	16	152
Parole – Community Supervision	30	3	33
Parole – Interstate In	64	15	79
Parole – Interstate Out	0	0	0
Parole – Abscond / Warrant	1	0	1
Probation – Interstate Out	2	0	2
TOTAL	233	34	267

The ADJC currently supervises 28 extended jurisdiction youth. There are 19 males, and 1 female in Secure Care as well as 7 males and 1 female on Parole. Dually involved youth, (Department of Child Safety) represents 33 (17.74%) of our Secure Care and Parole populations.

SECURE CARE POPULATION TREND

Content represents a thirteen-month population trend as of the last day of the month. Data reflects a 27.73% increase since June 2023.



SECURE CARE POPULATION DETAIL

Population admissions and releases during the month.

POPULATION AS OF MAY 31, 2024				160
ADMISSIONS	MALE	FEMALE	TOTAL	
New Commitment	8	0	8	
Parole Violator	1	0	1	
Re-Commitment	0	0	0	
Pending Suspension/Revocation	0	0	0	
TOTAL	9	0	9	
RELEASES	MALE	FEMALE	TOTAL	
Released to Parole	12	0	12	
Aged Out (18-19)	3	2	5	
Convicted as an Adult	0	0	0	
ICE Discharge	0	0	0	
Other	0	0	0	
From Pending Sus/Rev	0	0	0	
TOTAL	15	2	17	
POPULATION AS OF JUNE 30, 2024				152

AGENCY RISK LEVELS

Population risk to recidivate based upon the Arizona Juvenile Assessment System (AZYAS) Assessment Tool as of the last day of the month.

CATEGORY	SECURE CARE*	PAROLE**
Low Risk	26 17.2%	8 23.5%
Moderate Risk	63 41.4%	17 50.0%
High Risk	63 41.4%	9 26.5%
TOTAL	152 100%	34 100%

* At the time this document was published, all youth may not have been assessed.

** Parole includes Community Supervision, Interstate Out and Abscond.

AGENCY PRIOR REFERRALS

The number of times a youth was involved in the juvenile justice system prior to commitment to AZDJC as of the last day of the month.

CATEGORY	SECURE CARE	PAROLE
1 to 3 Referrals	24	6
4 to 6 Referrals	37	9
7 to 9 Referrals	33	5
10 to 12 Referrals	24	7
13 or More Referrals	34	7
TOTAL	152	34

AGENCY PRIOR ADJUDICATIONS

The number of times a youth was involved in the juvenile justice system prior to commitment to AZDJC as of the last day of the month.

CATEGORY	SECURE CARE	PAROLE
1 Adjudication	40	9
2 to 3 Adjudications	72	15
4 to 5 Adjudications	32	6
6 to 7 Adjudications	5	4
8 or More Adjudications	3	0
TOTAL	152	34

AGENCY PRIOR COMMITMENT OFFENSES

The most serious offense committed by the youth prior to commitment to AZDJC as of the last day of the month.

CATEGORY	SECURE CARE	PAROLE
Public Order Offenses	9	4
Crimes Against Persons	62	14
Property Offenses	31	10
Other Offenses	29	3
Drug Offenses	11	0
Weapon Offenses	10	3
Non-Delinquent Offenses	0	0
TOTAL	152	34

CLINICAL SERVICES

During the intake assessment, we identify and prescribe treatment to address criminogenic and non-criminogenic factors. Content represents the minimum treatment duration and number of youth prescribe treatment as of the last day of the month. Youth may be enrolled in more than one program.

CATEGORY	DURATION	YOUTH
Dialectical Behavior Therapy	6 Months	152
Seven Challenges	6 Months	53
Aggression Replacement Therapy	10 Weeks	109
Stages of Accomplishment (1)	6 Months	18
Sex Trafficking Awareness & Recovery (2)	11 Weeks	3

1. Stages of Accomplishment – Individual formalized treatment.
2. Sex Trafficking Awareness & Recovery – Prescribed for female youth only.

EDUCATION SERVICES

Number of youth enrolled in all school programs as of the last day of the month. Youth may be enrolled in more than one program.

CATEGORY	SECURE CARE
Enrolled in School	139
Out to Court / Detention – Not Enrolled in School	8
Enrolled in Career Technical Education	84
Enrolled in IDEA / Section 504 (Special Education)	55
GED Certificates Awarded (FY 24)	21
High School Diplomas Awarded (FY 24)	11

EDUCATION SERVICES WHILE ON PAROLE

Number of youth enrolled in school or work activities while on Parole as of the last day of the month. Youth may be enrolled in more than one program.

CATEGORY	PAROLE
Enrolled in School	4
GED Preparation	2
Post-Secondary School	2
Vocational Training	2
Employment	11

HEALTH SERVICES

Number of health-related services provided to youth throughout the month.

CATEGORY	SECURE CARE
Healthcare Request Forms Received	271
Hospital Admissions	10
Intake / PV Screenings	9
Medical Provider Line	88
Offsite Dental Provider Visits	28
Nursing Line (scheduled and unscheduled)	470
Mental Health (Psychiatric) Provider Visits	78