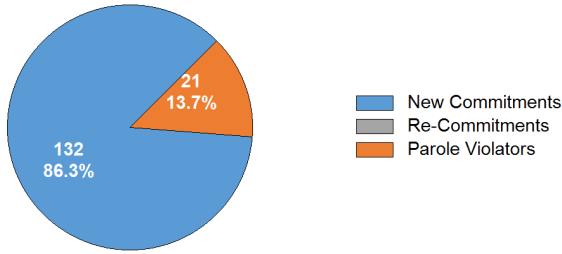


## SECURE CARE COMMITMENT STATUS

Population by commitment status as of the last day of the month.



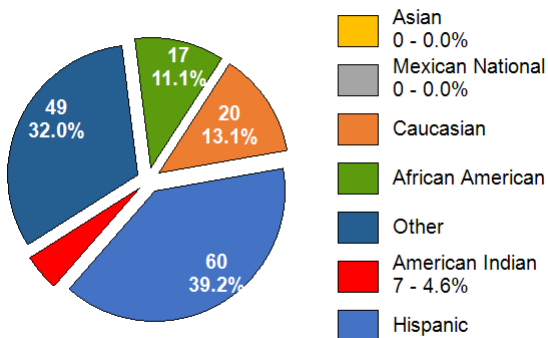
## SECURE CARE COMMITTING COUNTY

Population as of the last day of the month.

COUNTY	MALE	FEMALE	TOTAL	PERCENT
Apache	3	0	3	2.0%
Cochise	5	0	5	3.3%
Coconino	0	0	0	0.0%
Gila	2	0	2	1.3%
Graham	4	1	5	3.3%
Greenlee	1	1	2	1.3%
La Paz	0	0	0	0.0%
Maricopa	68	4	72	47.1%
Mohave	12	3	15	9.8%
Navajo	2	0	2	1.3%
Pima	23	2	25	16.3%
Pinal	0	0	0	0.0%
Santa Cruz	1	0	1	0.7%
Yavapai	1	1	2	1.3%
Yuma	15	4	19	12.4%
<b>TOTAL</b>	<b>137</b>	<b>16</b>	<b>153</b>	<b>100%</b>

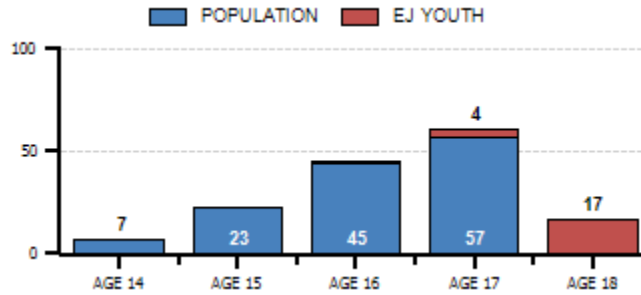
## SECURE CARE ETHNIC DISTRIBUTION

Population as of the last day of the month.



## SECURE CARE AGE DISTRIBUTION

A.R.S. 8-202 requires juvenile courts to retain jurisdiction over a juvenile who is at least 17 years old and who has been adjudicated delinquent, until the person reaches 19 years old. This requires the court to order continued services until the juvenile reaches 19 years old or services are terminated by the court. Content represents population as of the last day of the month, highlighting our Extended Jurisdiction (EJ) youth.



## LENGTH OF STAY

Since July 1, 2024 (FY 25), the ADJC released 13 youth from its population, excluding revocations, who served an average of 10.3 months.

CATEGORY	LESS THAN 6 MONTHS	6 TO 12 MONTHS	12 MONTHS OR GREATER
Released to Parole	1	5	2
Aged Out (18-19)	1	2	2
Convicted as an Adult	0	0	0
ICE Discharge	0	0	0
Recalled by Court	0	0	0
Other	0	0	0
<b>TOTAL</b>	<b>2</b>	<b>7</b>	<b>4</b>

## RECIDIVISM RATES

Represents youth identified by the year they were released, who returned to custody with AZDJC or ADC following their release from Secure Care.

LENGTH OF FOLLOW-UP	NEW OFFENSES & TECHNICAL VIOLATIONS	NEW OFFENSES	SEXUAL OFFENSES
2022 Releases (12 Months)	35.1%	19.8%	0.0%
2021 Releases (24 Months)	36.5%	28.4%	0.0%
2020 Releases (36 Months)	47.5%	40.0%	0.0%

## RESTORATIVE JUSTICE

Represents services provided to victims and restitution collected from youth. As of July 31st, 2024, 44 victims (28.76%) are registered.

CATEGORY	THIS MONTH	FY 25 (YTD)
Victims Registered	44	44
Victim Notifications	12	12
Victim Notification of Release	3	3
Victim Services Provided	218	218
Victim Restitution Collected	\$32.28	\$32.28

ARIZONA DEPARTMENT OF JUVENILE CORRECTIONS

# JUST THE FACTS

Our Vision is to be a nationally recognized leader that advances public safety through the rehabilitation of seriously delinquent youth.

**JULY 2024**

**KATIE HOBBS**  
GOVERNOR

**DOUG SARGENT**  
DIRECTOR

ARIZONA DEPARTMENT OF  
JUVENILE CORRECTIONS  
100 North 15th Avenue Suite 103  
Phoenix, Arizona 85007  
[www.azdjcc.gov](http://www.azdjcc.gov)

This publication provides preliminary data. Please refer to our online reports for the most current statistics. Thank you.

Published August 14, 2024

## AGENCY CENSUS

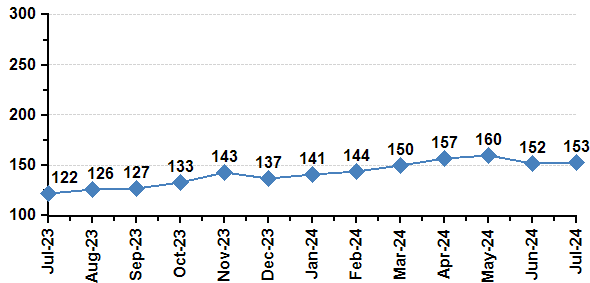
Population as of the last day of the month.

CATEGORY	MALE	FEMALE	TOTAL
Secure Care	137	16	153
Parole – Community Supervision	34	2	36
Parole – Interstate In	66	14	80
Parole – Interstate Out	0	0	0
Parole – Abscond / Warrant	0	0	0
Probation – Interstate Out	2	0	2
<b>TOTAL</b>	<b>239</b>	<b>32</b>	<b>271</b>

The ADJC currently supervises 24 extended jurisdiction youth. There are 17 males, and 1 female in Secure Care as well as 5 males and 1 female on Parole. Dually involved youth, (Department of Child Safety) represents 34 (17.99%) of our Secure Care and Parole populations.

## SECURE CARE POPULATION TREND

Content represents a thirteen-month population trend as of the last day of the month. Data reflects a 25.41% increase since July 2023.



## SECURE CARE POPULATION DETAIL

Population admissions and releases during the month.

POPULATION AS OF JUNE 30, 2024				152
ADMISSIONS	MALE	FEMALE	TOTAL	
New Commitment	12	1	13	
Parole Violator	2	0	2	
Re-Commitment	0	0	0	
Pending Suspension/Revocation	2	0	2	
<b>TOTAL</b>	<b>16</b>	<b>1</b>	<b>17</b>	
RELEASES	MALE	FEMALE	TOTAL	
Released to Parole	10	0	10	
Aged Out (18-19)	5	1	6	
Convicted as an Adult	0	0	0	
ICE Discharge	0	0	0	
Other	0	0	0	
From Pending Sus/Rev	0	0	0	
<b>TOTAL</b>	<b>15</b>	<b>1</b>	<b>16</b>	
POPULATION AS OF JULY 31, 2024				153

## AGENCY RISK LEVELS

Population risk to recidivate based upon the Arizona Juvenile Assessment System (AZYAS) Assessment Tool as of the last day of the month.

CATEGORY	SECURE CARE*	PAROLE**
Low Risk	26 17.0%	9 25.0%
Moderate Risk	62 40.5%	17 47.2%
High Risk	65 42.5%	10 27.8%
<b>TOTAL</b>	<b>153 100%</b>	<b>36 100%</b>

\* At the time this document was published, all youth may not have been assessed.

\*\* Parole includes Community Supervision, Interstate Out and Abscond.

## AGENCY PRIOR REFERRALS

The number of times a youth was involved in the juvenile justice system prior to commitment to AZDJC as of the last day of the month.

CATEGORY	SECURE CARE	PAROLE
1 to 3 Referrals	25	8
4 to 6 Referrals	37	9
7 to 9 Referrals	32	6
10 to 12 Referrals	24	5
13 or More Referrals	35	8
<b>TOTAL</b>	<b>153</b>	<b>36</b>

## AGENCY PRIOR ADJUDICATIONS

The number of times a youth was involved in the juvenile justice system prior to commitment to AZDJC as of the last day of the month.

CATEGORY	SECURE CARE	PAROLE
1 Adjudication	37	11
2 to 3 Adjudications	76	15
4 to 5 Adjudications	31	7
6 to 7 Adjudications	6	3
8 or More Adjudications	3	0
<b>TOTAL</b>	<b>153</b>	<b>36</b>

## AGENCY PRIOR COMMITMENT OFFENSES

The most serious offense committed by the youth prior to commitment to AZDJC as of the last day of the month.

CATEGORY	SECURE CARE	PAROLE
Crimes Against Persons	59	16
Other Offenses	32	4
Property Offenses	31	11
Weapon Offenses	11	3
Drug Offenses	10	1
Public Order Offenses	10	1
Non-Delinquent Offenses	0	0
<b>TOTAL</b>	<b>153</b>	<b>36</b>

## CLINICAL SERVICES

During the intake assessment, we identify and prescribe treatment to address criminogenic and non-criminogenic factors. Content represents the minimum treatment duration and number of youth prescribe treatment as of the last day of the month. Youth may be enrolled in more than one program.

CATEGORY	DURATION	YOUTH
Dialectical Behavior Therapy	6 Months	153
Seven Challenges	6 Months	54
Aggression Replacement Therapy	10 Weeks	109
Stages of Accomplishment (1)	6 Months	16
Sex Trafficking Awareness & Recovery (2)	11 Weeks	3

1. Stages of Accomplishment – Individual formalized treatment.
2. Sex Trafficking Awareness & Recovery – Prescribed for female youth only.

## EDUCATION SERVICES

Number of youth enrolled in all school programs as of the last day of the month. Youth may be enrolled in more than one program.

CATEGORY	SECURE CARE
Enrolled in School	144
Out to Court / Detention – Not Enrolled in School	9
Enrolled in Career Technical Education	80
Enrolled in IDEA / Section 504 (Special Education)	63
GED Certificates Awarded (FY 25)	1
High School Diplomas Awarded (FY 25)	0

## EDUCATION SERVICES WHILE ON PAROLE

Number of youth enrolled in school or work activities while on Parole as of the last day of the month. Youth may be enrolled in more than one program.

CATEGORY	PAROLE
Enrolled in School	7
GED Preparation	3
Post-Secondary School	2
Vocational Training	1
Employment	12

## HEALTH SERVICES

Number of health-related services provided to youth throughout the month.

CATEGORY	SECURE CARE
Healthcare Request Forms Received	304
Hospital Admissions	4
Intake / PV Screenings	15
Medical Provider Line	81
Offsite Dental Provider Visits	48
Nursing Line (scheduled and unscheduled)	477
Mental Health (Psychiatric) Provider Visits	22