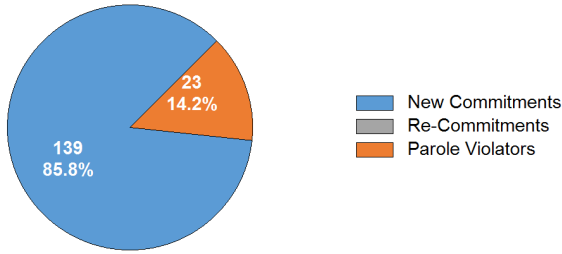


SECURE CARE COMMITMENT STATUS

Population by commitment status as of the last day of the month.



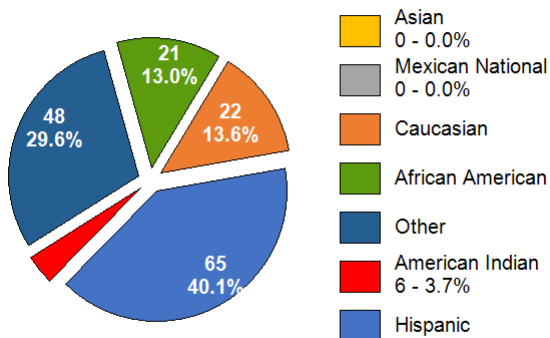
SECURE CARE COMMITTING COUNTY

Population as of the last day of the month.

COUNTY	MALE	FEMALE	TOTAL	PERCENT
Apache	3	0	3	1.9%
Cochise	8	0	8	4.9%
Coconino	0	0	0	0.0%
Gila	2	0	2	1.2%
Graham	4	1	5	3.1%
Greenlee	0	1	1	0.6%
La Paz	0	0	0	0.0%
Maricopa	71	3	74	45.7%
Mohave	19	5	24	14.8%
Navajo	2	0	2	1.2%
Pima	20	1	21	13.0%
Pinal	0	0	0	0.0%
Santa Cruz	1	0	1	0.6%
Yavapai	1	1	2	1.2%
Yuma	15	4	19	11.7%
TOTAL	146	16	162	100%

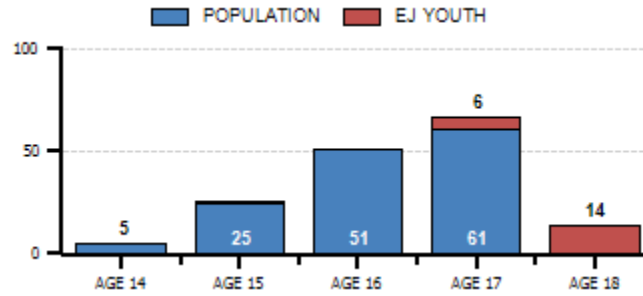
SECURE CARE ETHNIC DISTRIBUTION

Population as of the last day of the month.



SECURE CARE AGE DISTRIBUTION

A.R.S. 8-202 requires juvenile courts to retain jurisdiction over a juvenile who is at least 17 years old and who has been adjudicated delinquent, until the person reaches 19 years old. This requires the court to order continued services until the juvenile reaches 19 years old or services are terminated by the court. Content represents population as of the last day of the month, highlighting our Extended Jurisdiction (EJ) youth.



LENGTH OF STAY

Since July 1, 2024 (FY 25), the ADJC released 24 youth from its population, excluding revocations, who served an average of 11.1 months.

CATEGORY	6 MONTHS OR LESS	6 TO 12 MONTHS	12 MONTHS OR GREATER
Released to Parole	1	8	4
Aged Out (18-19)	3	3	2
Convicted as an Adult	0	1	2
ICE Discharge	0	0	0
Recalled by Court	0	0	0
Other	0	0	0
TOTAL	4	12	8

RECIDIVISM RATES

Represents youth identified by the year they were released, who returned to custody with AZDJC or ADC following their release from Secure Care.

LENGTH OF FOLLOW-UP	NEW OFFENSES & TECHNICAL VIOLATIONS	NEW OFFENSES	SEXUAL OFFENSES
2022 Releases (12 Months)	35.1%	19.8%	0.0%
2021 Releases (24 Months)	36.5%	28.4%	0.0%
2020 Releases (36 Months)	47.5%	40.0%	0.0%

RESTORATIVE JUSTICE

Represents services provided to victims and restitution collected from youth. As of August 31st, 2024, 49 victims (30.25%) are registered.

CATEGORY	THIS MONTH	FY 25 (YTD)
Victims Registered	5	49
Victim Notifications	14	26
Victim Notification of Release	3	6
Victim Services Provided	219	437
Victim Restitution Collected	\$23.32	\$55.60

ARIZONA DEPARTMENT OF JUVENILE CORRECTIONS

JUST THE FACTS

Our Vision is to be a nationally recognized leader that advances public safety through the rehabilitation of seriously delinquent youth.

AUGUST 2024

KATIE HOBBS
GOVERNOR

DOUG SARGENT
DIRECTOR

ARIZONA DEPARTMENT OF
JUVENILE CORRECTIONS
100 North 15th Avenue Suite 103
Phoenix, Arizona 85007
www.azdjcc.gov

This publication provides preliminary data. Please refer to our online reports for the most current statistics. Thank you.

Published September 16, 2024

AGENCY CENSUS

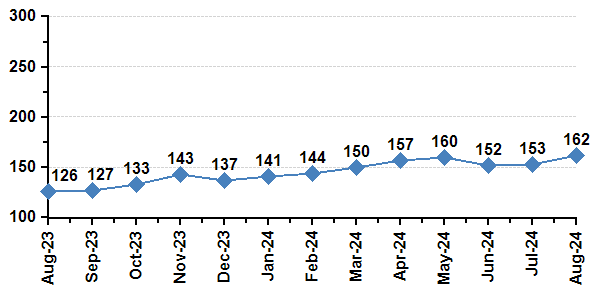
Population as of the last day of the month.

CATEGORY	MALE	FEMALE	TOTAL
Secure Care	146	16	162
Parole – Community Supervision	34	1	35
Parole – Interstate In	68	13	81
Parole – Interstate Out	0	0	0
Parole – Abscond / Warrant	0	0	0
Probation – Interstate Out	1	0	1
TOTAL	249	30	279

The ADJC currently supervises 26 extended jurisdiction youth. There are 19 males, and 1 female in Secure Care as well as 6 males and 0 females on Parole. Dually involved youth, (Department of Child Safety) represents 36 (19.35%) of our Secure Care and Parole populations.

SECURE CARE POPULATION TREND

Content represents a thirteen-month population trend as of the last day of the month. Data reflects a 28.57% increase since August 2023.



SECURE CARE POPULATION DETAIL

Population admissions and releases during the month.

POPULATION AS OF JULY 31, 2024			
			153
ADMISSIONS	MALE	FEMALE	TOTAL
New Commitment	18	1	19
Parole Violator	2	0	2
Re-Commitment	0	0	0
Pending Suspension/Revocation	0	1	1
TOTAL	20	2	22
RELEASES	MALE	FEMALE	TOTAL
Released to Parole	5	1	6
Aged Out (18-19)	2	1	3
Convicted as an Adult	4	0	4
ICE Discharge	0	0	0
Other	0	0	0
From Pending Sus/Rev	0	0	0
TOTAL	11	2	13
POPULATION AS OF AUGUST 31, 2024			
			162

AGENCY RISK LEVELS

Population risk to recidivate based upon the Arizona Juvenile Assessment System (AZYAS) Assessment Tool as of the last day of the month.

CATEGORY	SECURE CARE*		PAROLE**	
Low Risk	26	16.1%	8	22.9%
Moderate Risk	69	42.2%	17	48.6%
High Risk	67	41.6%	10	28.6%
TOTAL	162	100%	35	100%

* At the time this document was published, all youth may not have been assessed.

** Parole includes Community Supervision, Interstate Out and Abscond.

AGENCY PRIOR REFERRALS

The number of times a youth was involved in the juvenile justice system prior to commitment to AZDJC as of the last day of the month.

CATEGORY	SECURE CARE	PAROLE
1 to 3 Referrals	24	8
4 to 6 Referrals	41	10
7 to 9 Referrals	34	6
10 to 12 Referrals	28	4
13 or More Referrals	35	7
TOTAL	162	35

AGENCY PRIOR ADJUDICATIONS

The number of times a youth was involved in the juvenile justice system prior to commitment to AZDJC as of the last day of the month.

CATEGORY	SECURE CARE	PAROLE
1 Adjudication	35	10
2 to 3 Adjudications	85	15
4 to 5 Adjudications	32	7
6 to 7 Adjudications	7	3
8 or More Adjudications	3	0
TOTAL	162	35

AGENCY PRIOR COMMITMENT OFFENSES

The most serious offense committed by the youth prior to commitment to AZDJC as of the last day of the month.

CATEGORY	SECURE CARE	PAROLE
Crimes Against Persons	57	17
Property Offenses	36	7
Other Offenses	33	5
Weapon Offenses	14	3
Public Order Offenses	12	1
Drug Offenses	10	2
Non-Delinquent Offenses	0	0
TOTAL	162	35

CLINICAL SERVICES

During the intake assessment, we identify and prescribe treatment to address criminogenic and non-criminogenic factors. Content represents the minimum treatment duration and number of youth prescribe treatment as of the last day of the month. Youth may be enrolled in more than one program.

CATEGORY	DURATION	YOUTH
Dialectical Behavior Therapy	6 Months	162
Seven Challenges	6 Months	54
Aggression Replacement Therapy	10 Weeks	113
Stages of Accomplishment (1)	6 Months	12
Sex Trafficking Awareness & Recovery (2)	11 Weeks	2

1. Stages of Accomplishment – Individual formalized treatment.

2. Sex Trafficking Awareness & Recovery – Prescribed for female youth only.

EDUCATION SERVICES

Number of youth enrolled in all school programs as of the last day of the month. Youth may be enrolled in more than one program.

CATEGORY	SECURE CARE
Enrolled in School	152
Out to Court / Detention – Not Enrolled in School	10
Enrolled in Career Technical Education	78
Enrolled in IDEA / Section 504 (Special Education)	61
GED Certificates Awarded (FY 25)	1
High School Diplomas Awarded (FY 25)	0

EDUCATION SERVICES WHILE ON PAROLE

Number of youth enrolled in school or work activities while on Parole as of the last day of the month. Youth may be enrolled in more than one program.

CATEGORY	PAROLE
Enrolled in School	12
GED Preparation	3
Post-Secondary School	1
Vocational Training	2
Employment	9

HEALTH SERVICES

Number of health-related services provided to youth throughout the month.

CATEGORY	SECURE CARE
Healthcare Request Forms Received	305
Hospital Admissions	4
Intake / PV Screenings	19
Medical Provider Line	82
Offsite Dental Provider Visits	45
Nursing Line (scheduled and unscheduled)	553
Mental Health (Psychiatric) Provider Visits	36