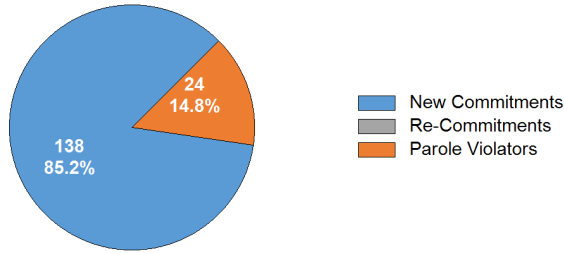


## SECURE CARE COMMITMENT STATUS

Population by commitment status as of the last day of the month.



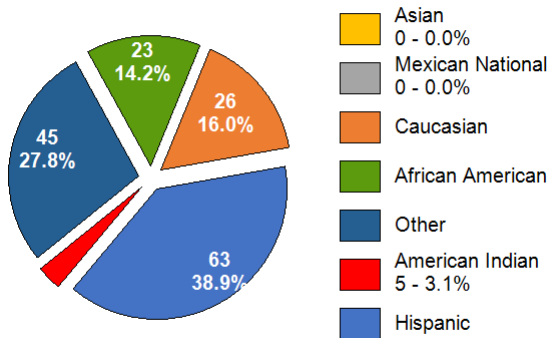
## SECURE CARE COMMITTING COUNTY

Population as of the last day of the month.

COUNTY	MALE	FEMALE	TOTAL	PERCENT
Apache	4	0	4	2.5%
Cochise	7	0	7	4.3%
Coconino	0	0	0	0.0%
Gila	0	0	0	0.0%
Graham	5	0	5	3.1%
Greenlee	0	1	1	0.6%
La Paz	0	0	0	0.0%
Maricopa	71	5	76	46.9%
Mohave	21	2	23	14.2%
Navajo	2	0	2	1.2%
Pima	22	0	22	13.6%
Pinal	1	0	1	0.6%
Santa Cruz	1	0	1	0.6%
Yavapai	1	1	2	1.2%
Yuma	13	5	18	11.1%
<b>TOTAL</b>	<b>148</b>	<b>14</b>	<b>162</b>	<b>100%</b>

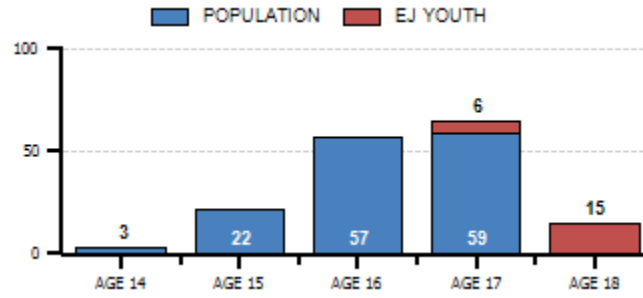
## SECURE CARE ETHNIC DISTRIBUTION

Population as of the last day of the month.



## SECURE CARE AGE DISTRIBUTION

A.R.S. 8-202 requires juvenile courts to retain jurisdiction over a juvenile who is at least 17 years old and who has been adjudicated delinquent, until the person reaches 19 years old. This requires the court to order continued services until the juvenile reaches 19 years old or services are terminated by the court. Content represents population as of the last day of the month, highlighting our Extended Jurisdiction (EJ) youth.



## LENGTH OF STAY

Since July 1, 2024 (FY 25), the ADJC released 50 youth from its population, excluding revocations, who served an average of 11.1 months.

CATEGORY	LESS THAN 6 MONTHS	6 TO 12 MONTHS	12 MONTHS OR GREATER
Released to Parole	1	14	8
Aged Out (18-19)	6	10	8
Convicted as an Adult	0	1	2
ICE Discharge	0	0	0
Recalled by Court	0	0	0
Other	0	0	0
<b>TOTAL</b>	<b>7</b>	<b>25</b>	<b>18</b>

## RECIDIVISM RATES

Represents youth identified by the year they were released, who returned to custody with AZDJC or ADC following their release from Secure Care.

LENGTH OF FOLLOW-UP	NEW OFFENSES & TECHNICAL VIOLATIONS	NEW OFFENSES	SEXUAL OFFENSES
2023 Releases (12 Months)	35.2%	25.8%	0.0%
2022 Releases (24 Months)	49.5%	32.1%	0.0%
2021 Releases (36 Months)	41.2%	32.7%	0.0%

## RESTORATIVE JUSTICE

Represents services provided to victims and restitution collected from youth. As of November 30th, 2024, 58 victims (35.80%) are registered.

CATEGORY	THIS MONTH	FY 25 (YTD)
Victims Registered	5	58
Victim Notifications	18	71
Victim Notification of Release	9	32
Victim Services Provided	127	953
Victim Restitution Collected	\$45.70	\$163.56

ARIZONA DEPARTMENT OF JUVENILE CORRECTIONS

# JUST THE FACTS

Our Vision is to make Arizona's communities safer by delivering effective rehabilitative services to the young people entrusted to our care.

## NOVEMBER 2024

**KATIE HOBBS**  
GOVERNOR

**DOUG SARGENT**  
DIRECTOR

ARIZONA DEPARTMENT OF  
JUVENILE CORRECTIONS

100 North 15th Avenue Suite 103 Phoenix,  
Arizona 85007  
[www.azdjc.gov](http://www.azdjc.gov)

This publication provides preliminary data. Please refer to our online reports for the most current statistics. Thank you.  
Published December 10, 2024

## AGENCY CENSUS

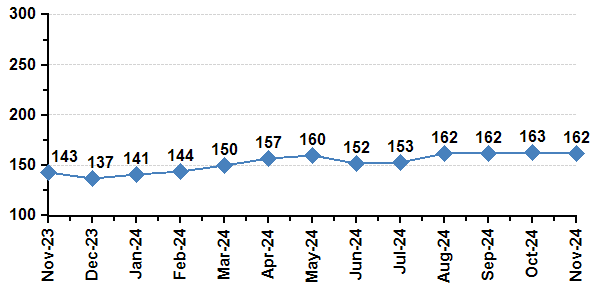
Population as of the last day of the month.

CATEGORY	MALE	FEMALE	TOTAL
Secure Care	148	14	162
Parole – Community Supervision	19	1	20
Parole – Interstate In	68	16	84
Parole – Interstate Out	0	0	0
Parole – Abscond / Warrant	0	0	0
Probation – Interstate Out	0	0	0
<b>TOTAL</b>	<b>235</b>	<b>31</b>	<b>266</b>

The ADJC currently supervises 23 extended jurisdiction youth. There are 18 males, and 1 female in Secure Care as well as 4 males and 0 females on Parole. Dually involved youth, (Department of Child Safety) represents 35 (19.23%) of our Secure Care and Parole populations.

## SECURE CARE POPULATION TREND

Content represents a thirteen-month population trend as of the last day of the month. Data reflects a 13.29% increase since November 2023.



## SECURE CARE POPULATION DETAIL

Population admissions and releases during the month.

POPULATION AS OF OCTOBER 31, 2024				163
ADMISSIONS	MALE	FEMALE	TOTAL	
New Commitment	7	0	7	
Parole Violator	2	0	2	
Re-Commitment	0	0	0	
Pending Suspension/Revocation	2	1	3	
<b>TOTAL</b>	<b>11</b>	<b>1</b>	<b>12</b>	
RELEASES	MALE	FEMALE	TOTAL	
Released to Parole	1	1	2	
Aged Out (18-19)	7	3	10	
Convicted as an Adult	0	0	0	
ICE Discharge	0	0	0	
Other	0	0	0	
From Pending Sus/Rev	1	0	1	
<b>TOTAL</b>	<b>9</b>	<b>4</b>	<b>13</b>	
POPULATION AS OF NOVEMBER 30, 2024				162

## AGENCY RISK LEVELS

Population risk to recidivate based upon the Arizona Juvenile Assessment System (AZYAS) Assessment Tool as of the last day of the month.

CATEGORY	SECURE CARE*	PAROLE**
Low Risk	32 19.9%	4 20.0%
Moderate Risk	63 39.1%	10 50.0%
High Risk	66 41.0%	6 30.0%
<b>TOTAL</b>	<b>161 100%</b>	<b>20 100%</b>

\* At the time this document was published, all youth may not have been assessed.

\*\* Parole includes Community Supervision, Interstate Out and Abscond.

## AGENCY PRIOR REFERRALS

The number of times a youth was involved in the juvenile justice system prior to commitment to AZDJC as of the last day of the month.

CATEGORY	SECURE CARE	PAROLE
1 to 3 Referrals	23	5
4 to 6 Referrals	44	5
7 to 9 Referrals	32	6
10 to 12 Referrals	28	1
13 or More Referrals	35	3
<b>TOTAL</b>	<b>162</b>	<b>20</b>

## AGENCY PRIOR ADJUDICATIONS

The number of times a youth was involved in the juvenile justice system prior to commitment to AZDJC as of the last day of the month.

CATEGORY	SECURE CARE	PAROLE
1 Adjudication	40	4
2 to 3 Adjudications	79	9
4 to 5 Adjudications	31	7
6 to 7 Adjudications	11	0
8 or More Adjudications	1	0
<b>TOTAL</b>	<b>162</b>	<b>20</b>

## AGENCY PRIOR COMMITMENT OFFENSES

The most serious offense committed by the youth prior to commitment to AZDJC as of the last day of the month.

CATEGORY	SECURE CARE	PAROLE
Crimes Against Persons	57	8
Property Offenses	35	3
Other Offenses	31	5
Public Order Offenses	15	1
Weapon Offenses	13	1
Drug Offenses	11	2
Non-Delinquent Offenses	0	0
<b>TOTAL</b>	<b>162</b>	<b>20</b>

## CLINICAL SERVICES

During the intake assessment, we identify and prescribe treatment to address criminogenic and non-criminogenic factors. Content represents the minimum treatment duration and number of youth prescribe treatment as of the last day of the month. Youth may be enrolled in more than one program.

CATEGORY	DURATION	YOUTH
Dialectical Behavior Therapy	6 Months	162
Seven Challenges	6 Months	53
Aggression Replacement Therapy	10 Weeks	116
Stages of Accomplishment (1)	6 Months	14
Sex Trafficking Awareness & Recovery (2)	11 Weeks	1

1. Stages of Accomplishment – Individual formalized treatment.
2. Sex Trafficking Awareness & Recovery – Prescribed for female youth only.

## EDUCATION SERVICES

Number of youth enrolled in all school programs as of the last day of the month. Youth may be enrolled in more than one program.

CATEGORY	SECURE CARE
Enrolled in School	151
Out to Court / Detention – Not Enrolled in School	11
Enrolled in Career Technical Education	34
Enrolled in IDEA / Section 504 (Special Education)	60
GED Certificates Awarded (FY 25)	6
High School Diplomas Awarded (FY 25)	4

## EDUCATION SERVICES WHILE ON PAROLE

Number of youth enrolled in school or work activities while on Parole as of the last day of the month. Youth may be enrolled in more than one program.

CATEGORY	PAROLE
Enrolled in School	12
GED Preparation	0
Post-Secondary School	0
Vocational Training	1
Employment	7

## HEALTH SERVICES

Number of health-related services provided to youth throughout the month.

CATEGORY	SECURE CARE
Healthcare Request Forms Received	391
Hospital Admissions	1
Intake / PV Screenings	12
Medical Provider Line	167
Offsite Dental Provider Visits	48
Nursing Line (scheduled and unscheduled)	583
Mental Health (Psychiatric) Provider Visits	79