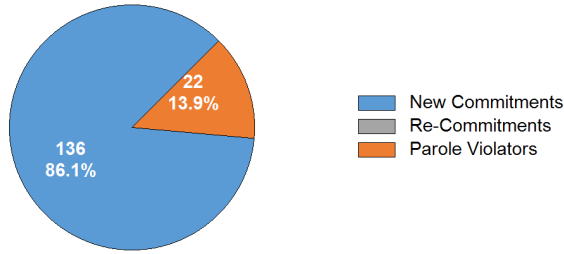


SECURE CARE COMMITMENT STATUS

Population by commitment status as of the last day of the month.



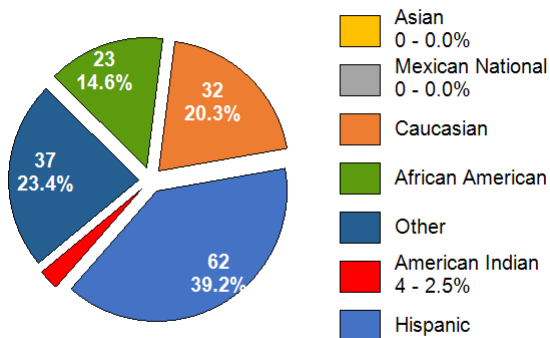
SECURE CARE COMMITTING COUNTY

Population as of the last day of the month.

COUNTY	MALE	FEMALE	TOTAL	PERCENT
Apache	2	0	2	1.3%
Cochise	7	0	7	4.4%
Coconino	0	0	0	0.0%
Gila	0	0	0	0.0%
Graham	6	0	6	3.8%
Greenlee	1	1	2	1.3%
La Paz	0	0	0	0.0%
Maricopa	65	5	70	44.3%
Mohave	23	3	26	16.5%
Navajo	1	0	1	0.6%
Pima	23	0	23	14.6%
Pinal	3	0	3	1.9%
Santa Cruz	0	0	0	0.0%
Yavapai	1	0	1	0.6%
Yuma	11	6	17	10.8%
TOTAL	143	15	158	100%

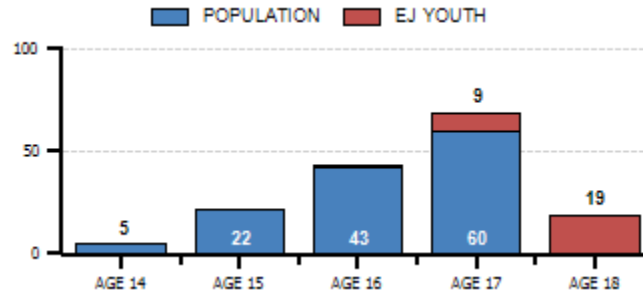
SECURE CARE ETHNIC DISTRIBUTION

Population as of the last day of the month.



SECURE CARE AGE DISTRIBUTION

A.R.S. 8-202 requires juvenile courts to retain jurisdiction over a juvenile who is at least 17 years old and who has been adjudicated delinquent, until the person reaches 19 years old. This requires the court to order continued services until the juvenile reaches 19 years old or services are terminated by the court. Content represents population as of the last day of the month, highlighting our Extended Jurisdiction (EJ) youth.



LENGTH OF STAY

Since July 1, 2024 (FY 25), the ADJC released 80 youth from its population, excluding revocations, who served an average of 10.8 months.

CATEGORY	LESS THAN 6 MONTHS	6 TO 12 MONTHS	12 MONTHS OR GREATER
Released to Parole	1	27	11
Aged Out (18-19)	9	15	11
Convicted as an Adult	0	1	3
ICE Discharge	0	0	0
Recalled by Court	0	0	0
Other	0	2	0
TOTAL	10	45	25

RECIDIVISM RATES

Represents youth identified by the year they were released, who returned to custody with AZDJC or ADC following their release from Secure Care.

LENGTH OF FOLLOW-UP	NEW OFFENSES & TECHNICAL VIOLATIONS	NEW OFFENSES	SEXUAL OFFENSES
2023 Releases (12 Months)	35.2%	25.8%	0.0%
2022 Releases (24 Months)	49.5%	32.1%	0.0%
2021 Releases (36 Months)	41.2%	32.7%	0.0%

RESTORATIVE JUSTICE

Represents services provided to victims and restitution collected from youth. As of February 28th, 2025, 64 victims (40.51%) are registered.

CATEGORY	THIS MONTH	FY 25 (YTD)
Victims Registered	4	64
Victim Notifications	23	114
Victim Notification of Release	9	47
Victim Services Provided	267	1521
Victim Restitution Collected	\$49.14	\$335.02

ARIZONA DEPARTMENT OF JUVENILE CORRECTIONS

JUST THE FACTS

Our Vision is to make Arizona's communities safer by delivering effective rehabilitative services to the young people entrusted to our care.

FEBRUARY 2025

KATIE HOBBS
GOVERNOR

DOUG SARGENT
DIRECTOR

ARIZONA DEPARTMENT OF
JUVENILE CORRECTIONS

100 North 15th Avenue Suite 103 Phoenix,
Arizona 85007
www.azdjc.gov

This publication provides preliminary data. Please refer to our online reports for the most current statistics. Thank you.

Published March 13, 2025

AGENCY CENSUS

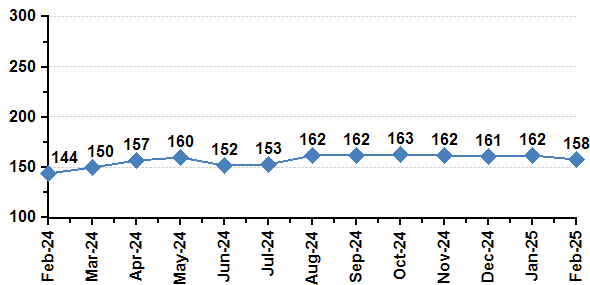
Population as of the last day of the month.

CATEGORY	MALE	FEMALE	TOTAL
Secure Care	143	15	158
Parole – Community Supervision	29	0	29
Parole – Interstate In	86	15	101
Parole – Interstate Out	0	0	0
Parole – Abscond / Warrant	0	0	0
Probation – Interstate Out	0	0	0
TOTAL	258	30	288

The ADJC currently supervises 32 extended jurisdiction youth. There are 25 males, and 1 female in Secure Care as well as 6 males and 0 females on Parole. Dually involved youth, (Department of Child Safety) represents 30 (16.04%) of our Secure Care and Parole populations.

SECURE CARE POPULATION TREND

Content represents a thirteen-month population trend as of the last day of the month. Data reflects a 9.72% increase since February 2024.



SECURE CARE POPULATION DETAIL

Population admissions and releases during the month.

POPULATION AS OF JANUARY 31, 2025			
	MALE	FEMALE	TOTAL
ADMISSIONS			
New Commitment	9	0	9
Parole Violator	0	0	0
Re-Commitment	0	0	0
Pending Suspension/Revocation	1	0	1
TOTAL	10	0	10
RELEASES			
Released to Parole	5	0	5
Aged Out (18-19)	5	0	5
Convicted as an Adult	1	0	1
ICE Discharge	0	0	0
Other	2	0	2
From Pending Sus/Rev	1	0	1
TOTAL	14	0	14
POPULATION AS OF FEBRUARY 28, 2025			158

AGENCY RISK LEVELS

Population risk to recidivate based upon the Arizona Juvenile Assessment System (AZYAS) Assessment Tool as of the last day of the month.

CATEGORY	SECURE CARE*	PAROLE**
Low Risk	33 20.9%	4 13.8%
Moderate Risk	56 35.4%	18 62.1%
High Risk	69 43.7%	7 24.1%
TOTAL	158 100%	29 100%

* At the time this document was published, all youth may not have been assessed.

** Parole includes Community Supervision, Interstate Out and Abscond.

AGENCY PRIOR REFERRALS

The number of times a youth was involved in the juvenile justice system prior to commitment to AZDJC as of the last day of the month.

CATEGORY	SECURE CARE	PAROLE
1 to 3 Referrals	22	4
4 to 6 Referrals	39	11
7 to 9 Referrals	33	8
10 to 12 Referrals	28	3
13 or More Referrals	36	3
TOTAL	158	29

AGENCY PRIOR ADJUDICATIONS

The number of times a youth was involved in the juvenile justice system prior to commitment to AZDJC as of the last day of the month.

CATEGORY	SECURE CARE	PAROLE
1 Adjudication	41	5
2 to 3 Adjudications	72	18
4 to 5 Adjudications	33	4
6 to 7 Adjudications	11	2
8 or More Adjudications	1	0
TOTAL	158	29

AGENCY PRIOR COMMITMENT OFFENSES

The most serious offense committed by the youth prior to commitment to AZDJC as of the last day of the month.

CATEGORY	SECURE CARE	PAROLE
Weapon Offenses	9	3
Crimes Against Persons	52	9
Property Offenses	42	7
Other Offenses	32	7
Public Order Offenses	13	1
Drug Offenses	10	2
Non-Delinquent Offenses	0	0
TOTAL	158	29

CLINICAL SERVICES

During the intake assessment, we identify and prescribe treatment to address criminogenic and non-criminogenic factors. Content represents the minimum treatment duration and number of youth prescribe treatment as of the last day of the month. Youth may be enrolled in more than one program.

CATEGORY	DURATION	YOUTH
Dialectical Behavior Therapy	6 Months	158
Seven Challenges	6 Months	56
Aggression Replacement Therapy	10 Weeks	119
Stages of Accomplishment (1)	6 Months	13
Sex Trafficking Awareness & Recovery (2)	11 Weeks	0

1. Stages of Accomplishment – Individual formalized treatment.

2. Sex Trafficking Awareness & Recovery – Prescribed for female youth only.

EDUCATION SERVICES

Number of youth enrolled in all school programs as of the last day of the month. Youth may be enrolled in more than one program.

CATEGORY	SECURE CARE
Enrolled in School	152
Out to Court / Detention – Not Enrolled in School	6
Enrolled in Career Technical Education	39
Enrolled in IDEA / Section 504 (Special Education)	62
GED Certificates Awarded (FY 25)	13
High School Diplomas Awarded (FY 25)	4

EDUCATION SERVICES WHILE ON PAROLE

Number of youth enrolled in school or work activities while on Parole as of the last day of the month. Youth may be enrolled in more than one program.

CATEGORY	PAROLE
Enrolled in School	10
GED Preparation	2
Post-Secondary School	4
Vocational Training	1
Employment	4

HEALTH SERVICES

Number of health-related services provided to youth throughout the month.

CATEGORY	SECURE CARE
Healthcare Request Forms Received	216
Hospital Admissions	1
Intake / PV Screenings	10
Medical Provider Line	203
Offsite Dental Provider Visits	46
Nursing Line (scheduled and unscheduled)	571
Mental Health (Psychiatric) Provider Visits	106