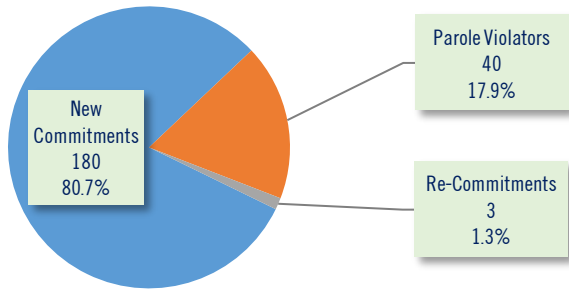


SECURE CARE COMMITMENT STATUS

Population by commitment status as of the last day of the month.



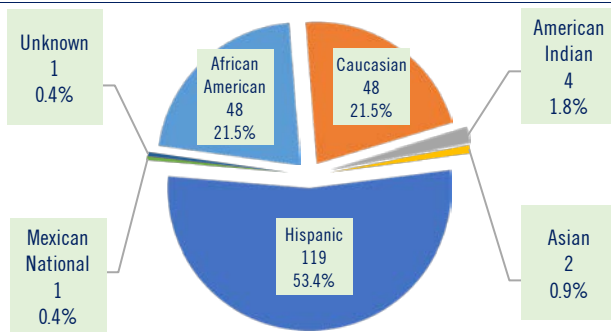
SECURE CARE COMMITTING COUNTY

Population as of the last day of the month.

COUNTY	MALE	FEMALE	TOTAL	PERCENT
Apache	1	1	2	0.9%
Cochise	7	0	7	3.1%
Coconino	3	0	3	1.3%
Gila	4	0	4	1.8%
Graham	4	0	4	1.8%
Greenlee	1	1	2	0.9%
La Paz	0	0	0	0.0%
Maricopa	124	11	135	60.5%
Mohave	9	1	10	4.5%
Navajo	0	0	0	0.0%
Pima	17	0	17	7.6%
Pinal	7	0	7	3.1%
Santa Cruz	6	0	6	2.7%
Yavapai	10	1	11	4.9%
Yuma	14	1	15	6.7%
TOTAL	207	16	223	100%

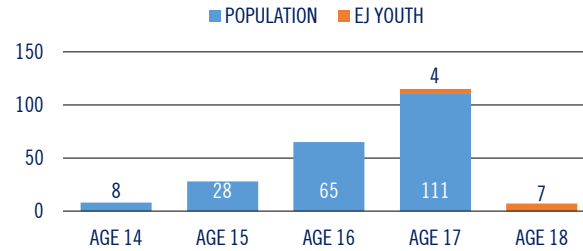
SECURE CARE ETHNIC DISTRIBUTION

Population as of the last day of the month.



SECURE CARE AGE DISTRIBUTION

HB 2356 (Extended Jurisdiction) requires juvenile courts to retain jurisdiction over a juvenile who is at least 17 years old and has been adjudicated delinquent, until the person reaches 19 years old. This requires the court to order continued services until the juvenile reaches 19 years old or services are terminated by the court. Content represents population as of the last day of the month, highlighting our Extended Jurisdiction (EJ) youth.



LENGTH OF STAY

Since July 1, 2019 (FY 2020), AZDJC released 16 youth from its population, who served an average of 5.7 months.

CATEGORY	6 MONTHS OR LESS	6 TO 12 MONTHS	12 MONTHS OR GREATR
Released to Parole	3	5	1
Aged Out (18-19)	3	3	0
Transfer to Adult	1	0	0
ICE Discharge	0	0	0
Recalled by Court	0	0	0
TOTAL	7	8	1

RECIDIVISM RATES

Represents youth identified by the year they were released, who returned to custody with AZDJC or ADC following their release from Secure Care.

LENGTH OF FOLLOW-UP	NEW OFFENSES & TECHNICAL VIOLATIONS	NEW OFFENSES	SEXUAL OFFENSES
2017 Releases (12 Months)	34.6%	23.4%	0.0%
2016 Releases (24 Months)	42.0%	29.5%	1.9%
2015 Releases (36 Months)	49.8%	41.7%	0.0%

RESTORATIVE JUSTICE

Services provided to victims and restitution collected from youth.

CATEGORY	THIS MONTH	FY 20 (YTD)
Victims Registered	1	1
Victim Notifications	33	33
Victim Notification of Release	3	3
Victim Services Provided	263	263
Victim Restitution Collected	\$557.94	\$557.94

ARIZONA DEPARTMENT OF JUVENILE CORRECTIONS

JUST THE FACTS

Our Vision is to be a nationally recognized leader that advances public safety through the rehabilitation of seriously delinquent youth.

JULY 2019

DOUGLAS A. DUCEY
GOVERNOR

JEFF HOOD
DIRECTOR

ARIZONA DEPARTMENT
OF JUVENILE CORRECTIONS
1624 West Adams Street
Phoenix, Arizona 85007
www.azdjc.gov

This publication provides preliminary data. Please refer to our online reports for the most current statistics. Thank you.

Published: August 20, 2019

AGENCY CENSUS

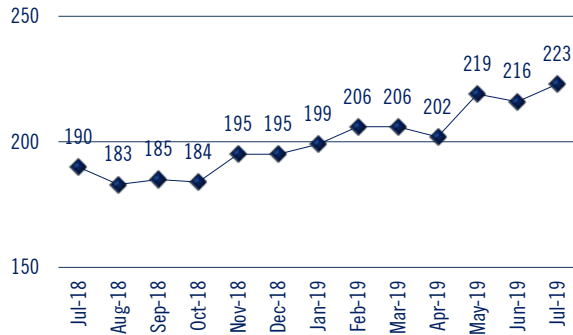
Population as of the last day of the month.

CATEGORY	MALE	FEMALE	TOTAL
Secure Care	207	16	223
Parole – Community Supervision	28	2	30
Parole – Interstate In	51	13	64
Parole – Interstate Out	2	0	2
Parole – Abscond / Warrant Status	9	0	9
Probation – Interstate Out	45	13	58
TOTAL	342	44	386

Dually adjudicated youth represent 48 or 14.6% of our Secure Care and Parole populations.

SECURE CARE POPULATION TREND

Content represents a thirteen-month population trend as of the last day of the month. Data reflects a 17.4% increase since July 31, 2018.



SECURE CARE POPULATION DETAIL

Population admissions and releases during the month.

POPULATION AS OF JUNE 30, 2019			
			216
ADMISSIONS	MALE	FEMALE	TOTAL
New Commitment	15	0	15
Parole Violator	8	0	8
Re-Commitment	0	0	0
TOTAL	23	0	23
RELEASES	MALE	FEMALE	TOTAL
Released to Parole	9	0	9
Aged Out (18-19)	6	0	6
Convicted as an Adult	0	1	1
ICE Discharge	0	0	0
TOTAL	15	1	16
POPULATION AS OF JULY 31, 2019			
			223

AGENCY RISK LEVELS

Population risk to recidivate based upon the Arizona Juvenile Assessment System (AZYAS) Assessment Tool as of the last day of the month.

CATEGORY	SECURE CARE	PAROLE ⁽¹⁾
Low Risk	25 11%	7 17%
Medium Risk	98 44%	22 54%
High Risk	100 44%	12 29%
TOTAL	223 99%	41 100%

¹ Parole includes Community Supervision, Interstate Out and Abscond.

AGENCY PRIOR REFERRALS

The number of times a youth was involved in the juvenile justice system prior to commitment to AZDJC as of the last day of the month.

CATEGORY	SECURE CARE	PAROLE
1 to 3 Referrals	13	4
4 to 6 Referrals	47	5
7 to 9 Referrals	45	7
10 to 12 Referrals	27	7
13 or More Referrals	91	18
TOTAL	223	41

AGENCY PRIOR ADJUDICATIONS

The number of times a youth was adjudicated delinquent prior to commitment to AZDJC as of the last day of the month.

CATEGORY	SECURE CARE	PAROLE
1 Adjudication	10	3
2 to 3 Adjudications	71	11
4 to 5 Adjudications	70	12
6 to 7 Adjudications	40	4
8 or More Adjudications	32	11
TOTAL	223	41

AGENCY PRIOR COMMITMENT OFFENSES

The most serious offense committed by the youth prior to commitment to AZDJC as of the last day of the month.

CATEGORY	SECURE CARE	PAROLE
Property Offenses	67	12
Crimes Against Persons	69	15
Drug Offenses	18	6
Weapon Offenses	12	0
Public Order Offenses	20	3
Non-Delinquent Offenses	27	5
Other Offenses	10	0
TOTAL	223	41

CLINICAL SERVICES

During the intake assessment, we identify and prescribe treatment to address criminogenic and non-criminogenic factors. Content represents the minimum treatment duration and number of youth prescribe treatment as of the last day of the month. Youth may be enrolled in more than one program.

CATEGORY	DURATION	YOUTH
Dialectical Behavior Therapy	6 Months	221
Seven Challenges	6 Months	146
Aggression Replacement Therapy	10 Weeks	203
Stages of Accomplishment ⁽¹⁾	6 Months	22
Sex Trafficking Awareness & Recovery ⁽²⁾	11 Weeks	5

¹ Stages of Accomplishment – Individual formalized treatment.

² Sex Trafficking Awareness & Recovery – Prescribed for female youth only.

EDUCATION SERVICES

Number of youth enrolled in all school programs as of the last day of the month. Youth may be enrolled in more than one program.

CATEGORY	SECURE CARE
Enrolled in School	186
Out to Court / Detention – Not Enrolled in School	19
Enrolled in Career Technical Education	74
Enrolled in IDEA / Section 504 (Special Education)	44
GED Certificates Awarded (FY 20)	4
High School Diplomas Awarded (FY 20)	0

EDUCATION SERVICES WHILE ON PAROLE

Number of youth enrolled in school or work activities while on Parole as of the last day of the month. Youth may be enrolled in more than one program.

CATEGORY	PAROLE
Enrolled in School	32
GED Preparation	2
Post-Secondary School	0
Vocational Training	0
Employment	14

HEALTH SERVICES

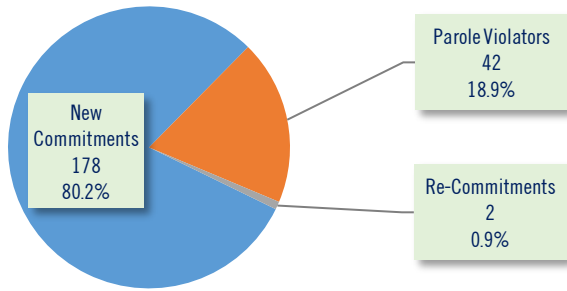
Number of health-related services provided to youth throughout the month.

CATEGORY	SECURE CARE
Hospital Admissions	0
Intake Medical / Dental Screenings	26
Medical Provider Visits	127
Dental Provider Visits	83
Nursing Contacts*	1,008
Mental Health (Psychiatric) Provider Visits	72

*Contact includes sick calls, blood work, treatment and screenings.

SECURE CARE COMMITMENT STATUS

Population by commitment status as of the last day of the month.



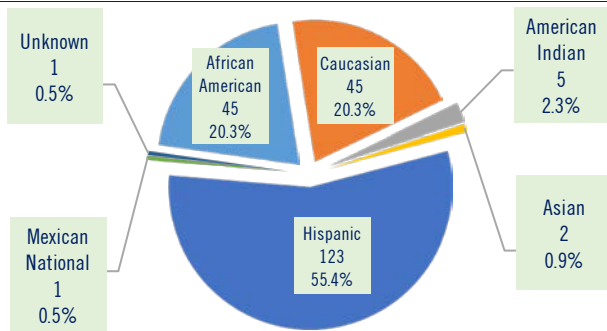
SECURE CARE COMMITTING COUNTY

Population as of the last day of the month.

COUNTY	MALE	FEMALE	TOTAL	PERCENT
Apache	1	1	2	0.9%
Cochise	7	1	8	3.6%
Coconino	3	0	3	1.4%
Gila	3	0	3	1.4%
Graham	3	0	3	1.4%
Greenlee	2	1	3	1.4%
La Paz	0	0	0	0.0%
Maricopa	123	11	134	60.4%
Mohave	10	1	11	5.0%
Navajo	0	0	0	0.0%
Pima	17	0	17	7.7%
Pinal	6	0	6	2.7%
Santa Cruz	6	0	6	2.7%
Yavapai	8	1	9	4.1%
Yuma	16	1	17	7.7%
TOTAL	205	17	222	100%

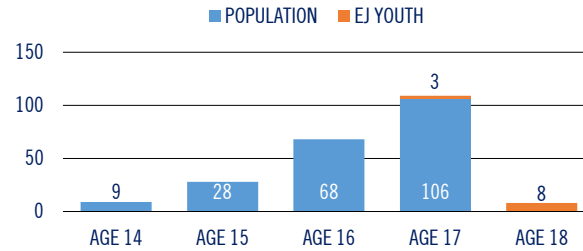
SECURE CARE ETHNIC DISTRIBUTION

Population as of the last day of the month.



SECURE CARE AGE DISTRIBUTION

HB 2356 (Extended Jurisdiction) requires juvenile courts to retain jurisdiction over a juvenile who is at least 17 years old and who has been adjudicated delinquent, until the person reaches 19 years old. This requires the court to order continued services until the juvenile reaches 19 years old or services are terminated by the court. Content represents population as of the last day of the month, highlighting our Extended Jurisdiction (EJ) youth.



LENGTH OF STAY

Since July 1, 2019 (FY 2020), AZDJC released 39 youth from its population, who served an average of 7.3 months.

CATEGORY	6 MONTHS OR LESS	6 TO 12 MONTHS	12 MONTHS OR GREATER
Released to Parole	4	10	3
Aged Out (18-19)	7	11	1
Transfer to Adult	1	1	1
ICE Discharge	0	0	0
Recalled by Court	0	0	0
TOTAL	12	22	5

RECIDIVISM RATES

Represents youth identified by the year they were released, who returned to custody with AZDJC or ADC following their release from Secure Care.

LENGTH OF FOLLOW-UP	NEW OFFENSES & TECHNICAL VIOLATIONS	NEW OFFENSES	SEXUAL OFFENSES
2017 Releases (12 Months)	34.6%	23.4%	0.0%
2016 Releases (24 Months)	42.0%	29.5%	1.9%
2015 Releases (36 Months)	49.8%	41.7%	0.0%

RESTORATIVE JUSTICE

Services provided to victims and restitution collected from youth. As of August 31, 2019, 68 Victims (30.6%) are registered.

CATEGORY	THIS MONTH	FY 20 (YTD)
Victims Registered	1	4
Victim Notifications	33	66
Victim Notification of Release	1	4
Victim Services Provided	193	456
Victim Restitution Collected	\$481.36	\$1,039.30

ARIZONA DEPARTMENT OF JUVENILE CORRECTIONS

JUST THE FACTS

Our Vision is to be a nationally recognized leader that advances public safety through the rehabilitation of seriously delinquent youth.

AUGUST 2019

DOUGLAS A. DUCEY
GOVERNOR

JEFF HOOD
DIRECTOR

ARIZONA DEPARTMENT
OF JUVENILE CORRECTIONS
1624 West Adams Street
Phoenix, Arizona 85007
www.azdjc.gov

This publication provides preliminary data. Please refer to our online reports for the most current statistics. Thank you.

Published: September 20, 2019

AGENCY CENSUS

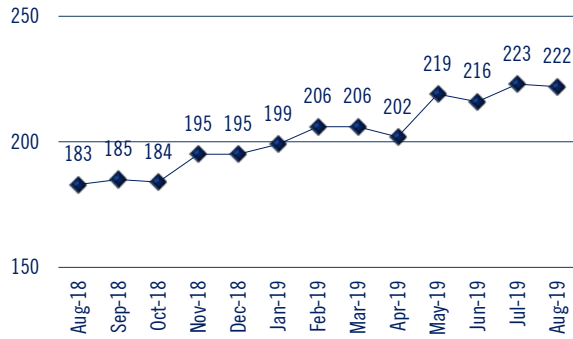
Population as of the last day of the month.

CATEGORY	MALE	FEMALE	TOTAL
Secure Care	205	17	222
Parole – Community Supervision	28	2	30
Parole – Interstate In	56	15	71
Parole – Interstate Out	3	0	3
Parole – Abscond / Warrant Status	7	0	7
Probation – Interstate Out	50	14	64
TOTAL	349	48	397

Dually involved (Department of Child Safety) youth represent 51 (19.5%) of our Secure Care and Parole populations.

SECURE CARE POPULATION TREND

Content represents a thirteen-month population trend as of the last day of the month. Data reflects a 21.3% increase since August 31, 2018.



SECURE CARE POPULATION DETAIL

Population admissions and releases during the month.

POPULATION AS OF JULY 31, 2019			
			223
ADMISSIONS	MALE	FEMALE	TOTAL
New Commitment	13	3	16
Parole Violator	7	0	7
Re-Commitment	0	0	0
TOTAL	20	3	23
RELEASES	MALE	FEMALE	TOTAL
Released to Parole	8	0	8
Aged Out (18-19)	11	2	13
Convicted as an Adult	3	0	3
ICE Discharge	0	0	0
TOTAL	22	2	24
POPULATION AS OF AUGUST 31, 2019			
			222

AGENCY RISK LEVELS

Population risk to recidivate based upon the Arizona Juvenile Assessment System (AZYAS) Assessment Tool as of the last day of the month.

CATEGORY	SECURE CARE	PAROLE ⁽¹⁾
Low Risk	23 10.4%	7 17.5%
Medium Risk	99 44.6%	21 52.5%
High Risk	100 45.0%	12 30.0%
TOTAL	222 100%	40 100%

¹ Parole includes Community Supervision, Interstate Out and Abscond.

AGENCY PRIOR REFERRALS

The number of times a youth was involved in the juvenile justice system prior to commitment to AZDJC as of the last day of the month.

CATEGORY	SECURE CARE	PAROLE
1 to 3 Referrals	14	4
4 to 6 Referrals	50	3
7 to 9 Referrals	41	9
10 to 12 Referrals	32	6
13 or More Referrals	85	18
TOTAL	222	40

AGENCY PRIOR ADJUDICATIONS

The number of times a youth was adjudicated delinquent prior to commitment to AZDJC as of the last day of the month.

CATEGORY	SECURE CARE	PAROLE
1 Adjudication	11	2
2 to 3 Adjudications	74	9
4 to 5 Adjudications	68	15
6 to 7 Adjudications	36	6
8 or More Adjudications	33	8
TOTAL	222	40

AGENCY PRIOR COMMITMENT OFFENSES

The most serious offense committed by the youth prior to commitment to AZDJC as of the last day of the month.

CATEGORY	SECURE CARE	PAROLE
Property Offenses	70	9
Crimes Against Persons	62	14
Drug Offenses	17	8
Weapon Offenses	17	0
Public Order Offenses	22	3
Non-Delinquent Offenses	24	6
Other Offenses	10	0
TOTAL	222	40

CLINICAL SERVICES

During the intake assessment, we identify and prescribe treatment to address criminogenic and non-criminogenic factors. Content represents the minimum treatment duration and number of youth prescribe treatment as of the last day of the month. Youth may be enrolled in more than one program.

CATEGORY	DURATION	YOUTH
Dialectical Behavior Therapy	6 Months	214
Seven Challenges	6 Months	141
Aggression Replacement Therapy	10 Weeks	196
Stages of Accomplishment ⁽¹⁾	6 Months	19
Sex Trafficking Awareness & Recovery ⁽²⁾	11 Weeks	5

¹ Stages of Accomplishment – Individual formalized treatment.

² Sex Trafficking Awareness & Recovery – Prescribed for female youth only.

EDUCATION SERVICES

Number of youth enrolled in all school programs as of the last day of the month. Youth may be enrolled in more than one program.

CATEGORY	SECURE CARE
Enrolled in School	187
Out to Court / Detention – Not Enrolled in School	35
Enrolled in Career Technical Education	99
Enrolled in IDEA / Section 504 (Special Education)	44
GED Certificates Awarded (FY 20)	8
High School Diplomas Awarded (FY 20)	0

EDUCATION SERVICES WHILE ON PAROLE

Number of youth enrolled in school or work activities while on Parole as of the last day of the month. Youth may be enrolled in more than one program.

CATEGORY	PAROLE
Enrolled in School	32
GED Preparation	4
Post-Secondary School	0
Vocational Training	0
Employment	15

HEALTH SERVICES

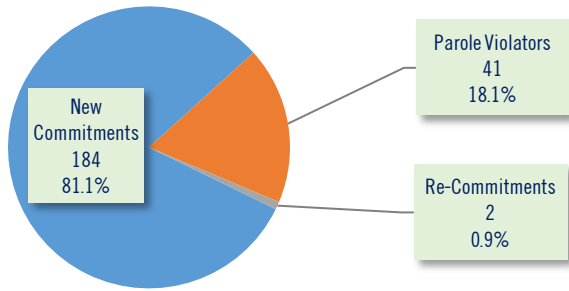
Number of health-related services provided to youth throughout the month.

CATEGORY	SECURE CARE
Hospital Admissions	0
Intake Medical / Dental Screenings	23
Medical Provider Visits	110
Dental Provider Visits	66
Nursing Contacts*	1,092
Mental Health (Psychiatric) Provider Visits	74

*Contact includes sick calls, blood work, treatment and screenings.

SECURE CARE COMMITMENT STATUS

Population by commitment status as of the last day of the month.



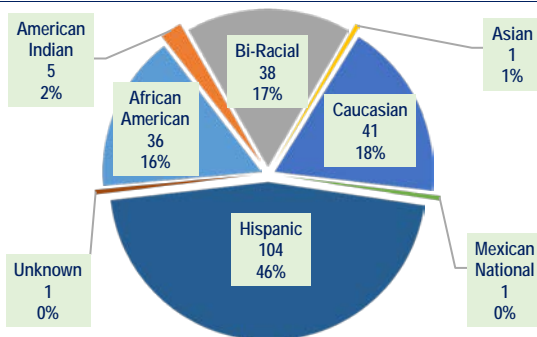
SECURE CARE COMMITTING COUNTY

Population as of the last day of the month.

COUNTY	MALE	FEMALE	TOTAL	PERCENT
Apache	0	1	1	0.4%
Cochise	6	1	7	3.1%
Coconino	2	0	2	0.9%
Gila	3	0	3	1.3%
Graham	4	0	4	1.8%
Greenlee	2	1	3	1.3%
La Paz	0	0	0	0.0%
Maricopa	123	10	133	58.6%
Mohave	14	3	17	7.5%
Navajo	0	0	0	0.0%
Pima	16	0	16	7.0%
Pinal	6	0	6	2.6%
Santa Cruz	6	0	6	2.6%
Yavapai	9	1	10	4.4%
Yuma	17	2	19	8.4%
TOTAL	208	19	227	100%

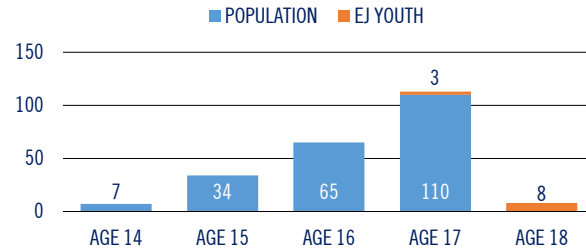
SECURE CARE ETHNIC DISTRIBUTION

Population as of the last day of the month.



SECURE CARE AGE DISTRIBUTION

HB 2356 (Extended Jurisdiction) requires juvenile courts to retain jurisdiction over a juvenile who is at least 17 years old and who has been adjudicated delinquent, until the person reaches 19 years old. This requires the court to order continued services until the juvenile reaches 19 years old or services are terminated by the court. Content represents population as of the last day of the month, highlighting our Extended Jurisdiction (EJ) youth.



LENGTH OF STAY

Since July 1, 2019 (FY 2020), AZDJC released 57 youth from its population, who served an average of 8.0 months.

CATEGORY	6 MONTHS OR LESS	6 TO 12 MONTHS	12 MONTHS OR GREATER
Released to Parole	5	14	4
Aged Out (18-19)	13	14	3
Transfer to Adult	1	1	2
ICE Discharge	0	0	0
Recalled by Court	0	0	0
TOTAL	19	29	9

RECIDIVISM RATES

Represents youth identified by the year they were released, who returned to custody with AZDJC or ADC following their release from Secure Care.

LENGTH OF FOLLOW-UP	NEW OFFENSES & TECHNICAL VIOLATIONS	NEW OFFENSES	SEXUAL OFFENSES
2017 Releases (12 Months)	34.6%	23.4%	0.0%
2016 Releases (24 Months)	42.0%	29.5%	1.9%
2015 Releases (36 Months)	49.8%	41.7%	0.0%

RESTORATIVE JUSTICE

Services provided to victims and restitution collected from youth. As of August 31, 2019, 68 Victims (30.6%) are registered.

CATEGORY	THIS MONTH	FY 20 (YTD)
Victims Registered	1	5
Victim Notifications	38	104
Victim Notification of Release	1	5
Victim Services Provided	231	687
Victim Restitution Collected	\$634.80	\$1,674.10

ARIZONA DEPARTMENT OF JUVENILE CORRECTIONS

JUST THE FACTS

Our Vision is to be a nationally recognized leader that advances public safety through the rehabilitation of seriously delinquent youth.

SEPTEMBER 2019

DOUGLAS A. DUCEY
GOVERNOR

JEFF HOOD
DIRECTOR

ARIZONA DEPARTMENT
OF JUVENILE CORRECTIONS
1624 West Adams Street
Phoenix, Arizona 85007
www.azdjic.gov

This publication provides preliminary data. Please refer to our online reports for the most current statistics. Thank you.

Published October 10, 2019

AGENCY CENSUS

Population as of the last day of the month.

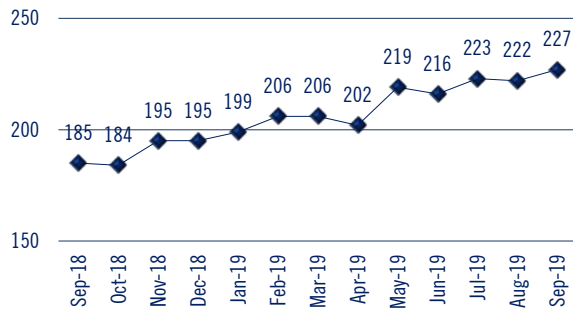
CATEGORY	MALE	FEMALE	TOTAL
Secure Care	208 (10)*	19 (1)*	227
Parole – Community Supervision	24 (1)*	2	26
Parole – Interstate In	60	15	75
Parole – Interstate Out	1	0	1
Parole – Abscond/Warrant Status	8	0	8
Probation – Interstate Out	47	12	59
TOTAL	348	48	396

* AZDJC currently supervises 12 Extended Jurisdiction youth. Eleven youth are in Secure Care (10 male / 1 female), and one male youth is on Parole.

Dually involved (Department of Child Safety) youth represent 46 (17.6%) of our Secure Care and Parole (Community Supervision, Interstate Out and Abscond) populations.

SECURE CARE POPULATION TREND

Content represents a thirteen-month population trend as of the last day of the month. Data reflects a 22.7% increase since September 30, 2018.



SECURE CARE POPULATION DETAIL

Population admissions and releases during the month.

POPULATION AS OF AUGUST 31, 2019			
	222		
ADMISSIONS	MALE	FEMALE	TOTAL
New Commitment	13	4	17
Parole Violator	6	0	6
Re-Commitment	0	0	0
TOTAL	19	4	23
RELEASES	MALE	FEMALE	TOTAL
Released to Parole	5	1	6
Aged Out (18-19)	10	1	11
Convicted as an Adult	1	0	1
ICE Discharge	0	0	0
TOTAL	16	2	18
POPULATION AS OF SEPTEMBER 30, 2019			
	227		

AGENCY RISK LEVELS

Population risk to recidivate based upon the Arizona Juvenile Assessment System (AZYAS) Assessment Tool as of the last day of the month.

CATEGORY	SECURE CARE		PAROLE ⁽¹⁾	
Low Risk	21	9.4%	9	25.7%
Medium Risk	102	45.5%	16	45.7%
High Risk	101	45.1%	10	28.6%
TOTAL	224 ⁽²⁾	100%	35	100%

¹ Parole includes Community Supervision, Interstate Out and Abscond.

² At the time this document was published, 3 youth had not been assessed.

AGENCY PRIOR REFERRALS

The number of times a youth was involved in the juvenile justice system prior to commitment to AZDJC as of the last day of the month.

CATEGORY	SECURE CARE	PAROLE
1 to 3 Referrals	14	4
4 to 6 Referrals	49	5
7 to 9 Referrals	41	4
10 to 12 Referrals	37	5
13 or More Referrals	86	17
TOTAL	227	35

AGENCY PRIOR ADJUDICATIONS

The number of times a youth was adjudicated delinquent prior to commitment to AZDJC as of the last day of the month.

CATEGORY	SECURE CARE	PAROLE
1 Adjudication	11	3
2 to 3 Adjudications	74	10
4 to 5 Adjudications	72	11
6 to 7 Adjudications	37	5
8 or More Adjudications	33	6
TOTAL	227	35

AGENCY PRIOR COMMITMENT OFFENSES

The most serious offense committed by the youth prior to commitment to AZDJC as of the last day of the month.

CATEGORY	SECURE CARE	PAROLE
Property Offenses	67	8
Crimes Against Persons	64	12
Drug Offenses	18	7
Weapon Offenses	20	0
Public Order Offenses	23	2
Non-Delinquent Offenses	25	6
Other Offenses	10	0
TOTAL	222	40

CLINICAL SERVICES

During the intake assessment, we identify and prescribe treatment to address criminogenic and non-criminogenic factors. Content represents the minimum treatment duration and number of youth prescribe treatment as of the last day of the month. Youth may be enrolled in more than one program.

CATEGORY	DURATION	YOUTH
Dialectical Behavior Therapy	6 Months	227
Seven Challenges	6 Months	149
Aggression Replacement Therapy	10 Weeks	207
Stages of Accomplishment ⁽¹⁾	6 Months	18
Sex Trafficking Awareness & Recovery ⁽²⁾	11 Weeks	5

¹ Stages of Accomplishment – Individual formalized treatment.

² Sex Trafficking Awareness & Recovery – Prescribed for female youth only.

EDUCATION SERVICES

Number of youth enrolled in all school programs as of the last day of the month. Youth may be enrolled in more than one program.

CATEGORY	SECURE CARE
Enrolled in School	189
Out to Court / Detention – Not Enrolled in School	37
Enrolled in Career Technical Education	80
Enrolled in IDEA / Section 504 (Special Education)	48
GED Certificates Awarded (FY 20)	12
High School Diplomas Awarded (FY 20)	0

EDUCATION SERVICES WHILE ON PAROLE

Number of youth enrolled in school or work activities while on Parole as of the last day of the month. Youth may be enrolled in more than one program.

CATEGORY	PAROLE
Enrolled in School	36
GED Preparation	5
Post-Secondary School	2
Vocational Training	0
Employment	20

HEALTH SERVICES

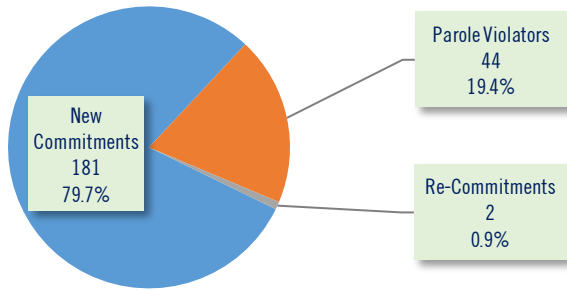
Number of health-related services provided to youth throughout the month.

CATEGORY	SECURE CARE
Hospital Admissions	0
Intake Medical / Dental Screenings	24
Medical Provider Visits	91
Dental Provider Visits	53
Nursing Contacts*	1,016
Mental Health (Psychiatric) Provider Visits	75

*Contact includes sick calls, blood work, treatment and screenings.

SECURE CARE COMMITMENT STATUS

Population by commitment status as of the last day of the month.



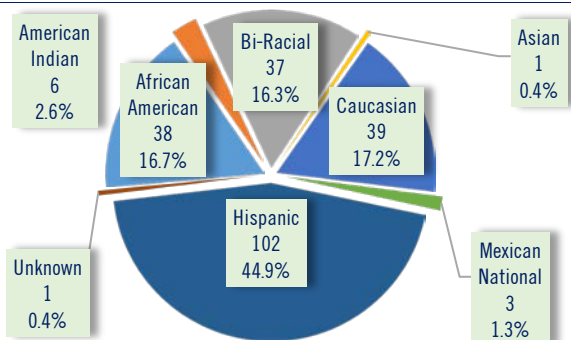
SECURE CARE COMMITTING COUNTY

Population as of the last day of the month.

COUNTY	MALE	FEMALE	TOTAL	PERCENT
Apache	0	1	1	0.4%
Cochise	6	1	7	3.1%
Coconino	2	0	2	0.9%
Gila	3	0	3	1.3%
Graham	3	0	3	1.3%
Greenlee	2	1	3	1.3%
La Paz	0	0	0	0.0%
Maricopa	129	9	138	60.8%
Mohave	14	3	17	7.5%
Navajo	1	0	1	0.4%
Pima	15	0	15	6.6%
Pinal	5	0	5	2.2%
Santa Cruz	5	0	5	2.2%
Yavapai	8	1	9	4.0%
Yuma	16	2	18	7.9%
TOTAL	209	18	227	100%

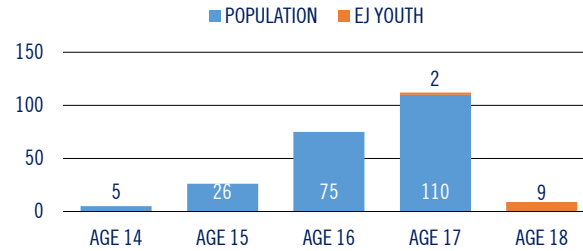
SECURE CARE ETHNIC DISTRIBUTION

Population as of the last day of the month.



SECURE CARE AGE DISTRIBUTION

HB 2356 (Extended Jurisdiction) requires juvenile courts to retain jurisdiction over a juvenile who is at least 17 years old and who has been adjudicated delinquent, until the person reaches 19 years old. This requires the court to order continued services until the juvenile reaches 19 years old or services are terminated by the court. Content represents population as of the last day of the month, highlighting our Extended Jurisdiction (EJ) youth.



LENGTH OF STAY

Since July 1, 2019 (FY 2020), AZDJC released 79 youth from its population, who served an average of 8.0 months.

CATEGORY	6 MONTHS OR LESS	6 TO 12 MONTHS	12 MONTHS OR GREATER
Released to Parole	10	20	7
Aged Out (18-19)	15	15	5
Transfer to Adult	2	2	3
ICE Discharge	0	0	0
Recalled by Court	0	0	0
TOTAL	27	37	15

RECIDIVISM RATES

Represents youth identified by the year they were released, who returned to custody with AZDJC or ADC following their release from Secure Care.

LENGTH OF FOLLOW-UP	NEW OFFENSES & TECHNICAL VIOLATIONS	NEW OFFENSES	SEXUAL OFFENSES
2017 Releases (12 Months)	34.6%	23.4%	0.0%
2016 Releases (24 Months)	42.0%	29.5%	1.9%
2015 Releases (36 Months)	49.8%	41.7%	0.0%

RESTORATIVE JUSTICE

Services provided to victims and restitution collected from youth. As of September 30, 2019, 69 Victims (30.4%) are registered.

CATEGORY	THIS MONTH	FY 20 (YTD)
Victims Registered	0	5
Victim Notifications	70	174
Victim Notification of Release	8	13
Victim Services Provided	229	916
Victim Restitution Collected	\$575.98	\$2,250.08

ARIZONA DEPARTMENT OF JUVENILE CORRECTIONS

JUST THE FACTS

Our Vision is to be a nationally recognized leader that advances public safety through the rehabilitation of seriously delinquent youth.

OCTOBER 2019

DOUGLAS A. DUCEY
GOVERNOR

JEFF HOOD
DIRECTOR

ARIZONA DEPARTMENT
OF JUVENILE CORRECTIONS
1624 West Adams Street
Phoenix, Arizona 85007
www.azdjc.gov

This publication provides preliminary data. Please refer to our online reports for the most current statistics. Thank you.

Published October 13, 2019

AGENCY CENSUS

Population as of the last day of the month.

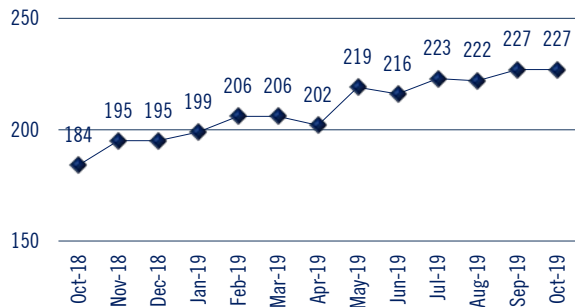
CATEGORY	MALE	FEMALE	TOTAL
Secure Care	209 (10)*	18 (1)*	227
Parole – Community Supervision	31 (10)*	2	33
Parole – Interstate In	62	17	79
Parole – Interstate Out	0	0	0
Parole – Abscond/Warrant Status	8	0	8
Probation – Interstate Out	45	15	60
TOTAL	355	52	407

* AZDJC currently supervises 12 Extended Jurisdiction youth. Eleven youth are in Secure Care (10 male / 1 female), and one male youth is on Parole.

Dually involved (Department of Child Safety) youth represent 58 (21.6%) of our Secure Care and Parole (Community Supervision, Interstate Out and Abscond) populations.

SECURE CARE POPULATION TREND

Content represents a thirteen-month population trend as of the last day of the month. Data reflects a 23.4% increase since October 31, 2018.



SECURE CARE POPULATION DETAIL

Population admissions and releases during the month.

POPULATION AS OF SEPTEMBER 30, 2019			
			227
ADMISSIONS	MALE	FEMALE	TOTAL
New Commitment	15	0	15
Parole Violator	3	0	3
Re-Commitment	0	0	0
TOTAL	18	0	18
RELEASES	MALE	FEMALE	TOTAL
Released to Parole	11	0	11
Aged Out (18-19)	4	1	5
Convicted as an Adult	2	0	2
ICE Discharge	0	0	0
TOTAL	17	1	18
POPULATION AS OF OCTOBER 31, 2019			
			227

AGENCY RISK LEVELS

Population risk to recidivate based upon the Arizona Juvenile Assessment System (AZYAS) Assessment Tool as of the last day of the month.

CATEGORY	SECURE CARE		PAROLE ⁽¹⁾	
Low Risk	25	11.1%	9	22.0%
Medium Risk	98	43.4%	18	43.9%
High Risk	103	45.6%	14	34.1%
TOTAL	226	100%	41	100%

¹ Parole includes Community Supervision, Interstate Out and Abscond.

² At the time this document was published, 1 youth had not been assessed.

AGENCY PRIOR REFERRALS

The number of times a youth was involved in the juvenile justice system prior to commitment to AZDJC as of the last day of the month.

CATEGORY	SECURE CARE	PAROLE
1 to 3 Referrals	19	4
4 to 6 Referrals	44	6
7 to 9 Referrals	46	3
10 to 12 Referrals	36	7
13 or More Referrals	82	21
TOTAL	227	41

AGENCY PRIOR ADJUDICATIONS

The number of times a youth was adjudicated delinquent prior to commitment to AZDJC as of the last day of the month.

CATEGORY	SECURE CARE	PAROLE
1 Adjudication	12	1
2 to 3 Adjudications	35	5
4 to 5 Adjudications	48	6
6 to 7 Adjudications	39	8
8 or More Adjudications	93	21
TOTAL	227	41

AGENCY PRIOR COMMITMENT OFFENSES

The most serious offense committed by the youth prior to commitment to AZDJC as of the last day of the month.

CATEGORY	SECURE CARE	PAROLE
Property Offenses	59	12
Crimes Against Persons	64	13
Drug Offenses	21	6
Weapon Offenses	22	0
Public Order Offenses	25	2
Non-Delinquent Offenses	0	0
Other Offenses	36	8
TOTAL	227	41

CLINICAL SERVICES

During the intake assessment, we identify and prescribe treatment to address criminogenic and non-criminogenic factors. Content represents the minimum treatment duration and number of youth prescribe treatment as of the last day of the month. Youth may be enrolled in more than one program.

CATEGORY	DURATION	YOUTH
Dialectical Behavior Therapy	6 Months	227
Seven Challenges	6 Months	147
Aggression Replacement Therapy	10 Weeks	205
Stages of Accomplishment ⁽¹⁾	6 Months	20
Sex Trafficking Awareness & Recovery ⁽²⁾	11 Weeks	5

¹ Stages of Accomplishment – Individual formalized treatment.

² Sex Trafficking Awareness & Recovery – Prescribed for female youth only.

EDUCATION SERVICES

Number of youth enrolled in all school programs as of the last day of the month. Youth may be enrolled in more than one program.

CATEGORY	SECURE CARE
Enrolled in School	208
Out to Court / Detention – Not Enrolled in School	19
Enrolled in Career Technical Education	74
Enrolled in IDEA / Section 504 (Special Education)	44
GED Certificates Awarded (FY 20)	8
High School Diplomas Awarded (FY 20)	0

EDUCATION SERVICES WHILE ON PAROLE

Number of youth enrolled in school or work activities while on Parole as of the last day of the month. Youth may be enrolled in more than one program.

CATEGORY	PAROLE
Enrolled in School	29
GED Preparation	5
Post-Secondary School	1
Vocational Training	3
Employment	13

HEALTH SERVICES

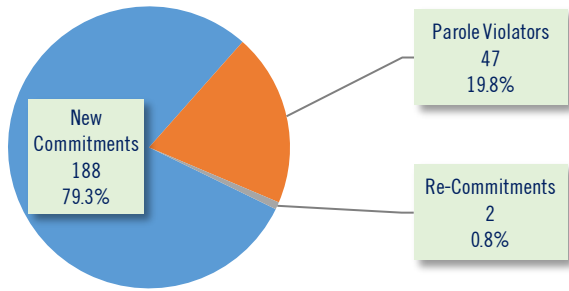
Number of health-related services provided to youth throughout the month.

CATEGORY	SECURE CARE
Hospital Admissions	0
Intake Medical / Dental Screenings	18
Medical Provider Visits	84
Dental Provider Visits	60
Nursing Contacts*	1
Mental Health (Psychiatric) Provider Visits	73

*Contact includes sick calls, blood work, treatment and screenings.

SECURE CARE COMMITMENT STATUS

Population by commitment status as of the last day of the month.



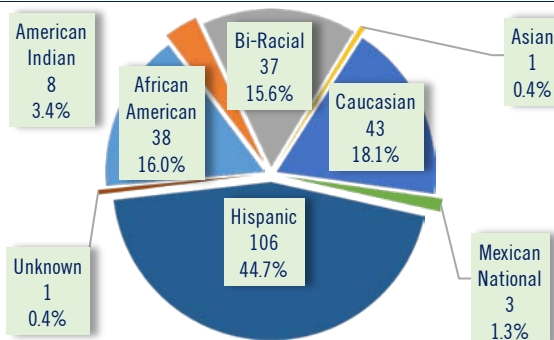
SECURE CARE COMMITTING COUNTY

Population as of the last day of the month.

COUNTY	MALE	FEMALE	TOTAL	PERCENT
Apache	0	1	1	0.4%
Cochise	7	1	8	3.4%
Coconino	2	0	2	0.8%
Gila	4	0	4	1.7%
Graham	4	0	4	1.7%
Greenlee	2	0	2	0.8%
La Paz	0	0	0	0.0%
Maricopa	129	9	138	58.2%
Mohave	18	3	21	8.9%
Navajo	2	0	2	0.8%
Pima	15	0	15	6.3%
Pinal	5	0	5	2.1%
Santa Cruz	5	1	6	2.5%
Yavapai	11	1	12	5.1%
Yuma	14	3	17	7.2%
TOTAL	218	19	237	100%

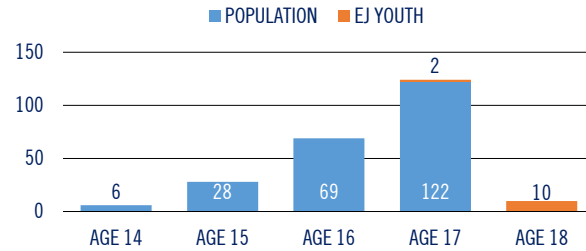
SECURE CARE ETHNIC DISTRIBUTION

Population as of the last day of the month.



SECURE CARE AGE DISTRIBUTION

HB 2356 (Extended Jurisdiction) requires juvenile courts to retain jurisdiction over a juvenile who is at least 17 years old and who has been adjudicated delinquent, until the person reaches 19 years old. This requires the court to order continued services until the juvenile reaches 19 years old or services are terminated by the court. Content represents population as of the last day of the month, highlighting our Extended Jurisdiction (EJ) youth.



LENGTH OF STAY

Since July 1, 2019 (FY 2020), AZDJC released 91 youth from its population, who served an average of 8.6 months.

CATEGORY	6 MONTHS OR LESS	6 TO 12 MONTHS	12 MONTHS OR GREATER
Released to Parole	7	28	8
Aged Out (18-19)	16	16	9
Transfer to Adult	2	2	3
ICE Discharge	0	0	0
Recalled by Court	0	0	0
TOTAL	25	46	20

RECIDIVISM RATES

Represents youth identified by the year they were released, who returned to custody with AZDJC or ADC following their release from Secure Care.

LENGTH OF FOLLOW-UP	NEW OFFENSES & TECHNICAL VIOLATIONS	NEW OFFENSES	SEXUAL OFFENSES
2017 Releases (12 Months)	34.6%	23.4%	0.0%
2016 Releases (24 Months)	42.0%	29.5%	1.9%
2015 Releases (36 Months)	49.8%	41.7%	0.0%

RESTORATIVE JUSTICE

Represents services provided to victims and restitution collected from youth. As of July 1, 2019, 68 Victims (28.7%) are registered.

CATEGORY	THIS MONTH	FY 20 (YTD)
Victims Registered	0	5
Victim Notifications	40	214
Victim Notification of Release	4	17
Victim Services Provided	94	1,010
Victim Restitution Collected	\$463.98	\$2,714.06

ARIZONA DEPARTMENT OF JUVENILE CORRECTIONS

JUST THE FACTS

Our Vision is to be a nationally recognized leader that advances public safety through the rehabilitation of seriously delinquent youth.

NOVEMBER 2019

DOUGLAS A. DUCEY
GOVERNOR

JEFF HOOD
DIRECTOR

ARIZONA DEPARTMENT
OF JUVENILE CORRECTIONS
1624 West Adams Street
Phoenix, Arizona 85007
www.azdjic.gov

This publication provides preliminary data. Please refer to our online reports for the most current statistics. Thank you.

Published December 9, 2019

AGENCY CENSUS

Population as of the last day of the month.

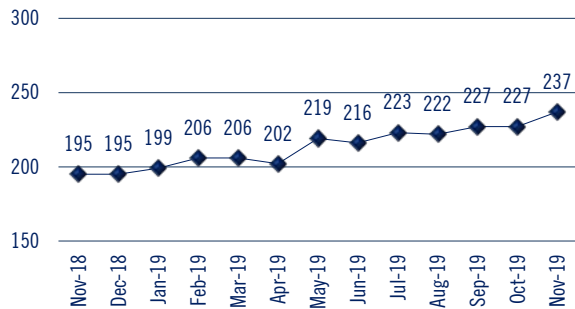
CATEGORY	MALE	FEMALE	TOTAL
Secure Care	218 (10*)	19 (2*)	237
Parole – Community Supervision	38 (2*)	3	41
Parole – Interstate In	59	14	73
Parole – Interstate Out	0	0	0
Parole – Abscond/Warrant Status	13	0	13
Probation – Interstate Out	45	13	58
TOTAL	373	49	422

* AZDJC currently supervises 14 Extended Jurisdiction youth. Twelve youth are in Secure Care (10 male / 2 female), and two male youth are on Parole.

Dually involved (Department of Child Safety) youth represent 48 (16.5%) of our Secure Care and Parole (Community Supervision, Interstate Out and Abscond) populations.

SECURE CARE POPULATION TREND

Content represents a thirteen-month population trend as of the last day of the month. Data reflects a 21.5% increase since November 30, 2018.



SECURE CARE POPULATION DETAIL

Population admissions and releases during the month.

POPULATION AS OF OCTOBER 31, 2019			
	227		
ADMISSIONS	MALE	FEMALE	TOTAL
New Commitment	15	3	18
Parole Violator	8	0	8
Re-Commitment	0	0	0
TOTAL	23	3	26
RELEASES	MALE	FEMALE	TOTAL
Released to Parole	9	1	10
Aged Out (18-19)	1	5	6
Convicted as an Adult	0	0	0
ICE Discharge	0	0	0
TOTAL	10	6	16
POPULATION AS OF NOVEMBER 30, 2019			
	237		

AGENCY RISK LEVELS

Population risk to recidivate based upon the Arizona Juvenile Assessment System (AZYAS) Assessment Tool as of the last day of the month.

CATEGORY	SECURE CARE	PAROLE ⁽¹⁾
Low Risk	27 11.6%	8 19.5%
Medium Risk	100 43.1%	19 46.3%
High Risk	105 45.3%	14 34.2%
TOTAL	232 100%	41 100%

¹ Parole includes Community Supervision, Interstate Out and Abscond.

² At the time this document was published, 5 youth had not been assessed.

AGENCY PRIOR REFERRALS

The number of times a youth was involved in the juvenile justice system prior to commitment to AZDJC as of the last day of the month.

CATEGORY	SECURE CARE	PAROLE
1 to 3 Referrals	21	3
4 to 6 Referrals	40	9
7 to 9 Referrals	50	2
10 to 12 Referrals	37	7
13 or More Referrals	89	20
TOTAL	237	41

AGENCY PRIOR ADJUDICATIONS

The number of times a youth was adjudicated delinquent prior to commitment to AZDJC as of the last day of the month.

CATEGORY	SECURE CARE	PAROLE
1 Adjudication	13	1
2 to 3 Adjudications	36	4
4 to 5 Adjudications	48	7
6 to 7 Adjudications	42	5
8 or More Adjudications	98	24
TOTAL	237	41

AGENCY PRIOR COMMITMENT OFFENSES

The most serious offense committed by the youth prior to commitment to AZDJC as of the last day of the month.

CATEGORY	SECURE CARE	PAROLE
Property Offenses	60	13
Crimes Against Persons	66	9
Drug Offenses	22	6
Weapon Offenses	22	0
Public Order Offenses	26	4
Non-Delinquent Offenses	0	0
Other Offenses	41	9
TOTAL	237	41

CLINICAL SERVICES

During the intake assessment, we identify and prescribe treatment to address criminogenic and non-criminogenic factors. Content represents the minimum treatment duration and number of youth prescribe treatment as of the last day of the month. Youth may be enrolled in more than one program.

CATEGORY	DURATION	YOUTH
Dialectical Behavior Therapy	6 Months	231
Seven Challenges	6 Months	149
Aggression Replacement Therapy	10 Weeks	207
Stages of Accomplishment ⁽¹⁾	6 Months	21
Sex Trafficking Awareness & Recovery ⁽²⁾	11 Weeks	5

¹ Stages of Accomplishment – Individual formalized treatment.

² Sex Trafficking Awareness & Recovery – Prescribed for female youth only.

EDUCATION SERVICES

Number of youth enrolled in all school programs as of the last day of the month. Youth may be enrolled in more than one program.

CATEGORY	SECURE CARE
Enrolled in School	196
Out to Court / Detention – Not Enrolled in School	41
Enrolled in Career Technical Education	55
Enrolled in IDEA / Section 504 (Special Education)	47
GED Certificates Awarded (FY 20)	28
High School Diplomas Awarded (FY 20)	0

EDUCATION SERVICES WHILE ON PAROLE

Number of youth enrolled in school or work activities while on Parole as of the last day of the month. Youth may be enrolled in more than one program.

CATEGORY	PAROLE
Enrolled in School	26
GED Preparation	5
Post-Secondary School	1
Vocational Training	3
Employment	13

HEALTH SERVICES

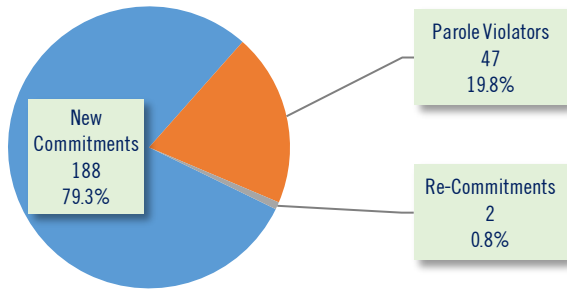
Number of health-related services provided to youth throughout the month.

CATEGORY	SECURE CARE
Hospital Admissions	0
Intake Medical / Dental Screenings	26
Medical Provider Visits	90
Dental Provider Visits	47
Nursing Contacts*	1,217
Mental Health (Psychiatric) Provider Visits	78

*Contact includes sick calls, blood work, treatment and screenings.

SECURE CARE COMMITMENT STATUS

Population by commitment status as of the last day of the month.



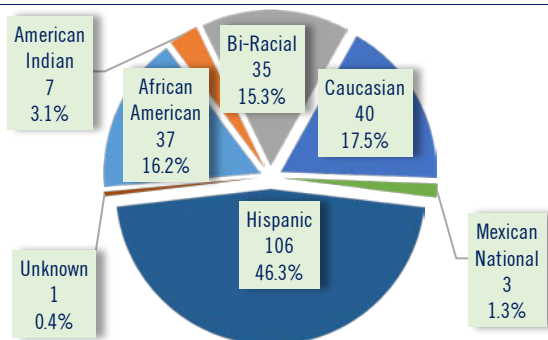
SECURE CARE COMMITTING COUNTY

Population as of the last day of the month.

COUNTY	MALE	FEMALE	TOTAL	PERCENT
Apache	0	1	1	0.4%
Cochise	6	1	7	3.1%
Coconino	1	0	1	0.4%
Gila	4	0	4	1.7%
Graham	4	0	4	1.7%
Greenlee	2	0	2	0.9%
La Paz	0	0	0	0.0%
Maricopa	127	8	135	59.0%
Mohave	15	3	18	7.9%
Navajo	2	0	2	0.9%
Pima	15	0	15	6.6%
Pinal	5	0	5	2.2%
Santa Cruz	5	1	6	2.6%
Yavapai	10	2	12	5.2%
Yuma	13	4	17	7.4%
TOTAL	209	20	229	100%

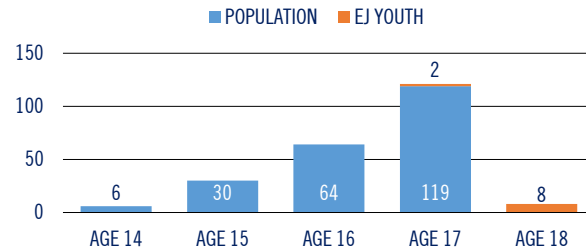
SECURE CARE ETHNIC DISTRIBUTION

Population as of the last day of the month.



SECURE CARE AGE DISTRIBUTION

HB 2356 (Extended Jurisdiction) requires juvenile courts to retain jurisdiction over a juvenile who is at least 17 years old and who has been adjudicated delinquent, until the person reaches 19 years old. This requires the court to order continued services until the juvenile reaches 19 years old or services are terminated by the court. Content represents population as of the last day of the month, highlighting our Extended Jurisdiction (EJ) youth.



LENGTH OF STAY

Since July 1, 2019 (FY 2020), AZDJC released 125 youth from its population, who served an average of 9.5 months.

CATEGORY	6 MONTHS OR LESS	6 TO 12 MONTHS	12 MONTHS OR GREATER
Released to Parole	7	39	16
Aged Out (18-19)	19	21	14
Transfer to Adult	2	3	4
ICE Discharge	0	0	0
Recalled by Court	0	0	0
TOTAL	28	63	34

RECIDIVISM RATES

Represents youth identified by the year they were released, who returned to custody with AZDJC or ADC following their release from Secure Care.

LENGTH OF FOLLOW-UP	NEW OFFENSES & TECHNICAL VIOLATIONS	NEW OFFENSES	SEXUAL OFFENSES
2017 Releases (12 Months)	34.6%	23.4%	0.0%
2016 Releases (24 Months)	42.0%	29.5%	1.9%
2015 Releases (36 Months)	49.8%	41.7%	0.0%

RESTORATIVE JUSTICE

Represents services provided to victims and restitution collected from youth. As of July 1, 2019, 70 Victims (30.6%) are registered.

CATEGORY	THIS MONTH	FY 20 (YTD)
Victims Registered	1	70
Victim Notifications	46	260
Victim Notification of Release	0	17
Victim Services Provided	124	1,134
Victim Restitution Collected	\$514.32	\$3,228.38

ARIZONA DEPARTMENT OF JUVENILE CORRECTIONS

JUST THE FACTS

Our Vision is to be a nationally recognized leader that advances public safety through the rehabilitation of seriously delinquent youth.

DECEMBER 2019

DOUGLAS A. DUCEY
GOVERNOR

JEFF HOOD
DIRECTOR

ARIZONA DEPARTMENT
OF JUVENILE CORRECTIONS
1624 West Adams Street
Phoenix, Arizona 85007
www.azdjic.gov

This publication provides preliminary data. Please refer to our online reports for the most current statistics. Thank you.

Published January 8, 2020

AGENCY CENSUS

Population as of the last day of the month.

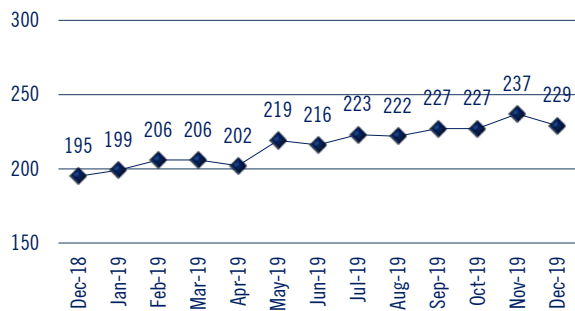
CATEGORY	MALE	FEMALE	TOTAL
Secure Care	209	20	229
Parole – Community Supervision	38	4	42
Parole – Interstate In	65	16	81
Parole – Interstate Out	0	0	0
Parole – Abscond/Warrant Status	8	0	8
Probation – Interstate Out	43	12	55
TOTAL	363	52	415

AZDJC currently supervises 13 Extended Jurisdiction Youth. Ten youth are in Secure Care (8 male / 2 female), and three male youth are on Parole.

Dually involved (Department of Child Safety) youth represent 50 (18%) of our Secure Care and Parole (Community Supervision, Interstate Out and Abscond) populations.

SECURE CARE POPULATION TREND

Content represents a thirteen-month population trend as of the last day of the month. Data reflects a 17.4% increase since December 31, 2018.



SECURE CARE POPULATION DETAIL

Population admissions and releases during the month.

POPULATION AS OF NOVEMBER 30, 2019			
			237
ADMISSIONS	MALE	FEMALE	TOTAL
New Commitment	16	2	18
Parole Violator	8	0	8
Re-Commitment	0	0	0
TOTAL	24	2	26
RELEASES	MALE	FEMALE	TOTAL
Released to Parole	18	1	19
Aged Out (18-19)	14	0	14
Convicted as an Adult	1	0	1
ICE Discharge	0	0	0
TOTAL	33	1	34
POPULATION AS OF DECEMBER 31, 2019			
			229

AGENCY RISK LEVELS

Population risk to recidivate based upon the Arizona Juvenile Assessment System (AZYAS) Assessment Tool as of the last day of the month.

CATEGORY	SECURE CARE		PAROLE ⁽¹⁾	
Low Risk	29	12.7%	8	16.0%
Medium Risk	96	41.9%	23	46.0%
High Risk	102	44.5%	19	38.0%
TOTAL	227	99.10%	50	100%

¹ Parole includes Community Supervision, Interstate Out and Abscond.

² At the time this document was published, 2 youth had not been assessed.

AGENCY PRIOR REFERRALS

The number of times a youth was involved in the juvenile justice system prior to commitment to AZDJC as of the last day of the month.

CATEGORY	SECURE CARE	PAROLE
1 to 3 Referrals	22	4
4 to 6 Referrals	41	10
7 to 9 Referrals	49	4
10 to 12 Referrals	36	8
13 or More Referrals	81	24
TOTAL	229	50

AGENCY PRIOR ADJUDICATIONS

The number of times a youth was adjudicated delinquent prior to commitment to AZDJC as of the last day of the month.

CATEGORY	SECURE CARE	PAROLE
1 Adjudication	12	2
2 to 3 Adjudications	38	6
4 to 5 Adjudications	45	7
6 to 7 Adjudications	45	6
8 or More Adjudications	89	29
TOTAL	229	50

AGENCY PRIOR COMMITMENT OFFENSES

The most serious offense committed by the youth prior to commitment to AZDJC as of the last day of the month.

CATEGORY	SECURE CARE	PAROLE
Property Offenses	56	12
Crimes Against Persons	62	16
Drug Offenses	22	5
Weapon Offenses	21	3
Public Order Offenses	26	5
Non-Delinquent Offenses	0	0
Other Offenses	42	9
TOTAL	229	50

CLINICAL SERVICES

During the intake assessment, we identify and prescribe treatment to address criminogenic and non-criminogenic factors. Content represents the minimum treatment duration and number of youth prescribe treatment as of the last day of the month. Youth may be enrolled in more than one program.

CATEGORY	DURATION	YOUTH
Dialectical Behavior Therapy	6 Months	226
Seven Challenges	6 Months	146
Aggression Replacement Therapy	10 Weeks	198
Stages of Accomplishment ⁽¹⁾	6 Months	17
Sex Trafficking Awareness & Recovery ⁽²⁾	11 Weeks	4

¹ Stages of Accomplishment – Individual formalized treatment.

² Sex Trafficking Awareness & Recovery – Prescribed for female youth only.

EDUCATION SERVICES

Number of youth enrolled in all school programs as of the last day of the month. Youth may be enrolled in more than one program.

CATEGORY	SECURE CARE
Enrolled in School	200
Out to Court / Detention – Not Enrolled in School	29
Enrolled in Career Technical Education	68
Enrolled in IDEA / Section 504 (Special Education)	41
GED Certificates Awarded (FY 20)	37
High School Diplomas Awarded (FY 20)	0

EDUCATION SERVICES WHILE ON PAROLE

Number of youth enrolled in school or work activities while on Parole as of the last day of the month. Youth may be enrolled in more than one program.

CATEGORY	PAROLE
Enrolled in School	36
GED Preparation	9
Post-Secondary School	3
Vocational Training	2
Employment	12

HEALTH SERVICES

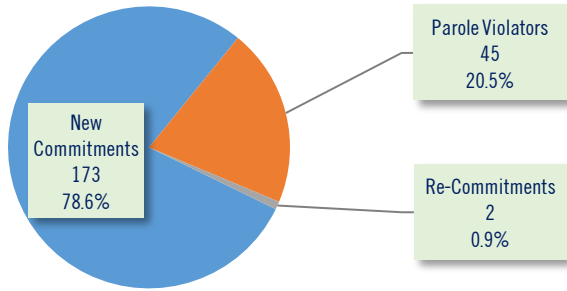
Number of health-related services provided to youth throughout the month.

CATEGORY	SECURE CARE
Hospital Admissions	0
Intake Medical / Dental Screenings	25
Medical Provider Visits	79
Dental Provider Visits	68
Nursing Contacts*	1,103
Mental Health (Psychiatric) Provider Visits	85

*Contact includes sick calls, blood work, treatment and screenings.

SECURE CARE COMMITMENT STATUS

Population by commitment status as of the last day of the month.



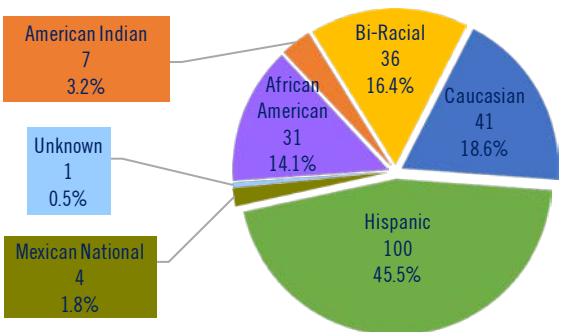
SECURE CARE COMMITTING COUNTY

Population as of the last day of the month.

COUNTY	MALE	FEMALE	TOTAL	PERCENT
Apache	0	1	1	0.5%
Cochise	6	1	7	3.2%
Coconino	2	0	2	0.9%
Gila	4	0	4	1.8%
Graham	3	0	3	1.4%
Greenlee	2	0	2	0.9%
La Paz	0	0	0	0.0%
Maricopa	119	9	128	58.2%
Mohave	16	2	18	8.2%
Navajo	2	0	2	0.9%
Pima	14	0	14	6.4%
Pinal	4	0	4	1.8%
Santa Cruz	4	1	5	2.3%
Yavapai	10	2	12	5.5%
Yuma	14	4	18	8.2%
TOTAL	200	20	220	100%

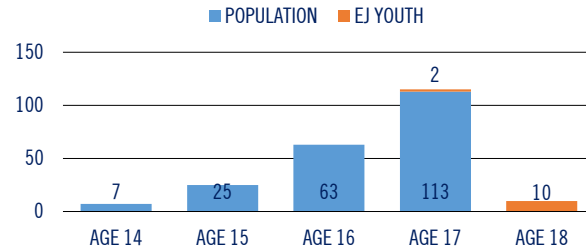
SECURE CARE ETHNIC DISTRIBUTION

Population as of the last day of the month.



SECURE CARE AGE DISTRIBUTION

A.R.S. 8-202 requires juvenile courts to retain jurisdiction over a juvenile who is at least 17 years old and who has been adjudicated delinquent, until the person reaches 19 years old. This requires the court to order continued services until the juvenile reaches 19 years old or services are terminated by the court. Content represents population as of the last day of the month, highlighting our Extended Jurisdiction (EJ) youth.



LENGTH OF STAY

Since July 1, 2019 (FY 2020), AZDJC released 155 youth from its population, who served an average of 8.7 months.

CATEGORY	6 MONTHS OR LESS	6 TO 12 MONTHS	12 MONTHS OR GREATER
Released to Parole	10	45	17
Aged Out (18-19)	25	27	18
Transfer to Adult	5	4	4
ICE Discharge	0	0	0
Recalled by Court	0	0	0
TOTAL	40	76	39

RECIDIVISM RATES

Represents youth identified by the year they were released, who returned to custody with AZDJC or ADC following their release from Secure Care.

LENGTH OF FOLLOW-UP	NEW OFFENSES & TECHNICAL VIOLATIONS	NEW OFFENSES	SEXUAL OFFENSES
2017 Releases (12 Months)	34.6%	23.4%	0.0%
2016 Releases (24 Months)	42.0%	29.5%	1.9%
2015 Releases (36 Months)	49.8%	41.7%	0.0%

RESTORATIVE JUSTICE

Represents services provided to victims and restitution collected from youth. As of July 1, 2019, 69 (31.4%) victims are registered.

CATEGORY	THIS MONTH	FY 20 (YTD)
Victims Registered	0	69
Victim Notifications	55	315
Victim Notification of Release	2	19
Victim Services Provided	190	1,324
Victim Restitution Collected	\$506.34	\$3,734.72

ARIZONA DEPARTMENT OF JUVENILE CORRECTIONS

JUST THE FACTS

Our Vision is to be a nationally recognized leader that advances public safety through the rehabilitation of seriously delinquent youth.

JANUARY 2020

DOUGLAS A. DUCEY
GOVERNOR

JEFF HOOD
DIRECTOR

ARIZONA DEPARTMENT
OF JUVENILE CORRECTIONS
1624 West Adams Street
Phoenix, Arizona 85007
www.azdjc.gov

This publication provides preliminary data. Please refer to our online reports for the most current statistics. Thank you.

Published February 5, 2020

AGENCY CENSUS

Population as of the last day of the month.

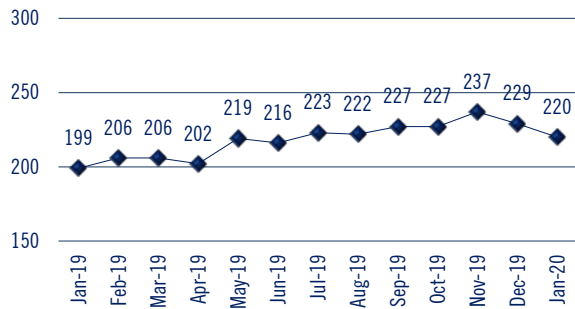
CATEGORY	MALE	FEMALE	TOTAL
Secure Care	200	20	220
Parole – Community Supervision	30	3	33
Parole – Interstate In	64	14	78
Parole – Interstate Out	2	0	2
Parole – Abscond/Warrant Status	8	1	9
Probation – Interstate Out	48	14	62
TOTAL	352	52	404

AZDJC currently supervises 13 Extended Jurisdiction youth. Twelve youth are in Secure Care (9 male / 3 female), and one male youth is on Parole.

Dually involved (Department of Child Safety) youth represent 50 (19%) of our Secure Care and Parole (Community Supervision, Interstate Out and Abscond) populations.

SECURE CARE POPULATION TREND

Content represents a thirteen-month population trend as of the last day of the month. Data reflects a 10.6% increase since January 31, 2019.



SECURE CARE POPULATION DETAIL

Population admissions and releases during the month.

POPULATION AS OF DECEMBER 31, 2019				229
ADMISSIONS	MALE	FEMALE	TOTAL	
New Commitment	8	1	9	
Parole Violator	10	1	11	
Re-Commitment	0	0	0	
TOTAL	18	2	20	
RELEASES	MALE	FEMALE	TOTAL	
Released to Parole	9	1	10	
Aged Out (18-19)	15	1	16	
Convicted as an Adult	3	0	3	
ICE Discharge	0	0	0	
TOTAL	27	2	29	
POPULATION AS OF JANUARY 31, 2020				220

AGENCY RISK LEVELS

Population risk to recidivate based upon the Arizona Juvenile Assessment System (AZYAS) Assessment Tool as of the last day of the month.

CATEGORY	SECURE CARE		PAROLE ⁽¹⁾	
Low Risk	31	14.2%	7	15.9%
Medium Risk	94	43.1%	19	43.2%
High Risk	93	42.7%	18	40.9%
TOTAL	218	100%	44	100%

¹ Parole includes Community Supervision, Interstate Out and Abscond.

² At the time this document was published, 2 youth had not been assessed.

AGENCY PRIOR REFERRALS

The number of times a youth was involved in the juvenile justice system prior to commitment to AZDJC as of the last day of the month.

CATEGORY	SECURE CARE	PAROLE
1 to 3 Referrals	25	4
4 to 6 Referrals	41	11
7 to 9 Referrals	45	6
10 to 12 Referrals	31	7
13 or More Referrals	78	16
TOTAL	220	44

AGENCY PRIOR ADJUDICATIONS

The number of times a youth was adjudicated delinquent prior to commitment to AZDJC as of the last day of the month.

CATEGORY	SECURE CARE	PAROLE
1 Adjudication	12	2
2 to 3 Adjudications	40	7
4 to 5 Adjudications	49	4
6 to 7 Adjudications	37	7
8 or More Adjudications	82	24
TOTAL	220	44

AGENCY PRIOR COMMITMENT OFFENSES

The most serious offense committed by the youth prior to commitment to AZDJC as of the last day of the month.

CATEGORY	SECURE CARE	PAROLE
Crimes Against Persons	63	16
Property Offenses	50	8
Other Offenses	38	8
Public Order Offenses	29	3
Drug Offenses	21	6
Weapon Offenses	19	3
Non-Delinquent Offenses	0	0
TOTAL	220	44

CLINICAL SERVICES

During the intake assessment, we identify and prescribe treatment to address criminogenic and non-criminogenic factors. Content represents the minimum treatment duration and number of youth prescribe treatment as of the last day of the month. Youth may be enrolled in more than one program.

CATEGORY	DURATION	YOUTH
Dialectical Behavior Therapy	6 Months	215
Seven Challenges	6 Months	141
Aggression Replacement Therapy	10 Weeks	187
Stages of Accomplishment ⁽¹⁾	6 Months	18
Sex Trafficking Awareness & Recovery ⁽²⁾	11 Weeks	2

¹ Stages of Accomplishment – Individual formalized treatment.

² Sex Trafficking Awareness & Recovery – Prescribed for female youth only.

EDUCATION SERVICES

Number of youth enrolled in all school programs as of the last day of the month. Youth may be enrolled in more than one program.

CATEGORY	SECURE CARE
Enrolled in School	190
Out to Court / Detention – Not Enrolled in School	30
Enrolled in Career Technical Education	86
Enrolled in IDEA / Section 504 (Special Education)	47
GED Certificates Awarded (FY 20)	46
High School Diplomas Awarded (FY 20)	0

EDUCATION SERVICES WHILE ON PAROLE

Number of youth enrolled in school or work activities while on Parole as of the last day of the month. Youth may be enrolled in more than one program.

CATEGORY	PAROLE
Enrolled in School	39
GED Preparation	6
Post-Secondary School	2
Vocational Training	1
Employment	8

HEALTH SERVICES

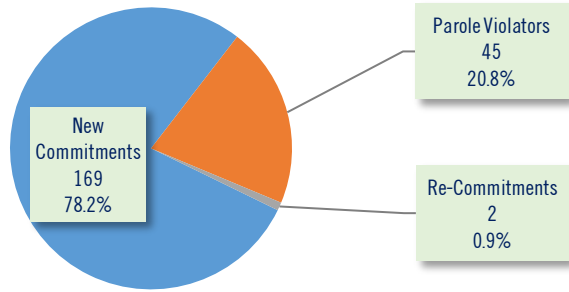
Number of health-related services provided to youth throughout the month.

CATEGORY	SECURE CARE
Hospital Admissions	0
Intake Medical / Dental Screenings	22
Medical Provider Visits	62
Dental Provider Visits	54
Nursing Contacts*	1,044
Mental Health (Psychiatric) Provider Visits	79

*Contact includes sick calls, blood work, treatment and screenings.

SECURE CARE COMMITMENT STATUS

Population by commitment status as of the last day of the month.



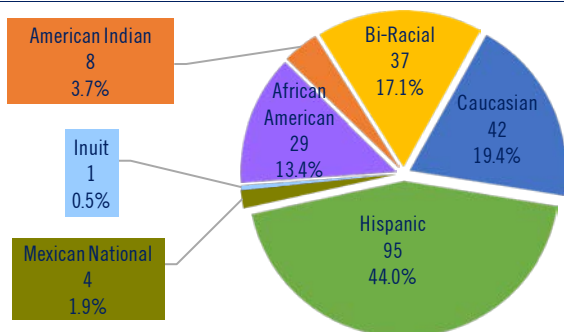
SECURE CARE COMMITTING COUNTY

Population as of the last day of the month.

COUNTY	MALE	FEMALE	TOTAL	PERCENT
Apache	0	1	1	0.5%
Cochise	5	1	6	2.8%
Coconino	1	0	1	0.5%
Gila	3	0	3	1.4%
Graham	4	0	4	1.9%
Greenlee	2	0	2	0.9%
La Paz	0	0	0	0.0%
Maricopa	116	7	123	56.9%
Mohave	16	2	18	8.3%
Navajo	2	0	2	0.9%
Pima	15	0	15	6.9%
Pinal	4	0	4	1.9%
Santa Cruz	4	1	5	2.3%
Yavapai	11	2	13	6.0%
Yuma	15	4	19	8.8%
TOTAL	198	18	216	100%

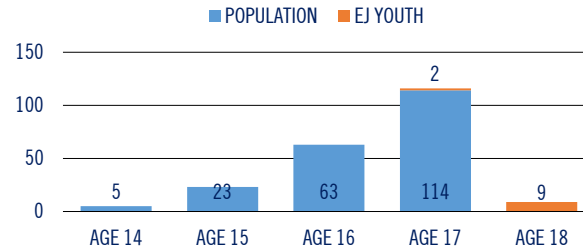
SECURE CARE ETHNIC DISTRIBUTION

Population as of the last day of the month.



SECURE CARE AGE DISTRIBUTION

A.R.S. 8-202 requires juvenile courts to retain jurisdiction over a juvenile who is at least 17 years old and who has been adjudicated delinquent, until the person reaches 19 years old. This requires the court to order continued services until the juvenile reaches 19 years old or services are terminated by the court. Content represents population as of the last day of the month, highlighting our Extended Jurisdiction (EJ) youth.



LENGTH OF STAY

Since July 1, 2019 (FY 2020), AZDJC released 173 youth from its population, who served an average of 9.1 months.

CATEGORY	6 MONTHS OR LESS	6 TO 12 MONTHS	12 MONTHS OR GREATER
Released to Parole	13	47	19
Aged Out (18-19)	31	31	19
Transfer to Adult	5	4	4
ICE Discharge	0	0	0
Recalled by Court	0	0	0
TOTAL	49	82	42

RECIDIVISM RATES

Represents youth identified by the year they were released, who returned to custody with AZDJC or ADC following their release from Secure Care.

LENGTH OF FOLLOW-UP	NEW OFFENSES & TECHNICAL VIOLATIONS	NEW OFFENSES	SEXUAL OFFENSES
2017 Releases (12 Months)	34.6%	23.4%	0.0%
2016 Releases (24 Months)	42.0%	29.5%	1.9%
2015 Releases (36 Months)	49.8%	41.7%	0.0%

RESTORATIVE JUSTICE

Represents services provided to victims and restitution collected from youth. As of July 1, 2019, 64 (29.6%) victims are registered.

CATEGORY	THIS MONTH	FY 20 (YTD)
Victims Registered	0	64
Victim Notifications	45	360
Victim Notification of Release	1	20
Victim Services Provided	127	1,451
Victim Restitution Collected	\$497.92	\$4,232.64

ARIZONA DEPARTMENT OF JUVENILE CORRECTIONS

JUST THE FACTS

Our Vision is to be a nationally recognized leader that advances public safety through the rehabilitation of seriously delinquent youth.

FEBRUARY 2020

DOUGLAS A. DUCEY
GOVERNOR

JEFF HOOD
DIRECTOR

ARIZONA DEPARTMENT
OF JUVENILE CORRECTIONS
1624 West Adams Street
Phoenix, Arizona 85007
www.azdjc.gov

This publication provides preliminary data. Please refer to our online reports for the most current statistics. Thank you.

Published March 10, 2020

AGENCY CENSUS

Population as of the last day of the month.

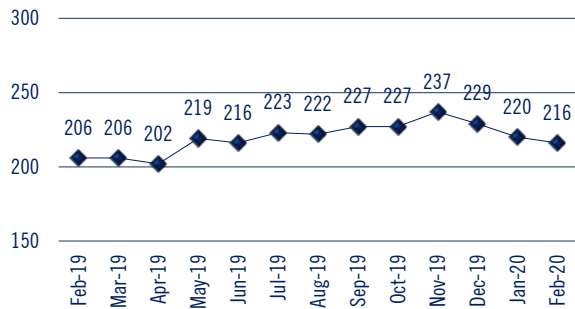
CATEGORY	MALE	FEMALE	TOTAL
Secure Care	198	18	216
Parole – Community Supervision	39	4	43
Parole – Interstate In	65	12	77
Parole – Interstate Out	0	0	0
Parole – Abscond/Warrant Status	6	1	7
Probation – Interstate Out	63	13	76
TOTAL	371	48	419

AZDJC currently supervises 13 Extended Jurisdiction youth. Eleven youth are in Secure Care (8 male / 3 female), and two male youth are on Parole.

Dually involved (Department of Child Safety) youth represent 44 (16.5%) of our Secure Care and Parole (Community Supervision, Interstate Out and Abscond) populations.

SECURE CARE POPULATION TREND

Content represents a thirteen-month population trend as of the last day of the month. Data reflects a 4.9% increase since February 28, 2019.



SECURE CARE POPULATION DETAIL

Population admissions and releases during the month.

POPULATION AS OF JANUARY 31, 2019			
ADMISSIONS	MALE	FEMALE	TOTAL
New Commitment	12	1	13
Parole Violator	1	0	1
Re-Commitment	0	0	0
TOTAL	13	1	14
RELEASES			
MALE	FEMALE	TOTAL	
Released to Parole	6	1	7
Aged Out (18-19)	9	2	11
Convicted as an Adult	0	0	0
ICE Discharge	0	0	0
TOTAL	15	3	18
POPULATION AS OF FEBRUARY 29, 2020			
			216

AGENCY RISK LEVELS

Population risk to recidivate based upon the Arizona Juvenile Assessment System (AZYAS) Assessment Tool as of the last day of the month.

CATEGORY	SECURE CARE	PAROLE ⁽¹⁾
Low Risk	32 15.0%	9 18.0%
Medium Risk	89 41.6%	22 44.0%
High Risk	93 43.5%	19 38.0%
TOTAL	214 ⁽²⁾ 100%	50 100%

¹ Parole includes Community Supervision, Interstate Out and Abscond.

² At the time this document was published, 2 youth had not been assessed.

AGENCY PRIOR REFERRALS

The number of times a youth was involved in the juvenile justice system prior to commitment to AZDJC as of the last day of the month.

CATEGORY	SECURE CARE	PAROLE
1 to 3 Referrals	24	5
4 to 6 Referrals	39	13
7 to 9 Referrals	44	7
10 to 12 Referrals	33	8
13 or More Referrals	76	17
TOTAL	216	50

AGENCY PRIOR ADJUDICATIONS

The number of times a youth was adjudicated delinquent prior to commitment to AZDJC as of the last day of the month.

CATEGORY	SECURE CARE	PAROLE
1 Adjudication	11	3
2 to 3 Adjudications	37	8
4 to 5 Adjudications	48	7
6 to 7 Adjudications	34	8
8 or More Adjudications	86	24
TOTAL	216	50

AGENCY PRIOR COMMITMENT OFFENSES

The most serious offense committed by the youth prior to commitment to AZDJC as of the last day of the month.

CATEGORY	SECURE CARE	PAROLE
Crimes Against Persons	57	18
Property Offenses	45	12
Other Offenses	38	9
Public Order Offenses	31	3
Drug Offenses	25	5
Weapon Offenses	20	3
Non-Delinquent Offenses	0	0
TOTAL	216	50

CLINICAL SERVICES

During the intake assessment, we identify and prescribe treatment to address criminogenic and non-criminogenic factors. Content represents the minimum treatment duration and number of youth prescribe treatment as of the last day of the month. Youth may be enrolled in more than one program.

CATEGORY	DURATION	YOUTH
Dialectical Behavior Therapy	6 Months	213
Seven Challenges	6 Months	135
Aggression Replacement Therapy	10 Weeks	177
Stages of Accomplishment ⁽¹⁾	6 Months	16
Sex Trafficking Awareness & Recovery ⁽²⁾	11 Weeks	2

¹ Stages of Accomplishment – Individual formalized treatment.

² Sex Trafficking Awareness & Recovery – Prescribed for female youth only.

EDUCATION SERVICES

Number of youth enrolled in all school programs as of the last day of the month. Youth may be enrolled in more than one program.

CATEGORY	SECURE CARE
Enrolled in School	198
Out to Court / Detention – Not Enrolled in School	18
Enrolled in Career Technical Education	113
Enrolled in IDEA / Section 504 (Special Education)	51
GED Certificates Awarded (FY 20)	50
High School Diplomas Awarded (FY 20)	0

EDUCATION SERVICES WHILE ON PAROLE

Number of youth enrolled in school or work activities while on Parole as of the last day of the month. Youth may be enrolled in more than one program.

CATEGORY	PAROLE
Enrolled in School	28
GED Preparation	5
Post-Secondary School	1
Vocational Training	0
Employment	6

HEALTH SERVICES

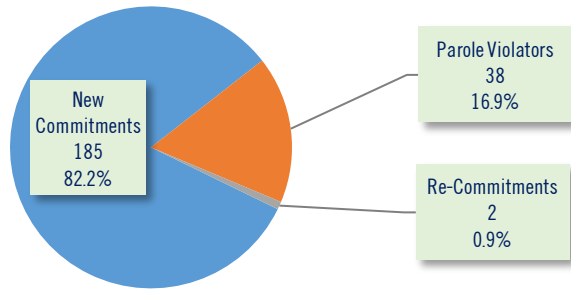
Number of health-related services provided to youth throughout the month.

CATEGORY	SECURE CARE
Hospital Admissions	0
Intake Medical / Dental Screenings	15
Medical Provider Visits	63
Dental Provider Visits	57
Nursing Contacts*	1,035
Mental Health (Psychiatric) Provider Visits	71

*Contact includes sick calls, blood work, treatment and screenings.

SECURE CARE COMMITMENT STATUS

Population by commitment status as of the last day of the month.



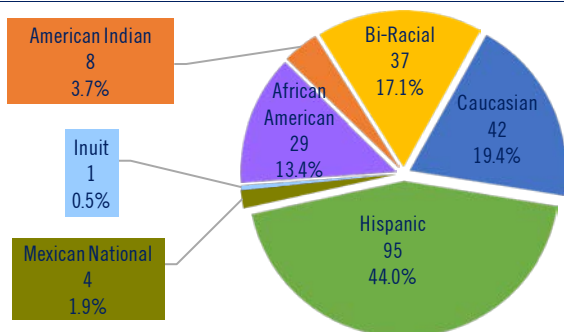
SECURE CARE COMMITTING COUNTY

Population as of the last day of the month.

COUNTY	MALE	FEMALE	TOTAL	PERCENT
Apache	0	1	1	0.4%
Cochise	5	1	6	2.7%
Coconino	0	0	0	0.0%
Gila	3	0	3	1.3%
Graham	6	0	6	2.7%
Greenlee	2	0	2	0.9%
La Paz	0	0	0	0.0%
Maricopa	120	9	129	57.3%
Mohave	16	2	18	8.0%
Navajo	2	0	2	0.9%
Pima	15	0	15	6.7%
Pinal	4	0	4	1.8%
Santa Cruz	3	1	4	1.8%
Yavapai	11	1	12	5.3%
Yuma	18	5	23	10.2%
TOTAL	205	20	225	100.0%

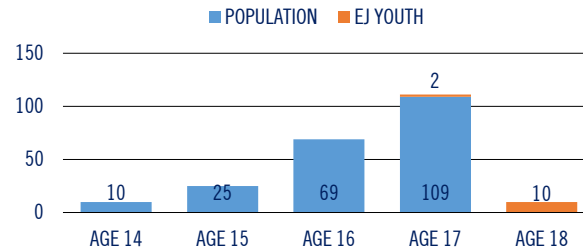
SECURE CARE ETHNIC DISTRIBUTION

Population as of the last day of the month.



SECURE CARE AGE DISTRIBUTION

A.R.S. 8-202 requires juvenile courts to retain jurisdiction over a juvenile who is at least 17 years old and who has been adjudicated delinquent, until the person reaches 19 years old. This requires the court to order continued services until the juvenile reaches 19 years old or services are terminated by the court. Content represents population as of the last day of the month, highlighting our Extended Jurisdiction (EJ) youth.



LENGTH OF STAY

Since July 1, 2019 (FY 2020), AZDJC released 203 youth from its population, who served an average of 9.2 months.

CATEGORY	6 MONTHS OR LESS	6 TO 12 MONTHS	12 MONTHS OR GREATER
Released to Parole	7	57	23
Aged Out (18-19)	30	45	25
Transfer to Adult	6	5	5
ICE Discharge	0	0	0
Recalled by Court	0	0	0
TOTAL	43	107	53

RECIDIVISM RATES

Represents youth identified by the year they were released, who returned to custody with AZDJC or ADC following their release from Secure Care.

LENGTH OF FOLLOW-UP	NEW OFFENSES & TECHNICAL VIOLATIONS	NEW OFFENSES	SEXUAL OFFENSES
2017 Releases (12 Months)	34.6%	23.4%	0.0%
2016 Releases (24 Months)	42.0%	29.5%	1.9%
2015 Releases (36 Months)	49.8%	41.7%	0.0%

RESTORATIVE JUSTICE

Represents services provided to victims and restitution collected from youth. As of July 1, 2019, 62 (27.6%) victims are registered.

CATEGORY	THIS MONTH	FY 20 (YTD)
Victims Registered	1	62
Victim Notifications	26	386
Victim Notification of Release	2	22
Victim Services Provided	151	1,602
Victim Restitution Collected	\$384.00	\$4,580.64

ARIZONA DEPARTMENT OF JUVENILE CORRECTIONS

JUST THE FACTS

Our Vision is to be a nationally recognized leader that advances public safety through the rehabilitation of seriously delinquent youth.

MARCH 2020

DOUGLAS A. DUCEY
GOVERNOR

JEFF HOOD
DIRECTOR

ARIZONA DEPARTMENT
OF JUVENILE CORRECTIONS
1624 West Adams Street
Phoenix, Arizona 85007
www.azdjic.gov

This publication provides preliminary data. Please refer to our online reports for the most current statistics. Thank you.

Published April 10, 2020

AGENCY CENSUS

Population as of the last day of the month.

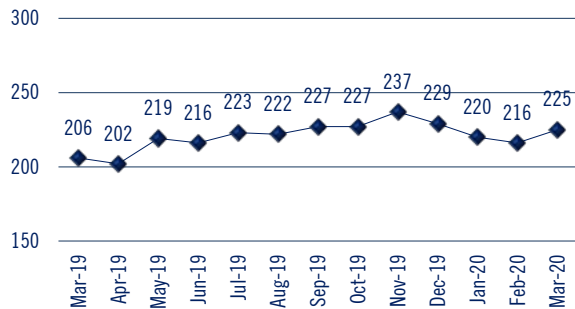
CATEGORY	MALE	FEMALE	TOTAL
Secure Care	205	20	225
Parole – Community Supervision	33	3	36
Parole – Interstate In	66	10	76
Parole – Interstate Out	0	0	0
Parole – Abscond/Warrant Status	7	1	8
Probation – Interstate Out	44	16	60
TOTAL	355	50	405

AZDJC currently supervises 13 Extended Jurisdiction youth. Twelve youth are in Secure Care (9 male / 3 female), and one male youth is on Parole.

Dually involved (Department of Child Safety) youth represent 46 (17.1%) of our Secure Care and Parole (Community Supervision, Interstate Out and Abscond) populations.

SECURE CARE POPULATION TREND

Content represents a thirteen-month population trend as of the last day of the month. Data reflects a 9.2% increase since March 31, 2019.



SECURE CARE POPULATION DETAIL

Population admissions and releases during the month.

POPULATION AS OF FEBRUARY 28, 2019			
			216
ADMISSIONS	MALE	FEMALE	TOTAL
New Commitment	25	3	28
Parole Violator	12	0	12
Re-Commitment	0	0	0
TOTAL	37	3	40
RELEASES	MALE	FEMALE	TOTAL
Released to Parole	9	0	9
Aged Out (18-19)	18	1	19
Convicted as an Adult	3	0	3
ICE Discharge	0	0	0
TOTAL	30	1	31
POPULATION AS OF MARCH 31, 2020			
			225

AGENCY RISK LEVELS

Population risk to recidivate based upon the Arizona Juvenile Assessment System (AZYAS) Assessment Tool as of the last day of the month.

CATEGORY	SECURE CARE		PAROLE ⁽¹⁾	
Low Risk	30	13.5%	8	18.2%
Medium Risk	93	41.7%	19	43.2%
High Risk	100	44.8%	17	38.6%
TOTAL	223 ⁽²⁾	100%	44	100%

¹ Parole includes Community Supervision, Interstate Out and Abscond.

² At the time this document was published, 2 youth had not been assessed.

AGENCY PRIOR REFERRALS

The number of times a youth was involved in the juvenile justice system prior to commitment to AZDJC as of the last day of the month.

CATEGORY	SECURE CARE	PAROLE
1 to 3 Referrals	24	7
4 to 6 Referrals	42	6
7 to 9 Referrals	43	10
10 to 12 Referrals	38	8
13 or More Referrals	78	13
TOTAL	225	44

AGENCY PRIOR ADJUDICATIONS

The number of times a youth was adjudicated delinquent prior to commitment to AZDJC as of the last day of the month.

CATEGORY	SECURE CARE	PAROLE
1 Adjudication	12	4
2 to 3 Adjudications	37	6
4 to 5 Adjudications	51	7
6 to 7 Adjudications	37	7
8 or More Adjudications	88	20
TOTAL	225	44

AGENCY PRIOR COMMITMENT OFFENSES

The most serious offense committed by the youth prior to commitment to AZDJC as of the last day of the month.

CATEGORY	SECURE CARE	PAROLE
Crimes Against Persons	61	13
Property Offenses	59	11
Other Offenses	30	8
Public Order Offenses	28	5
Drug Offenses	27	4
Weapon Offenses	20	3
Non-Delinquent Offenses	0	0
TOTAL	225	44

CLINICAL SERVICES

During the intake assessment, we identify and prescribe treatment to address criminogenic and non-criminogenic factors. Content represents the minimum treatment duration and number of youth prescribe treatment as of the last day of the month. Youth may be enrolled in more than one program.

CATEGORY	DURATION	YOUTH
Dialectical Behavior Therapy	6 Months	225
Seven Challenges	6 Months	146
Aggression Replacement Therapy	10 Weeks	183
Stages of Accomplishment ⁽¹⁾	6 Months	16
Sex Trafficking Awareness & Recovery ⁽²⁾	11 Weeks	4

¹ Stages of Accomplishment – Individual formalized treatment.

² Sex Trafficking Awareness & Recovery – Prescribed for female youth only.

EDUCATION SERVICES

Number of youth enrolled in all school programs as of the last day of the month. Youth may be enrolled in more than one program.

CATEGORY	SECURE CARE
Enrolled in School	202
Out to Court / Detention – Not Enrolled in School	23
Enrolled in Career Technical Education	117
Enrolled in IDEA / Section 504 (Special Education)	57
GED Certificates Awarded (FY 20)	51
High School Diplomas Awarded (FY 20)	1

EDUCATION SERVICES WHILE ON PAROLE

Number of youth enrolled in school or work activities while on Parole as of the last day of the month. Youth may be enrolled in more than one program.

CATEGORY	PAROLE
Enrolled in School	29
GED Preparation	6
Post-Secondary School	1
Vocational Training	2
Employment	6

HEALTH SERVICES

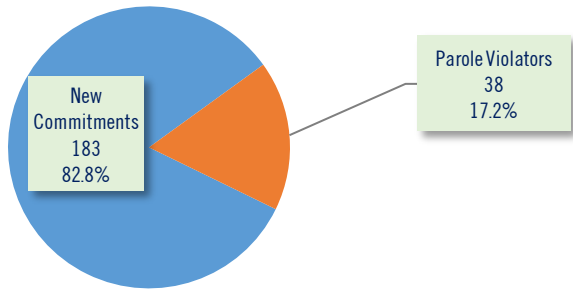
Number of health-related services provided to youth throughout the month.

CATEGORY	SECURE CARE
Hospital Admissions	0
Intake Medical / Dental Screenings	31
Medical Provider Visits	72
Dental Provider Visits	72
Nursing Contacts*	734
Mental Health (Psychiatric) Provider Visits	68

*Contact includes sick calls, blood work, treatment and screenings.

SECURE CARE COMMITMENT STATUS

Population by commitment status as of the last day of the month.



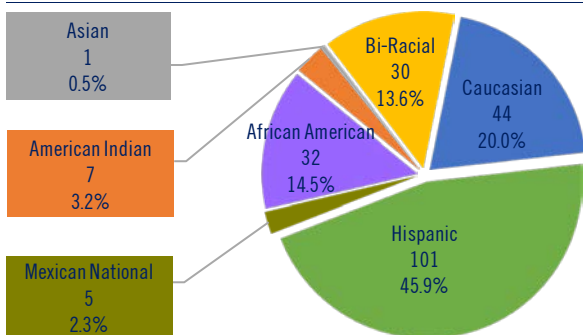
SECURE CARE COMMITTING COUNTY

Population as of the last day of the month.

COUNTY	MALE	FEMALE	TOTAL	PERCENT
Apache	0	0	0	0.0%
Cochise	7	2	9	4.1%
Coconino	0	0	0	0.0%
Gila	3	0	3	1.4%
Graham	5	0	5	2.3%
Greenlee	2	0	2	0.9%
La Paz	0	0	0	0.0%
Maricopa	121	9	130	58.8%
Mohave	14	1	15	6.8%
Navajo	2	0	2	0.9%
Pima	15	0	15	6.8%
Pinal	5	0	5	2.3%
Santa Cruz	4	1	5	2.3%
Yavapai	7	0	7	3.2%
Yuma	18	5	23	10.4%
TOTAL	203	18	221	100%

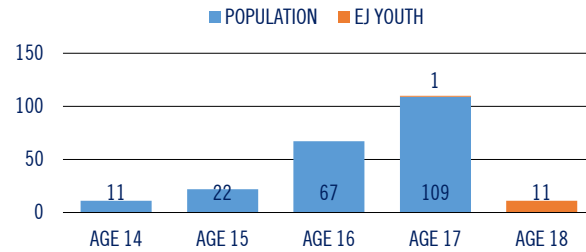
SECURE CARE ETHNIC DISTRIBUTION

Population as of the last day of the month.



SECURE CARE AGE DISTRIBUTION

A.R.S. 8-202 requires juvenile courts to retain jurisdiction over a juvenile who is at least 17 years old and who has been adjudicated delinquent, until the person reaches 19 years old. This requires the court to order continued services until the juvenile reaches 19 years old or services are terminated by the court. Content represents population as of the last day of the month, highlighting our Extended Jurisdiction (EJ) youth.



LENGTH OF STAY

Since July 1, 2019 (FY 2020), AZDJC released 234 youth from its population, who served an average of 9.2 months.

CATEGORY	6 MONTHS OR LESS	6 TO 12 MONTHS	12 MONTHS OR GREATER
Released to Parole	10	72	31
Aged Out (18-19)	31	49	25
Transfer to Adult	6	5	6
ICE Discharge	0	0	0
Recalled by Court	0	0	0
TOTAL	47	126	62

RECIDIVISM RATES

Represents youth identified by the year they were released, who returned to custody with AZDJC or ADC following their release from Secure Care.

LENGTH OF FOLLOW-UP	NEW OFFENSES & TECHNICAL VIOLATIONS	NEW OFFENSES	SEXUAL OFFENSES
2017 Releases (12 Months)	34.6%	23.4%	0.0%
2016 Releases (24 Months)	42.0%	29.5%	1.9%
2015 Releases (36 Months)	49.8%	41.7%	0.0%

RESTORATIVE JUSTICE

Represents services provided to victims and restitution collected from youth. As of July 1, 2019, 63 (28.5%) victims are registered.

CATEGORY	THIS MONTH	FY 20 (YTD)
Victims Registered	1	63
Victim Notifications	13	399
Victim Notification of Release	1	23
Victim Services Provided	234	1,836
Victim Restitution Collected	\$355.38	\$4,936.02

ARIZONA DEPARTMENT OF JUVENILE CORRECTIONS

JUST THE FACTS

Our Vision is to be a nationally recognized leader that advances public safety through the rehabilitation of seriously delinquent youth.

APRIL 2020

DOUGLAS A. DUCEY
GOVERNOR

JEFF HOOD
DIRECTOR

ARIZONA DEPARTMENT
OF JUVENILE CORRECTIONS
1624 West Adams Street
Phoenix, Arizona 85007
www.azdjic.gov

This publication provides preliminary data. Please refer to our online reports for the most current statistics. Thank you.

Published May 11, 2020

AGENCY CENSUS

Population as of the last day of the month.

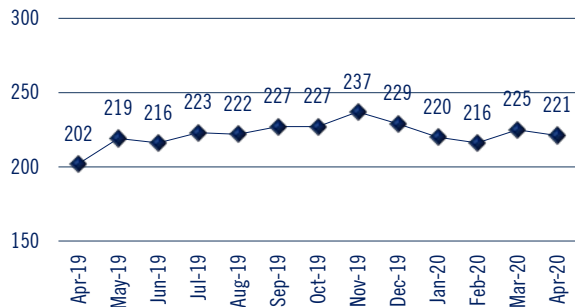
CATEGORY	MALE	FEMALE	TOTAL
Secure Care	203	18	221
Parole – Community Supervision	45	7	52
Parole – Interstate In	66	9	75
Parole – Interstate Out	1	0	1
Parole – Abscond/Warrant Status	3	0	3
Probation – Interstate Out	40	16	56
TOTAL	358	50	408

AZDJC currently supervises 13 Extended Jurisdiction youth. Twelve youth are in Secure Care (9 male / 3 female), and one male youth is on Parole.

Dually involved (Department of Child Safety) youth represent 49 (17.8%) of our Secure Care and Parole (Community Supervision, Interstate Out and Abscond) populations.

SECURE CARE POPULATION TREND

Content represents a thirteen-month population trend as of the last day of the month. Data reflects a 9.4% increase since April 30, 2019.



SECURE CARE POPULATION DETAIL

Population admissions and releases during the month.

POPULATION AS OF MARCH 31, 2020			
			225
ADMISSIONS	MALE	FEMALE	TOTAL
New Commitment	16	2	18
Parole Violator	9	0	9
Re-Commitment	0	0	0
TOTAL	25	2	27
RELEASES	MALE	FEMALE	TOTAL
Released to Parole	19	3	22
Aged Out (18-19)	5	1	6
Convicted as an Adult	3	0	3
ICE Discharge	0	0	0
TOTAL	27	4	16
POPULATION AS OF APRIL 30, 2020			
			221

AGENCY RISK LEVELS

Population risk to recidivate based upon the Arizona Juvenile Assessment System (AZYAS) Assessment Tool as of the last day of the month.

CATEGORY	SECURE CARE		PAROLE ⁽¹⁾	
Low Risk	32	14.6%	8	14.5%
Medium Risk	90	41.1%	29	52.7%
High Risk	97	44.3%	18	32.7%
TOTAL	219 ⁽²⁾	100%	55	100%

¹ Parole includes Community Supervision, Interstate Out and Abscond.

² At the time this document was published, 2 youth had not been assessed.

AGENCY PRIOR REFERRALS

The number of times a youth was involved in the juvenile justice system prior to commitment to AZDJC as of the last day of the month.

CATEGORY	SECURE CARE	PAROLE
1 to 3 Referrals	23	7
4 to 6 Referrals	41	9
7 to 9 Referrals	46	9
10 to 12 Referrals	42	7
13 or More Referrals	69	23
TOTAL	221	55

AGENCY PRIOR ADJUDICATIONS

The number of times a youth was adjudicated delinquent prior to commitment to AZDJC as of the last day of the month.

CATEGORY	SECURE CARE	PAROLE
1 Adjudication	12	4
2 to 3 Adjudications	40	5
4 to 5 Adjudications	52	10
6 to 7 Adjudications	36	8
8 or More Adjudications	81	28
TOTAL	221	55

AGENCY PRIOR COMMITMENT OFFENSES

The most serious offense committed by the youth prior to commitment to AZDJC as of the last day of the month.

CATEGORY	SECURE CARE	PAROLE
Crimes Against Persons	65	12
Property Offenses	58	16
Other Offenses	29	5
Public Order Offenses	27	6
Drug Offenses	23	12
Weapon Offenses	19	4
Non-Delinquent Offenses	0	0
TOTAL	221	55

CLINICAL SERVICES

During the intake assessment, we identify and prescribe treatment to address criminogenic and non-criminogenic factors. Content represents the minimum treatment duration and number of youth prescribe treatment as of the last day of the month. Youth may be enrolled in more than one program.

CATEGORY	DURATION	YOUTH
Dialectical Behavior Therapy	6 Months	221
Seven Challenges	6 Months	139
Aggression Replacement Therapy	10 Weeks	179
Stages of Accomplishment ⁽¹⁾	6 Months	13
Sex Trafficking Awareness & Recovery ⁽²⁾	11 Weeks	4

¹ Stages of Accomplishment – Individual formalized treatment.

² Sex Trafficking Awareness & Recovery – Prescribed for female youth only.

EDUCATION SERVICES

Number of youth enrolled in all school programs as of the last day of the month. Youth may be enrolled in more than one program.

CATEGORY	SECURE CARE
Enrolled in School	194
Out to Court / Detention – Not Enrolled in School	27
Enrolled in Career Technical Education	53
Enrolled in IDEA / Section 504 (Special Education)	58
GED Certificates Awarded (FY 20)	51
High School Diplomas Awarded (FY 20)	2

EDUCATION SERVICES WHILE ON PAROLE

Number of youth enrolled in school or work activities while on Parole as of the last day of the month. Youth may be enrolled in more than one program.

CATEGORY	PAROLE
Enrolled in School	30
GED Preparation	2
Post-Secondary School	1
Vocational Training	2
Employment	6

HEALTH SERVICES

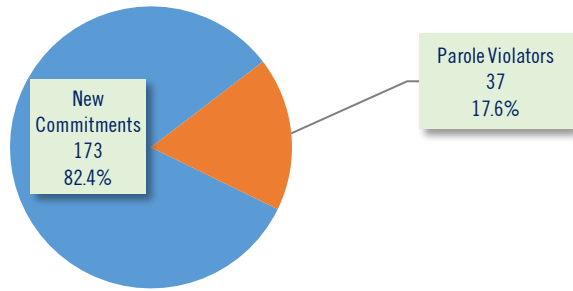
Number of health-related services provided to youth throughout the month.

CATEGORY	SECURE CARE
Hospital Admissions	0
Intake Medical / Dental Screenings	26
Medical Provider Visits	45
Dental Provider Visits	42
Nursing Contacts*	715
Mental Health (Psychiatric) Provider Visits	71

*Contact includes sick calls, blood work, treatment and screenings.

SECURE CARE COMMITMENT STATUS

Population by commitment status as of the last day of the month.



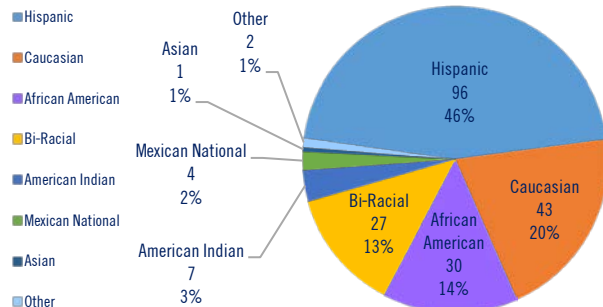
SECURE CARE COMMITTING COUNTY

Population as of the last day of the month.

COUNTY	MALE	FEMALE	TOTAL	PERCENT
Apache	0	0	0	0.0%
Cochise	6	1	7	3.3%
Coconino	0	0	0	0.0%
Gila	5	0	5	2.4%
Graham	6	0	6	2.9%
Greenlee	2	0	2	1.0%
La Paz	0	0	0	0.0%
Maricopa	112	9	121	57.6%
Mohave	14	0	14	6.7%
Navajo	1	0	1	0.5%
Pima	17	0	17	8.1%
Pinal	5	0	5	2.4%
Santa Cruz	2	1	3	1.4%
Yavapai	7	0	7	3.3%
Yuma	17	5	22	10.5%
TOTAL	194	16	210	100%

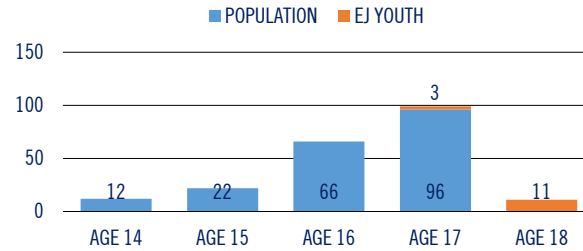
SECURE CARE ETHNIC DISTRIBUTION

Population as of the last day of the month.



SECURE CARE AGE DISTRIBUTION

ARS. 8-202 requires juvenile courts to retain jurisdiction over a juvenile who is at least 17 years old and who has been adjudicated delinquent, until the person reaches 19 years old. This requires the court to order continued services until the juvenile reaches 19 years old or services are terminated by the court. Content represents population as of the last day of the month, highlighting our Extended Jurisdiction (EJ) youth.



LENGTH OF STAY

Since July 1, 2019 (FY 2020), AZDJC released 267 youth from its population, who served an average of 9.1 months.

CATEGORY	6 MONTHS OR LESS	6 TO 12 MONTHS	12 MONTHS OR GREATER
Released to Parole	11	86	37
Aged Out (18-19)	33	53	29
Transfer to Adult	6	7	5
ICE Discharge	0	0	0
Recalled by Court	0	0	0
TOTAL	50	146	71

RECIDIVISM RATES

Represents youth identified by the year they were released, who returned to custody with AZDJC or ADC following their release from Secure Care.

LENGTH OF FOLLOW-UP	NEW OFFENSES & TECHNICAL VIOLATIONS	NEW OFFENSES	SEXUAL OFFENSES
2017 Releases (12 Months)	34.6%	23.4%	0.0%
2016 Releases (24 Months)	42.0%	29.5%	1.9%
2015 Releases (36 Months)	49.8%	41.7%	0.0%

RESTORATIVE JUSTICE

Represents services provided to victims and restitution collected from youth. As of July 1, 2019, 60 (28.6%) victims are registered.

CATEGORY	THIS MONTH	FY 20 (YTD)
Victims Registered	0	60
Victim Notifications	38	437
Victim Notification of Release	5	28
Victim Services Provided	231	2,067
Victim Restitution Collected	\$23.80	\$4,959.82

ARIZONA DEPARTMENT OF JUVENILE CORRECTIONS

JUST THE FACTS

Our Vision is to be a nationally recognized leader that advances public safety through the rehabilitation of seriously delinquent youth.

MAY 2020

DOUGLAS A. DUCEY
GOVERNOR

JEFF HOOD
DIRECTOR

ARIZONA DEPARTMENT
OF JUVENILE CORRECTIONS
1624 West Adams Street
Phoenix, Arizona 85007
www.azdjic.gov

This publication provides preliminary data. Please refer to our online reports for the most current statistics. Thank you.

Published July 6, 2020

AGENCY CENSUS

Population as of the last day of the month.

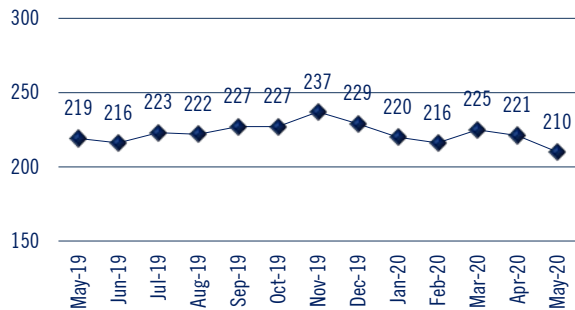
CATEGORY	MALE	FEMALE	TOTAL
Secure Care	194	16	210
Parole – Community Supervision	64	9	73
Parole – Interstate In	64	10	74
Parole – Interstate Out	0	0	0
Parole – Abscond/Warrant Status	5	1	6
Probation – Interstate Out	36	13	49
TOTAL	363	49	412

AZDJC currently supervises 16 extended jurisdiction youth. Fourteen youth are in Secure Care (11 male / 3 female), and two male youth are on Parole.

Dually involved (Department of Child Safety) youth represent 45 (15.6%) of our Secure Care and Parole (Community Supervision, Interstate Out and Abscond) populations.

SECURE CARE POPULATION TREND

Content represents a thirteen-month population trend as of the last day of the month. Data reflects a 4.1% decrease since May 31, 2019.



SECURE CARE POPULATION DETAIL

Population admissions and releases during the month.

POPULATION AS OF APRIL 30, 2020			
			221
ADMISSIONS	MALE	FEMALE	TOTAL
New Commitment	17	2	19
Parole Violator	4	1	5
Re-Commitment	0	0	0
TOTAL	21	3	24
RELEASES	MALE	FEMALE	TOTAL
Released to Parole	20	3	23
Aged Out (18-19)	8	2	10
Convicted as an Adult	1	0	1
ICE Discharge	1	0	1
TOTAL	30	5	35
POPULATION AS OF MAY 31, 2020			
			210

AGENCY RISK LEVELS

Population risk to recidivate based upon the Arizona Juvenile Assessment System (AZYAS) Assessment Tool as of the last day of the month.

CATEGORY	SECURE CARE ⁽¹⁾	PAROLE ⁽²⁾
Low Risk	32 15.4%	8 11.0%
Medium Risk	85 40.9%	37 50.7%
High Risk	91 43.8%	28 38.4%
TOTAL	208 100%	73 100%

¹ At the time this document was published, 2 youth had not been assessed.

² Parole includes Community Supervision, Interstate Out and Abscond

AGENCY PRIOR REFERRALS

The number of times a youth was involved in the juvenile justice system prior to commitment to AZDJC as of the last day of the month.

CATEGORY	SECURE CARE	PAROLE
1 to 3 Referrals	24	6
4 to 6 Referrals	37	17
7 to 9 Referrals	39	16
10 to 12 Referrals	41	10
13 or More Referrals	69	24
TOTAL	210	73

AGENCY PRIOR ADJUDICATIONS

The number of times a youth was adjudicated delinquent prior to commitment to AZDJC as of the last day of the month.

CATEGORY	SECURE CARE	PAROLE
1 Adjudication	11	5
2 to 3 Adjudications	44	5
4 to 5 Adjudications	47	18
6 to 7 Adjudications	35	10
8 or More Adjudications	73	35
TOTAL	210	73

AGENCY PRIOR COMMITMENT OFFENSES

The most serious offense committed by the youth prior to commitment to AZDJC as of the last day of the month.

CATEGORY	SECURE CARE	PAROLE
Crimes Against Persons	63	14
Property Offenses	55	22
Other Offenses	28	7
Public Order Offenses	25	10
Drug Offenses	20	5
Weapon Offenses	19	15
Non-Delinquent Offenses	0	0
TOTAL	210	73

CLINICAL SERVICES

During the intake assessment, we identify and prescribe treatment to address criminogenic and non-criminogenic factors. Content represents the minimum treatment duration and number of youth prescribe treatment as of the last day of the month. Youth may be enrolled in more than one program.

CATEGORY	DURATION	YOUTH
Dialectical Behavior Therapy	6 Months	210
Seven Challenges	6 Months	135
Aggression Replacement Therapy	10 Weeks	164
Stages of Accomplishment ⁽¹⁾	6 Months	15
Sex Trafficking Awareness & Recovery ⁽²⁾	11 Weeks	3

¹ Stages of Accomplishment – Individual formalized treatment.

² Sex Trafficking Awareness & Recovery – Prescribed for female youth only.

EDUCATION SERVICES

Number of youth enrolled in all school programs as of the last day of the month. Youth may be enrolled in more than one program.

CATEGORY	SECURE CARE
Enrolled in School	187
Out to Court / Detention – Not Enrolled in School	23
Enrolled in Career Technical Education	45
Enrolled in IDEA / Section 504 (Special Education)	58
GED Certificates Awarded (FY 20)	51
High School Diplomas Awarded (FY 20)	3

EDUCATION SERVICES WHILE ON PAROLE

Number of youth enrolled in school or work activities while on Parole as of the last day of the month. Youth may be enrolled in more than one program.

CATEGORY	PAROLE
Enrolled in School	23
GED Preparation	1
Post-Secondary School	0
Vocational Training	3
Employment	10

HEALTH SERVICES

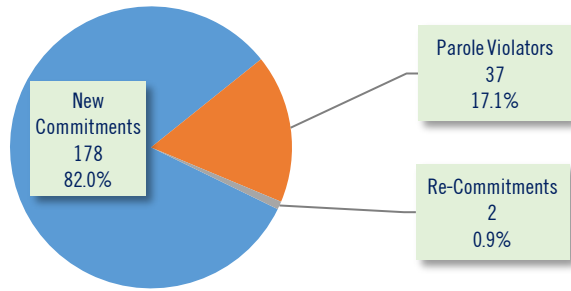
Number of health-related services provided to youth throughout the month.

CATEGORY	SECURE CARE
Hospital Admissions	0
Intake Medical / Dental Screenings	25
Medical Provider Visits	98
Dental Provider Visits	22
Nursing Contacts*	1,275
Mental Health (Psychiatric) Provider Visits	64

*Contact includes sick calls, blood work, treatment and screenings.

SECURE CARE COMMITMENT STATUS

Population by commitment status as of the last day of the month.



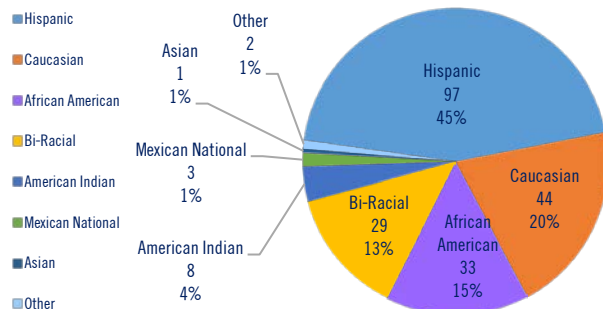
SECURE CARE COMMITTING COUNTY

Population as of the last day of the month.

COUNTY	MALE	FEMALE	TOTAL	PERCENT
Apache	0	1	1	0.5%
Cochise	5	1	6	2.8%
Coconino	0	0	0	0.0%
Gila	5	0	5	2.3%
Graham	6	0	6	2.8%
Greenlee	2	0	2	0.9%
La Paz	0	0	0	0.0%
Maricopa	120	8	128	59.0%
Mohave	16	0	16	7.4%
Navajo	1	0	1	0.5%
Pima	16	0	16	7.4%
Pinal	5	0	5	2.3%
Santa Cruz	1	1	2	0.9%
Yavapai	7	0	7	3.2%
Yuma	17	5	22	10.1%
TOTAL	201	16	217	100%

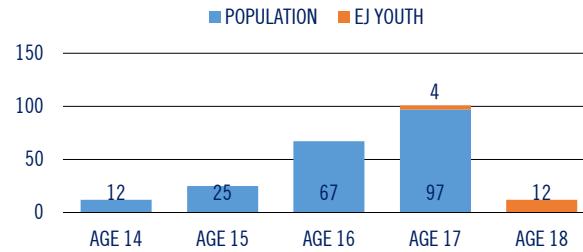
SECURE CARE ETHNIC DISTRIBUTION

Population as of the last day of the month.



SECURE CARE AGE DISTRIBUTION

ARS. 8-202 requires juvenile courts to retain jurisdiction over a juvenile who is at least 17 years old and who has been adjudicated delinquent, until the person reaches 19 years old. This requires the court to order continued services until the juvenile reaches 19 years old or services are terminated by the court. Content represents population as of the last day of the month, highlighting our Extended Jurisdiction (EJ) youth.



LENGTH OF STAY

Since July 1, 2019 (FY 2020), AZDJC released 286 youth from its population, who served an average of 9.1 months.

CATEGORY	6 MONTHS OR LESS	6 TO 12 MONTHS	12 MONTHS OR GREATER
Released to Parole	12	91	38
Aged Out (18-19)	36	60	30
Transfer to Adult	6	8	5
ICE Discharge	0	0	0
Recalled by Court	0	0	0
TOTAL	54	159	73

RECIDIVISM RATES

Represents youth identified by the year they were released, who returned to custody with AZDJC or ADC following their release from Secure Care.

LENGTH OF FOLLOW-UP	NEW OFFENSES & TECHNICAL VIOLATIONS	NEW OFFENSES	SEXUAL OFFENSES
2017 Releases (12 Months)	34.6%	23.4%	0.0%
2016 Releases (24 Months)	42.0%	29.5%	1.9%
2015 Releases (36 Months)	49.8%	41.7%	0.0%

RESTORATIVE JUSTICE

Represents services provided to victims and restitution collected from youth. As of July 1, 2019, 54 (25%) victims are registered.

CATEGORY	THIS MONTH	FY 20 (YTD)
Victims Registered	0	54
Victim Notifications	23	460
Victim Notification of Release	5	33
Victim Services Provided	99	2,166
Victim Restitution Collected	\$13.60	\$4,973.42

ARIZONA DEPARTMENT OF JUVENILE CORRECTIONS

JUST THE FACTS

Our Vision is to be a nationally recognized leader that advances public safety through the rehabilitation of seriously delinquent youth.

JUNE 2020

DOUGLAS A. DUCEY
GOVERNOR

JEFF HOOD
DIRECTOR

ARIZONA DEPARTMENT
OF JUVENILE CORRECTIONS
1624 West Adams Street
Phoenix, Arizona 85007
www.azdjcr.gov

This publication provides preliminary data. Please refer to our online reports for the most current statistics. Thank you.

Published July 15, 2020

AGENCY CENSUS

Population as of the last day of the month.

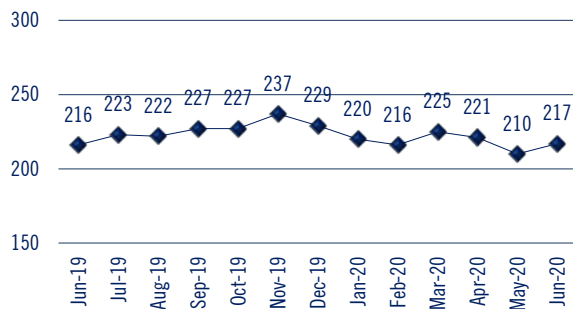
CATEGORY	MALE	FEMALE	TOTAL
Secure Care	201	16	217
Parole – Community Supervision	50	8	58
Parole – Interstate In	62	11	73
Parole – Interstate Out	0	0	0
Parole – Abscond/Warrant Status	8	0	8
Probation – Interstate Out	35	14	49
TOTAL	356	49	405

AZDJC currently supervises 16 extended jurisdiction youth. All 16 youth are in Secure Care (13 male / 3 female). Zero extended jurisdiction youth are on Parole.

Dually involved (Department of Child Safety) youth represent 49 (17.3%) of our Secure Care and Parole (Community Supervision, Interstate Out and Abscond) populations.

SECURE CARE POPULATION TREND

Content represents a thirteen-month population trend as of the last day of the month. Data reflects a 0.5% increase since June 30, 2019.



SECURE CARE POPULATION DETAIL

Population admissions and releases during the month.

POPULATION AS OF MAY 31, 2020			
	210		
ADMISSIONS	MALE	FEMALE	TOTAL
New Commitment	20	0	20
Parole Violator	5	0	5
Re-Commitment	1	1	2
TOTAL	26	1	27
RELEASES	MALE	FEMALE	TOTAL
Released to Parole	6	0	6
Aged Out (18-19)	11	0	11
Convicted as an Adult	1	1	2
ICE Discharge	1	0	1
TOTAL	19	1	20
POPULATION AS OF JUNE 30, 2020			
	217		

AGENCY RISK LEVELS

Population risk to recidivate based upon the Arizona Juvenile Assessment System (AZYAS) Assessment Tool as of the last day of the month.

CATEGORY	SECURE CARE ⁽¹⁾		PAROLE ⁽²⁾	
Low Risk	32	15.1%	5	7.6%
Medium Risk	84	39.6%	36	54.5%
High Risk	96	45.3%	25	37.9%
TOTAL	212	100%	66	100%

¹ At the time this document was published, 5 youth had not been assessed.

² Parole includes Community Supervision, Interstate Out and Abscond

AGENCY PRIOR REFERRALS

The number of times a youth was involved in the juvenile justice system prior to commitment to AZDJC as of the last day of the month.

CATEGORY	SECURE CARE	PAROLE
1 to 3 Referrals	24	4
4 to 6 Referrals	33	14
7 to 9 Referrals	48	15
10 to 12 Referrals	44	10
13 or More Referrals	68	23
TOTAL	217	66

AGENCY PRIOR ADJUDICATIONS

The number of times a youth was adjudicated delinquent prior to commitment to AZDJC as of the last day of the month.

CATEGORY	SECURE CARE	PAROLE
1 Adjudication	12	2
2 to 3 Adjudications	38	8
4 to 5 Adjudications	53	16
6 to 7 Adjudications	37	7
8 or More Adjudications	77	33
TOTAL	217	66

AGENCY PRIOR COMMITMENT OFFENSES

The most serious offense committed by the youth prior to commitment to AZDJC as of the last day of the month.

CATEGORY	SECURE CARE	PAROLE
Crimes Against Persons	67	12
Property Offenses	56	21
Other Offenses	29	8
Public Order Offenses	23	10
Drug Offenses	22	4
Weapon Offenses	20	11
Non-Delinquent Offenses	0	0
TOTAL	217	66

CLINICAL SERVICES

During the intake assessment, we identify and prescribe treatment to address criminogenic and non-criminogenic factors. Content represents the minimum treatment duration and number of youth prescribe treatment as of the last day of the month. Youth may be enrolled in more than one program.

CATEGORY	DURATION	YOUTH
Dialectical Behavior Therapy	6 Months	213
Seven Challenges	6 Months	134
Aggression Replacement Therapy	10 Weeks	169
Stages of Accomplishment ⁽¹⁾	6 Months	14
Sex Trafficking Awareness & Recovery ⁽²⁾	11 Weeks	3

¹ Stages of Accomplishment – Individual formalized treatment.

² Sex Trafficking Awareness & Recovery – Prescribed for female youth only.

EDUCATION SERVICES

Number of youth enrolled in all school programs as of the last day of the month. Youth may be enrolled in more than one program.

CATEGORY	SECURE CARE
Enrolled in School	181
Out to Court / Detention – Not Enrolled in School	37
Enrolled in Career Technical Education	47
Enrolled in IDEA / Section 504 (Special Education)	56
GED Certificates Awarded (FY 20)	53
High School Diplomas Awarded (FY 20)	3

EDUCATION SERVICES WHILE ON PAROLE

Number of youth enrolled in school or work activities while on Parole as of the last day of the month. Youth may be enrolled in more than one program.

CATEGORY	PAROLE
Enrolled in School	23
GED Preparation	1
Post-Secondary School	0
Vocational Training	4
Employment	17

HEALTH SERVICES

Number of health-related services provided to youth throughout the month.

CATEGORY	SECURE CARE
Hospital Admissions	1
Intake Medical / Dental Screenings	26
Medical Provider Visits	118
Dental Provider Visits	30
Nursing Contacts*	1,520
Mental Health (Psychiatric) Provider Visits	56

*Contact includes sick calls, blood work, treatment and screenings.