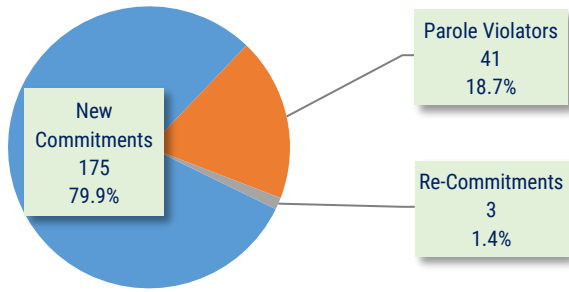


## SECURE CARE COMMITMENT STATUS

Population by commitment status as of the last day of the month.



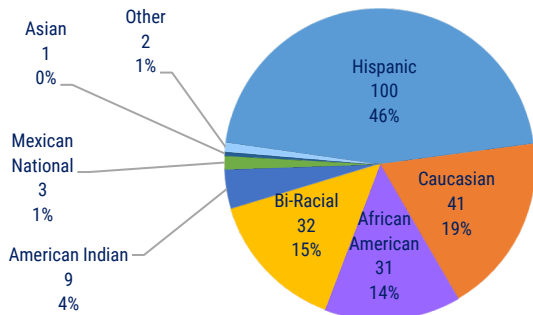
## SECURE CARE COMMITTING COUNTY

Population as of the last day of the month.

COUNTY	MALE	FEMALE	TOTAL	PERCENT
Apache	0	1	1	0.5%
Cochise	4	1	5	2.3%
Coconino	0	0	0	0.0%
Gila	5	0	5	2.3%
Graham	6	0	6	2.7%
Greenlee	2	0	2	0.9%
La Paz	0	0	0	0.0%
Maricopa	121	7	128	58.4%
Mohave	15	0	15	6.8%
Navajo	1	0	1	0.5%
Pima	16	0	16	7.3%
Pinal	6	0	6	2.7%
Santa Cruz	2	1	3	1.4%
Yavapai	6	0	6	2.7%
Yuma	18	7	25	11.4%
<b>TOTAL</b>	<b>202</b>	<b>17</b>	<b>219</b>	<b>100%</b>

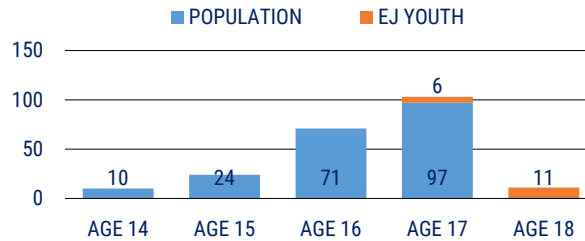
## SECURE CARE ETHNIC DISTRIBUTION

Population as of the last day of the month.



## SECURE CARE AGE DISTRIBUTION

A.R.S. 8-202 requires juvenile courts to retain jurisdiction over a juvenile who is at least 17 years old and who has been adjudicated delinquent, until the person reaches 19 years old. This requires the court to order continued services until the juvenile reaches 19 years old or services are terminated by the court. Content represents population as of the last day of the month, highlighting our Extended Jurisdiction (EJ) youth.



## LENGTH OF STAY

Since July 1, 2020 (FY 2021), AZDJC released 17 youth from its population, who served an average of 9.2 months.

CATEGORY	6 MONTHS OR LESS	6 TO 12 MONTHS	12 MONTHS OR GREATER
Released to Parole	0	5	1
Aged Out (18-19)	4	4	2
Transfer to Adult	0	1	0
ICE Discharge	0	0	0
Recalled by Court	0	0	0
<b>TOTAL</b>	<b>4</b>	<b>10</b>	<b>3</b>

## RECIDIVISM RATES

Represents youth identified by the year they were released, who returned to custody with AZDJC or ADC following their release from Secure Care.

LENGTH OF FOLLOW-UP	NEW OFFENSES & TECHNICAL VIOLATIONS	NEW OFFENSES	SEXUAL OFFENSES
2017 Releases (12 Months)	34.6%	23.4%	0.0%
2016 Releases (24 Months)	42.0%	29.5%	1.9%
2015 Releases (36 Months)	49.8%	41.7%	0.0%

## RESTORATIVE JUSTICE

Represents services provided to victims and restitution collected from youth. As of July 31, 2020, 53 (24.2%) victims are registered.

CATEGORY	THIS MONTH	FY 21 (YTD)
Victims Registered	0	53
Victim Notifications	22	22
Victim Notification of Release	3	3
Victim Services Provided	158	158
Victim Restitution Collected	\$792.00	\$792.00

ARIZONA DEPARTMENT OF JUVENILE CORRECTIONS

# JUST THE FACTS

Our Vision is to be a nationally recognized leader that advances public safety through the rehabilitation of seriously delinquent youth.

## JULY 2020

DOUGLAS A. DUCEY  
GOVERNOR

JEFF HOOD  
DIRECTOR

ARIZONA DEPARTMENT  
OF JUVENILE CORRECTIONS  
1624 West Adams Street  
Phoenix, Arizona 85007  
[www.azdjc.gov](http://www.azdjc.gov)

This publication provides preliminary data. Please refer to our online reports for the most current statistics. Thank you.

Published: August 10, 2020  
Revised: July 20, 2021

## AGENCY CENSUS

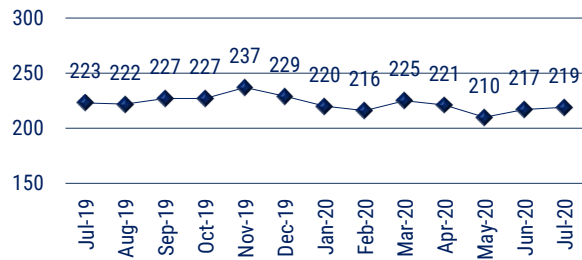
Population as of the last day of the month.

CATEGORY	MALE	FEMALE	TOTAL
Secure Care	202	17	219
Parole – Community Supervision	61	7	68
Parole – Interstate In	55	12	67
Parole – Interstate Out	0	0	0
Parole – Abscond/Warrant Status	7	1	8
Probation – Interstate Out	37	16	53
<b>TOTAL</b>	<b>362</b>	<b>53</b>	<b>415</b>

AZDJC currently supervises 17 extended jurisdiction youth. All 17 youth are in Secure Care (15 male / 2 female). Dually involved (Department of Child Safety) youth represent 46 (16%) of our Secure Care and Parole (Community Supervision, Interstate Out and Abscond) populations.

## SECURE CARE POPULATION TREND

Content represents a thirteen-month population trend as of the last day of the month. Data reflects a 1.8% decrease since July 31, 2019.



## SECURE CARE POPULATION DETAIL

Population admissions and releases during the month.

POPULATION AS OF JUNE 30, 2020			
			<b>217</b>
ADMISSIONS	MALE	FEMALE	TOTAL
New Commitment	11	2	13
Parole Violator	5	0	5
Re-Commitment	1	0	1
<b>TOTAL</b>	<b>17</b>	<b>2</b>	<b>19</b>
RELEASES	MALE	FEMALE	TOTAL
Released to Parole	6	0	6
Aged Out (18-19)	9	1	10
Transfer to Adult	1	0	1
ICE Discharge	0	0	0
Recalled by Court	0	0	0
<b>TOTAL</b>	<b>16</b>	<b>1</b>	<b>17</b>
POPULATION AS OF JULY 31, 2020			
			<b>219</b>

## AGENCY RISK LEVELS

Population risk to recidivate based upon the Arizona Juvenile Assessment System (AZYAS) Assessment Tool as of the last day of the month.

CATEGORY	SECURE CARE <sup>(1)</sup>		PAROLE <sup>(2)</sup>	
Low Risk	34	15.5%	6	9.8%
Medium Risk	84	38.4%	36	59.0%
High Risk	101	46.1%	19	31.1%
<b>TOTAL</b>	<b>219</b>	<b>100%</b>	<b>61</b>	<b>100%</b>

<sup>1</sup> All youth in Secure Care had been assessed at the time of this report.

<sup>2</sup> Parole includes Community Supervision, Interstate Out and Abscond

## AGENCY PRIOR REFERRALS

The number of times a youth was involved in the juvenile justice system prior to commitment to AZDJC as of the last day of the month.

CATEGORY	SECURE CARE	PAROLE
1 to 3 Referrals	25	4
4 to 6 Referrals	30	14
7 to 9 Referrals	49	12
10 to 12 Referrals	44	11
13 or More Referrals	71	20
<b>TOTAL</b>	<b>219</b>	<b>61</b>

## AGENCY PRIOR ADJUDICATIONS

The number of times a youth was adjudicated delinquent prior to commitment to AZDJC as of the last day of the month.

CATEGORY	SECURE CARE	PAROLE
1 Adjudication	25	4
2 to 3 Adjudications	30	14
4 to 5 Adjudications	49	12
6 to 7 Adjudications	44	11
8 or More Adjudications	71	20
<b>TOTAL</b>	<b>219</b>	<b>61</b>

## AGENCY PRIOR COMMITMENT OFFENSES

The most serious offense committed by the youth prior to commitment to AZDJC as of the last day of the month.

CATEGORY	SECURE CARE	PAROLE
Weapon Offenses	18	4
Public Order Offenses	23	12
Property Offenses	58	19
Other Offenses	22	7
Non-Delinquent Offenses	0	0
Drug Offenses	28	6
Crimes Against Persons	70	13
<b>TOTAL</b>	<b>219</b>	<b>61</b>

## CLINICAL SERVICES

During the intake assessment, we identify and prescribe treatment to address criminogenic and non-criminogenic factors. Content represents the minimum treatment duration and number of youth prescribe treatment as of the last day of the month. Youth may be enrolled in more than one program.

CATEGORY	DURATION	YOUTH
Dialectical Behavior Therapy	6 Months	219
Seven Challenges	6 Months	134
Aggression Replacement Therapy	10 Weeks	171
Stages of Accomplishment <sup>(1)</sup>	6 Months	16
Sex Trafficking Awareness & Recovery <sup>(2)</sup>	11 Weeks	3

<sup>1</sup> Stages of Accomplishment – Individual formalized treatment.

<sup>2</sup> Sex Trafficking Awareness & Recovery – Prescribed for female youth only.

## EDUCATION SERVICES

Number of youth enrolled in all school programs as of the last day of the month. Youth may be enrolled in more than one program.

CATEGORY	SECURE CARE
Enrolled in School	202
Out to Court / Detention – Not Enrolled in School	17
Enrolled in Career Technical Education	71
Enrolled in IDEA / Section 504 (Special Education)	55
GED Certificates Awarded (FY 2021)	0
High School Diplomas Awarded (FY 2021)	1

## EDUCATION SERVICES WHILE ON PAROLE

Number of youth enrolled in school or work activities while on Parole as of the last day of the month. Youth may be enrolled in more than one program.

CATEGORY	PAROLE
Enrolled in School	23
GED Preparation	2
Post-Secondary School	0
Vocational Training	2
Employment	12

## HEALTH SERVICES

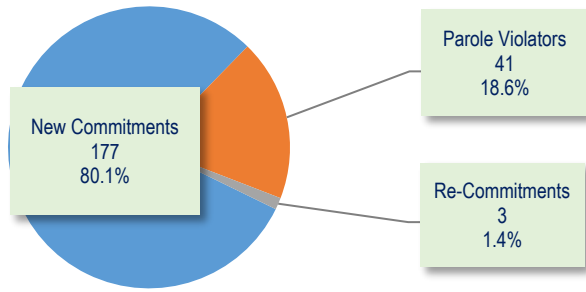
Number of health-related services provided to youth throughout the month.

CATEGORY	SECURE CARE
Hospital Admissions	1
Intake Medical / Dental Screenings	30
Medical Provider Visits	212
Dental Provider Visits	97
Nursing Contacts*	1,462
Mental Health (Psychiatric) Provider Visits	73

\*Contact includes sick calls, blood work, treatment and screenings.

## SECURE CARE COMMITMENT STATUS

Population by commitment status as of the last day of the month.



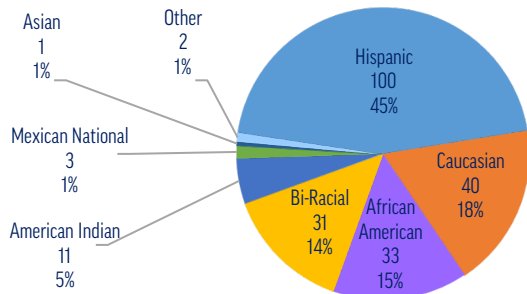
## SECURE CARE COMMITTING COUNTY

Population as of the last day of the month.

COUNTY	MALE	FEMALE	TOTAL	PERCENT
Apache	0	1	1	0.5%
Cochise	5	1	6	2.7%
Coconino	2	0	2	0.9%
Gila	3	0	3	1.4%
Graham	5	0	5	2.3%
Greenlee	1	0	1	0.5%
La Paz	0	0	0	0.0%
Maricopa	120	7	127	57.5%
Mohave	15	0	15	6.8%
Navajo	1	0	1	0.5%
Pima	14	0	14	6.3%
Pinal	6	0	6	2.7%
Santa Cruz	2	1	3	1.4%
Yavapai	6	0	6	2.7%
Yuma	23	8	31	14.0%
<b>TOTAL</b>	<b>203</b>	<b>18</b>	<b>221</b>	<b>100%</b>

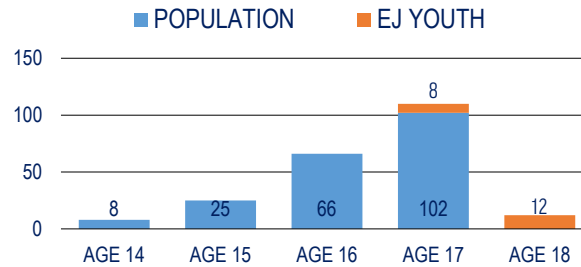
## SECURE CARE ETHNIC DISTRIBUTION

Population as of the last day of the month.



## SECURE CARE AGE DISTRIBUTION

A.R.S. 8-202 requires juvenile courts to retain jurisdiction over a juvenile who is at least 17 years old and who has been adjudicated delinquent, until the person reaches 19 years old. This requires the court to order continued services until the juvenile reaches 19 years old or services are terminated by the court. Content represents population as of the last day of the month, highlighting our Extended Jurisdiction (EJ) youth.



## LENGTH OF STAY

Since July 1, 2020 (FY 2021), AZDJC released 35 youth from its population, who served an average of 9.2 months.

CATEGORY	6 MONTHS OR LESS	6 TO 12 MONTHS	12 MONTHS OR GREATER
Released to Parole	0	10	4
Aged Out (18-19)	11	5	3
Transfer to Adult	1	1	0
ICE Discharge	0	0	0
Recalled by Court	0	0	0
<b>TOTAL</b>	<b>12</b>	<b>16</b>	<b>7</b>

## RECIDIVISM RATES

Represents youth identified by the year they were released, who returned to custody with AZDJC or ADC following their release from Secure Care.

LENGTH OF FOLLOW-UP	NEW OFFENSES & TECHNICAL VIOLATIONS	NEW OFFENSES	SEXUAL OFFENSES
2017 Releases (12 Months)	34.6%	23.4%	0.0%
2016 Releases (24 Months)	42.0%	29.5%	1.9%
2015 Releases (36 Months)	49.8%	41.7%	0.0%

## RESTORATIVE JUSTICE

Represents services provided to victims and restitution collected from youth. As of August 31, 2020, 48 (21.7%) victims are registered.

CATEGORY	THIS MONTH	FY 21 (YTD)
Victims Registered	1	48
Victim Notifications	30	52
Victim Notification of Release	0	3
Victim Services Provided	78	236
Victim Restitution Collected	\$13.60	\$805.60

ARIZONA DEPARTMENT OF JUVENILE CORRECTIONS

# JUST THE FACTS

Our Vision is to be a nationally recognized leader that advances public safety through the rehabilitation of seriously delinquent youth.

AUGUST 2020

DOUGLAS A. DUCEY  
GOVERNOR

JEFF HOOD  
DIRECTOR

ARIZONA DEPARTMENT  
OF JUVENILE  
CORRECTIONS  
1624 West Adams Street  
Phoenix, Arizona 85007  
[www.azdjic.gov](http://www.azdjic.gov)

This publication provides preliminary data. Please refer to our online reports for the most current statistics. Thank you.

Published: September 10, 2020  
Revised: July 20, 2021

## AGENCY CENSUS

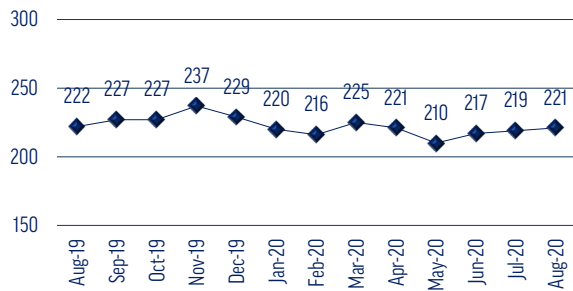
Population as of the last day of the month.

CATEGORY	MALE	FEMALE	TOTAL
Secure Care	203	18	221
Parole – Community Supervision	42	6	48
Parole – Interstate In	64	10	74
Parole – Interstate Out	0	0	0
Parole – Abscond/Warrant Status	5	0	5
Probation – Interstate Out	38	19	57
<b>TOTAL</b>	<b>352</b>	<b>53</b>	<b>405</b>

AZDJC currently supervises 20 extended jurisdiction youth. All 20 youth are in Secure Care (18 male / 2 female). Dually involved (Department of Child Safety) youth represent 48 (17.5%) of our Secure Care and Parole (Community Supervision, Interstate Out and Abscond) populations.

## SECURE CARE POPULATION TREND

Content represents a thirteen-month population trend as of the last day of the month. Data reflects a 0.5% decrease since August 31, 2019.



## SECURE CARE POPULATION DETAIL

Population admissions and releases during the month.

POPULATION AS OF JULY 31, 2020				219
ADMISSIONS	MALE	FEMALE	TOTAL	
New Commitment	10	2	12	
Parole Violator	8	0	8	
Re-Commitment	0	0	0	
<b>TOTAL</b>	<b>18</b>	<b>2</b>	<b>20</b>	
RELEASES	MALE	FEMALE	TOTAL	
Released to Parole	8	0	8	
Aged Out (18-19)	8	1	9	
Transfer to Adult	1	0	1	
ICE Discharge	0	0	0	
Recalled by Court	0	0	0	
<b>TOTAL</b>	<b>17</b>	<b>1</b>	<b>18</b>	
POPULATION AS OF AUGUST 31, 2020				221

## AGENCY RISK LEVELS

Population risk to recidivate based upon the Arizona Juvenile Assessment System (AZYAS) Assessment Tool as of the last day of the month.

CATEGORY	SECURE CARE <sup>(1)</sup>	PAROLE <sup>(2)</sup>
Low Risk	34 15.4%	4 7.5%
Medium Risk	89 40.3%	32 60.4%
High Risk	98 44.3%	17 32.1%
<b>TOTAL</b>	<b>221 100%</b>	<b>53 100%</b>

<sup>1</sup> All youth in Secure Care had been assessed at the time of this report.

<sup>2</sup> Parole includes Community Supervision, Interstate Out and Abscond.

## AGENCY PRIOR REFERRALS

The number of times a youth was involved in the juvenile justice system prior to commitment to AZDJC as of the last day of the month.

CATEGORY	SECURE CARE	PAROLE
1 to 3 Referrals	27	4
4 to 6 Referrals	28	12
7 to 9 Referrals	52	8
10 to 12 Referrals	45	10
13 or More Referrals	69	19
<b>TOTAL</b>	<b>221</b>	<b>53</b>

## AGENCY PRIOR ADJUDICATIONS

The number of times a youth was adjudicated delinquent prior to commitment to AZDJC as of the last day of the month.

CATEGORY	SECURE CARE	PAROLE
1 Adjudication	32	8
2 to 3 Adjudications	101	24
4 to 5 Adjudications	68	16
6 to 7 Adjudications	15	4
8 or More Adjudications	5	1
<b>TOTAL</b>	<b>221</b>	<b>53</b>

## AGENCY PRIOR COMMITMENT OFFENSES

The most serious offense committed by the youth prior to commitment to AZDJC as of the last day of the month.

CATEGORY	SECURE CARE	PAROLE
Crimes Against Persons	73	11
Property Offenses	54	14
Other Offenses	21	7
Public Order Offenses	25	9
Drug Offenses	27	8
Weapon Offenses	21	4
Non-Delinquent Offenses	0	0
<b>TOTAL</b>	<b>221</b>	<b>53</b>

## CLINICAL SERVICES

During the intake assessment, we identify and prescribe treatment to address criminogenic and non-criminogenic factors. Content represents the minimum treatment duration and number of youth prescribe treatment as of the last day of the month. Youth may be enrolled in more than one program.

CATEGORY	DURATION	YOUTH
Dialectical Behavior Therapy	6 Months	221
Seven Challenges	6 Months	130
Aggression Replacement Therapy	10 Weeks	164
Stages of Accomplishment <sup>(1)</sup>	6 Months	15
Sex Trafficking Awareness & Recovery <sup>(2)</sup>	11 Weeks	4

<sup>1</sup> Stages of Accomplishment – Individual formalized treatment.

<sup>2</sup> Sex Trafficking Awareness & Recovery – Prescribed for female youth only.

## EDUCATION SERVICES

Number of youth enrolled in all school programs as of the last day of the month. Youth may be enrolled in more than one program.

CATEGORY	SECURE CARE
Enrolled in School	197
Out to Court/Detention – Not Enrolled in School	24
Enrolled in Career Technical Education	63
Enrolled in IDEA/Section 504 (Special Education)	53
GED Certificates Awarded (FY 2021)	1
High School Diplomas Awarded (FY 2021)	1

## EDUCATION SERVICES WHILE ON PAROLE

Number of youth enrolled in school or work activities while on Parole as of the last day of the month. Youth may be enrolled in more than one program.

CATEGORY	PAROLE
Enrolled in School	22
GED Preparation	3
Post-Secondary School	0
Vocational Training	2
Employment	10

## HEALTH SERVICES

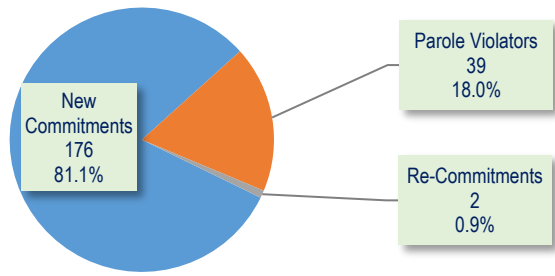
Number of health-related services provided to youth throughout the month.

CATEGORY	SECURE CARE
Hospital Admissions	6
Intake Medical / Dental Screenings	21
Medical Provider Visits	179
Dental Provider Visits	71
Nursing Contacts*	1,667
Mental Health (Psychiatric) Provider Visits	90

\*Contact includes sick calls, blood work, treatment and screenings.

## SECURE CARE COMMITMENT STATUS

Population by commitment status as of the last day of the month.



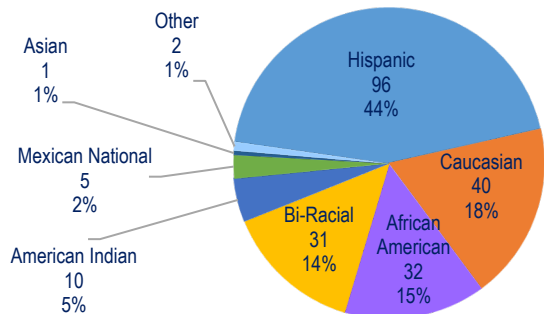
## SECURE CARE COMMITTING COUNTY

Population as of the last day of the month.

COUNTY	MALE	FEMALE	TOTAL	PERCENT
Apache	0	0	0	0.0%
Cochise	5	1	6	2.8%
Coconino	2	0	2	0.9%
Gila	2	0	2	0.9%
Graham	6	0	6	2.8%
Greenlee	2	1	3	1.4%
La Paz	0	0	0	0.0%
Maricopa	113	6	119	54.8%
Mohave	14	1	15	6.9%
Navajo	1	0	1	0.5%
Pima	14	0	14	6.5%
Pinal	7	0	7	3.2%
Santa Cruz	2	1	3	1.4%
Yavapai	6	1	7	3.2%
Yuma	23	9	32	14.7%
<b>TOTAL</b>	<b>197</b>	<b>20</b>	<b>217</b>	<b>100%</b>

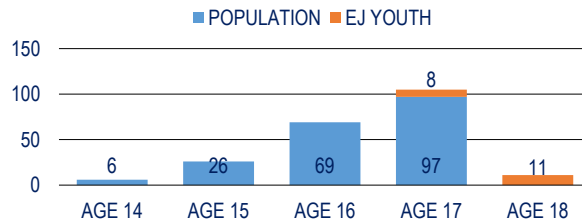
## SECURE CARE ETHNIC DISTRIBUTION

Population as of the last day of the month.



## SECURE CARE AGE DISTRIBUTION

A.R.S. 8-202 requires juvenile courts to retain jurisdiction over a juvenile who is at least 17 years old and who has been adjudicated delinquent, until the person reaches 19 years old. This requires the court to order continued services until the juvenile reaches 19 years old or services are terminated by the court. Content represents population as of the last day of the month, highlighting our Extended Jurisdiction (EJ) youth.



## LENGTH OF STAY

Since July 1, 2020 (FY 2021), AZDJC released 61 youth from its population, who served an average of 9.1 months.

CATEGORY	6 MONTHS OR LESS	6 TO 12 MONTHS	12 MONTHS OR GREATER
Released to Parole	1	18	6
Aged Out (18-19)	18	7	5
Transfer to Adult	1	2	2
Death*	0	0	1
ICE Discharge	0	0	0
Recalled by Court	0	0	0
<b>TOTAL</b>	<b>20</b>	<b>27</b>	<b>14</b>

\* Death of youth occurred while in the custody of adult jail.

## RECIDIVISM RATES

Represents youth identified by the year they were released, who returned to custody with AZDJC or ADC following their release from Secure Care.

LENGTH OF FOLLOW-UP	NEW OFFENSES & TECHNICAL VIOLATIONS	NEW OFFENSES	SEXUAL OFFENSES
2017 Releases (12 Months)	34.6%	23.4%	0.0%
2016 Releases (24 Months)	42.0%	29.5%	1.9%
2015 Releases (36 Months)	49.8%	41.7%	0.0%

## RESTORATIVE JUSTICE

Represents services provided to victims and restitution collected from youth. As of September 30, 2020, 45 (20.7%) victims are registered.

CATEGORY	THIS MONTH	FY 21 (YTD)
Victims Registered	0	45
Victim Notifications	12	64
Victim Notification of Release	2	5
Victim Services Provided	59	295
Victim Restitution Collected	\$0.00	\$805.60

ARIZONA DEPARTMENT OF JUVENILE CORRECTIONS

# JUST THE FACTS

Our Vision is to be a nationally recognized leader that advances public safety through the rehabilitation of seriously delinquent youth.

SEPTEMBER 2020

DOUGLAS A. DUCEY  
GOVERNOR

JEFF HOOD  
DIRECTOR

ARIZONA DEPARTMENT  
OF JUVENILE CORRECTIONS  
1624 West Adams Street  
Phoenix, Arizona 85007  
[www.azdjc.gov](http://www.azdjc.gov)

This publication provides preliminary data. Please refer to our online reports for the most current statistics. Thank you.

Published October 13, 2020  
Revised: July 20, 2021

## AGENCY CENSUS

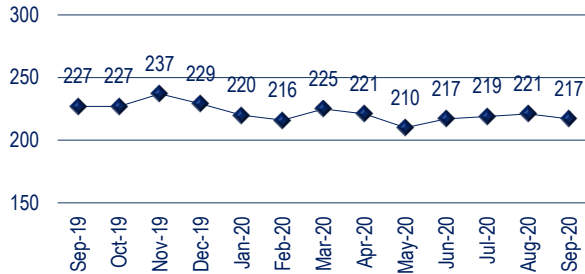
Population as of the last day of the month.

CATEGORY	MALE	FEMALE	TOTAL
Secure Care	197	20	217
Parole* – Community Supervision	39	6	45
Parole – Interstate In	63	8	71
Parole* – Interstate Out	0	0	0
Parole* – Abscond/Warrant Status	5	0	5
Probation – Interstate Out	48	20	68
<b>TOTAL</b>	<b>352</b>	<b>54</b>	<b>406</b>

AZDJC currently supervises 19 extended jurisdiction youth. All 19 youth are in Secure Care (18 male / 1 female). Dually involved youth, (Department of Child Safety) represent 46 (17.2%) of our Secure Care and Parole\* populations.

## SECURE CARE POPULATION TREND

Content represents a thirteen-month population trend as of the last day of the month. Data reflects a 4.4% decrease since September 30, 2019.



## SECURE CARE POPULATION DETAIL

Population admissions and releases during the month.

\*Death of youth occurred while in the custody of adult jail.

POPULATION AS OF AUGUST 31, 2020			
			<b>221</b>
ADMISSIONS	MALE	FEMALE	TOTAL
New Commitment	6	6	12
Parole Violator	9	1	10
Re-Commitment	0	0	0
<b>TOTAL</b>	<b>15</b>	<b>7</b>	<b>22</b>
RELEASES	MALE	FEMALE	TOTAL
Released to Parole	9	2	11
Aged Out (18-19)	8	3	11
Transferred to Adult	3	0	3
Death*	1	0	1
ICE Discharge	0	0	0
Recalled by the Court	0	0	0
<b>TOTAL</b>	<b>21</b>	<b>5</b>	<b>26</b>
POPULATION AS OF SEPTEMBER 30, 2020			
			<b>217</b>

## AGENCY RISK LEVELS

Population risk to recidivate based upon the Arizona Juvenile Assessment System (AZYAS) Assessment Tool as of the last day of the month.

CATEGORY	SECURE CARE <sup>(1)</sup>	PAROLE <sup>(2)</sup>
Low Risk	31 14.3%	5 10.0%
Medium Risk	89 41.0%	28 56.0%
High Risk	97 44.7%	17 34.0%
<b>TOTAL</b>	<b>217 100%</b>	<b>50 100%</b>

<sup>1</sup>All youth in Secure Care had been assessed at the time of this report.

<sup>2</sup>Parole includes Community Supervision, Interstate Out and Abscond.

## AGENCY PRIOR REFERRALS

The number of times a youth was involved in the juvenile justice system prior to commitment to AZDJC as of the last day of the month.

CATEGORY	SECURE CARE	PAROLE
1 to 3 Referrals	28	6
4 to 6 Referrals	24	12
7 to 9 Referrals	51	7
10 to 12 Referrals	43	9
13 or More Referrals	71	16
<b>TOTAL</b>	<b>217</b>	<b>50</b>

## AGENCY PRIOR ADJUDICATIONS

The number of times a youth was adjudicated delinquent prior to commitment to AZDJC as of the last day of the month.

CATEGORY	SECURE CARE	PAROLE
1 Adjudication	30	10
2 to 3 Adjudications	102	18
4 to 5 Adjudications	63	17
6 to 7 Adjudications	17	3
8 or More Adjudications	5	1
<b>TOTAL</b>	<b>217</b>	<b>49</b>

## AGENCY PRIOR COMMITMENT OFFENSES

The most serious offense committed by the youth prior to commitment to AZDJC as of the last day of the month.

CATEGORY	SECURE CARE	PAROLE
Crimes Against Persons	65	14
Property Offenses	57	11
Other Offenses	32	8
Public Order Offenses	23	7
Drug Offenses	22	3
Weapon Offenses	18	7
Non-Delinquent Offenses	0	0
<b>TOTAL</b>	<b>217</b>	<b>50</b>

## CLINICAL SERVICES

During the intake assessment, we identify and prescribe treatment to address criminogenic and non-criminogenic factors. Content represents the minimum treatment duration and number of youth prescribe treatment as of the last day of the month. Youth may be enrolled in more than one program.

CATEGORY	DURATION	YOUTH
Dialectical Behavior Therapy	6 Months	217
Seven Challenges	6 Months	135
Aggression Replacement Therapy	10 Weeks	157
Stages of Accomplishment <sup>(1)</sup>	6 Months	12
Sex Trafficking Awareness & Recovery <sup>(2)</sup>	11 Weeks	5

<sup>1</sup> Stages of Accomplishment – Individual formalized treatment.

<sup>2</sup> Sex Trafficking Awareness & Recovery – Prescribed for female youth only.

## EDUCATION SERVICES

Number of youth enrolled in all school programs as of the last day of the month. Youth may be enrolled in more than one program.

CATEGORY	SECURE CARE
Enrolled in School	196
Out to Court / Detention – Not Enrolled in School	21
Enrolled in Career Technical Education	55
Enrolled in IDEA / Section 504 (Special Education)	52
GED Certificates Awarded (FY 2021)	5
High School Diplomas Awarded (FY 2021)	1

## EDUCATION SERVICES WHILE ON PAROLE

Number of youth enrolled in school or work activities while on Parole as of the last day of the month. Youth may be enrolled in more than one program.

CATEGORY	PAROLE
Enrolled in School	22
GED Preparation	3
Post-Secondary School	0
Vocational Training	3
Employment	12

## HEALTH SERVICES

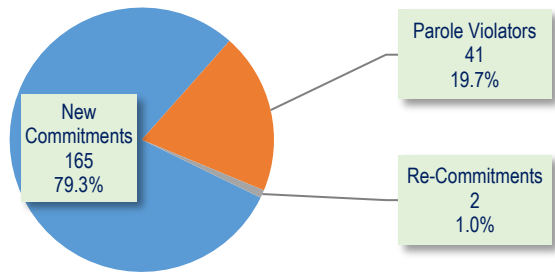
Number of health-related services provided to youth throughout the month.

CATEGORY	SECURE CARE
Hospital Admissions	1
Intake Medical / Dental Screenings	21
Medical Provider Visits	174
Dental Provider Visits	61
Nursing Contacts*	1,768
Mental Health (Psychiatric) Provider Visits	77

\*Contact includes sick calls, blood work, treatment and screenings.

## SECURE CARE COMMITMENT STATUS

Population by commitment status as of the last day of the month.



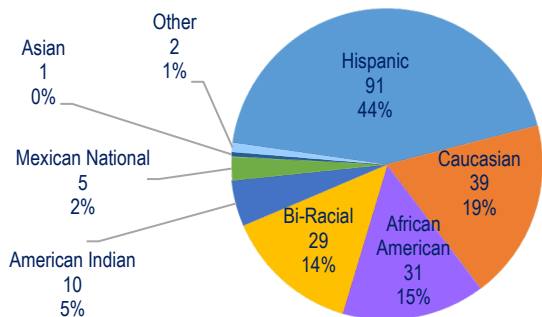
## SECURE CARE COMMITTING COUNTY

Population as of the last day of the month.

COUNTY	MALE	FEMALE	TOTAL	PERCENT
Apache	0	0	0	0.0%
Cochise	5	1	6	2.9%
Coconino	2	0	2	1.0%
Gila	3	0	3	1.4%
Graham	6	0	6	2.9%
Greenlee	4	1	5	2.4%
La Paz	0	0	0	0.0%
Maricopa	107	6	113	54.3%
Mohave	10	2	12	5.8%
Navajo	0	0	0	0.0%
Pima	13	0	13	6.3%
Pinal	5	0	5	2.4%
Santa Cruz	2	1	3	1.4%
Yavapai	7	1	8	3.8%
Yuma	23	9	32	15.4%
<b>TOTAL</b>	<b>187</b>	<b>21</b>	<b>208</b>	<b>100%</b>

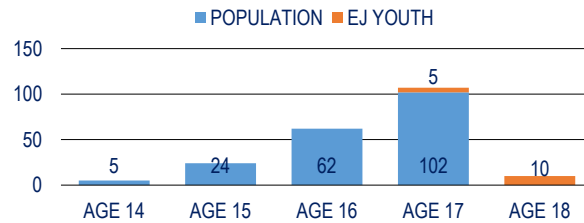
## SECURE CARE ETHNIC DISTRIBUTION

Population as of the last day of the month.



## SECURE CARE AGE DISTRIBUTION

A.R.S. 8-202 requires juvenile courts to retain jurisdiction over a juvenile who is at least 17 years old and who has been adjudicated delinquent, until the person reaches 19 years old. This requires the court to order continued services until the juvenile reaches 19 years old or services are terminated by the court. Content represents population as of the last day of the month, highlighting our Extended Jurisdiction (EJ) youth.



## LENGTH OF STAY

Since July 1, 2020 (FY 2021), AZDJC released 85 youth from its population, who served an average of 9 months.

CATEGORY	6 MONTHS OR LESS	6 TO 12 MONTHS	12 MONTHS OR GREATER
Released to Parole	2	30	11
Aged Out (18-19)	20	10	5
Transfer to Adult	1	2	3
Death*	0	0	1
ICE Discharge	0	0	0
Recalled by Court	0	0	0
<b>TOTAL</b>	<b>23</b>	<b>42</b>	<b>20</b>

\* Death of youth occurred while in the custody of adult jail.

## RECIDIVISM RATES

Represents youth identified by the year they were released, who returned to custody with AZDJC or ADC following their release from Secure Care.

LENGTH OF FOLLOW-UP	NEW OFFENSES & TECHNICAL VIOLATIONS	NEW OFFENSES	SEXUAL OFFENSES
2017 Releases (12 Months)	34.6%	23.4%	0.0%
2016 Releases (24 Months)	42.0%	29.5%	1.9%
2015 Releases (36 Months)	49.8%	41.7%	0.0%

## RESTORATIVE JUSTICE

Represents services provided to victims and restitution collected from youth. As of October 31, 2020, 41 (19.7%) victims are registered.

CATEGORY	THIS MONTH	FY 21 (YTD)
Victims Registered	1	41
Victim Notifications	36	100
Victim Notification of Release	9	14
Victim Services Provided	115	410
Victim Restitution Collected	\$0.00	\$805.60

ARIZONA DEPARTMENT OF JUVENILE CORRECTIONS

# JUST THE FACTS

Our Vision is to be a nationally recognized leader that advances public safety through the rehabilitation of seriously delinquent youth.

OCTOBER 2020

DOUGLAS A. DUCEY  
GOVERNOR

JEFF HOOD  
DIRECTOR

ARIZONA DEPARTMENT  
OF JUVENILE CORRECTIONS  
1624 West Adams Street  
Phoenix, Arizona 85007  
[www.azdjc.gov](http://www.azdjc.gov)

This publication provides preliminary data. Please refer to our online reports for the most current statistics. Thank you.

Published: November 10, 2020  
Revised: July 20, 2021

## AGENCY CENSUS

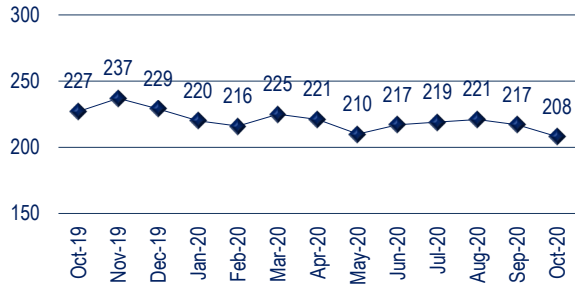
Population as of the last day of the month.

CATEGORY	MALE	FEMALE	TOTAL
Secure Care	187	21	208
Parole* – Community Supervision	45	3	48
Parole – Interstate In	64	8	72
Parole* – Interstate Out	0	0	0
Parole* – Abscond/Warrant Status	5	2	7
Probation – Interstate Out	47	22	69
<b>TOTAL</b>	<b>348</b>	<b>56</b>	<b>404</b>

AZDJC currently supervises 15 extended jurisdiction youth within our Secure Care (14 male / 1 female) facility. Dually involved youth, (Department of Child Safety) represent 48 (18.3%) of our Secure Care and Parole\* populations.

## SECURE CARE POPULATION TREND

Content represents a thirteen-month population trend as of the last day of the month. Data reflects an 8.4% decrease since October 31, 2019.



## SECURE CARE POPULATION DETAIL

Population admissions and releases during the month.

POPULATION AS OF SEPTEMBER 30, 2020			
			<b>217</b>
ADMISSIONS	MALE	FEMALE	TOTAL
New Commitment	9	0	9
Parole Violator	5	1	6
Re-Commitment	0	0	0
<b>TOTAL</b>	<b>14</b>	<b>1</b>	<b>15</b>
RELEASES	MALE	FEMALE	TOTAL
Released to Parole	18	0	18
Aged Out (18-19)	5	0	5
Transfer to Adult	1	0	1
ICE Discharge	0	0	0
Recalled by Court	0	0	0
<b>TOTAL</b>	<b>24</b>	<b>0</b>	<b>24</b>
POPULATION AS OF OCTOBER 31, 2020			
			<b>208</b>

## AGENCY RISK LEVELS

Population risk to recidivate based upon the Arizona Juvenile Assessment System (AZYAS) Assessment Tool as of the last day of the month.

CATEGORY	SECURE CARE <sup>(1)</sup>	PAROLE <sup>(2)</sup>
Low Risk	29 13.9%	7 12.7%
Medium Risk	83 39.9%	30 54.5%
High Risk	96 46.2%	18 32.7%
<b>TOTAL</b>	<b>208 100%</b>	<b>55 100%</b>

<sup>1</sup> All youth in Secure Care had been assessed at the time of this report.

<sup>2</sup> Parole includes Community Supervision, Interstate Out and Abscond.

## AGENCY PRIOR REFERRALS

The number of times a youth was involved in the juvenile justice system prior to commitment to AZDJC as of the last day of the month.

CATEGORY	SECURE CARE	PAROLE
1 to 3 Referrals	26	6
4 to 6 Referrals	28	12
7 to 9 Referrals	51	6
10 to 12 Referrals	39	14
13 or More Referrals	64	17
<b>TOTAL</b>	<b>208</b>	<b>55</b>

## AGENCY PRIOR ADJUDICATIONS

The number of times a youth was adjudicated delinquent prior to commitment to AZDJC as of the last day of the month.

CATEGORY	SECURE CARE	PAROLE
1 Adjudication	30	9
2 to 3 Adjudications	97	23
4 to 5 Adjudications	60	18
6 to 7 Adjudications	16	4
8 or More Adjudications	5	1
<b>TOTAL</b>	<b>208</b>	<b>55</b>

## AGENCY PRIOR COMMITMENT OFFENSES

The most serious offense committed by the youth prior to commitment to AZDJC as of the last day of the month.

CATEGORY	SECURE CARE	PAROLE
Crimes Against Persons	61	17
Property Offenses	58	13
Other Offenses	17	7
Public Order Offenses	20	9
Drug Offenses	30	6
Weapon Offenses	22	3
Non-Delinquent Offenses	0	0
<b>TOTAL</b>	<b>208</b>	<b>55</b>

## CLINICAL SERVICES

During the intake assessment, we identify and prescribe treatment to address criminogenic and non-criminogenic factors. Content represents the minimum treatment duration and number of youth prescribe treatment as of the last day of the month. Youth may be enrolled in more than one program.

CATEGORY	DURATION	YOUTH
Dialectical Behavior Therapy	6 Months	208
Seven Challenges	6 Months	131
Aggression Replacement Therapy	10 Weeks	147
Stages of Accomplishment <sup>(1)</sup>	6 Months	12
Sex Trafficking Awareness & Recovery <sup>(2)</sup>	11 Weeks	6

<sup>1</sup> Stages of Accomplishment – Individual formalized treatment.

<sup>2</sup> Sex Trafficking Awareness & Recovery – Prescribed for female youth only.

## EDUCATION SERVICES

Number of youth enrolled in all school programs as of the last day of the month. Youth may be enrolled in more than one program.

CATEGORY	SECURE CARE
Enrolled in School	189
Out to Court / Detention – Not Enrolled in School	19
Enrolled in Career Technical Education	49
Enrolled in IDEA / Section 504 (Special Education)	47
GED Certificates Awarded (FY 2021)	7
High School Diplomas Awarded (FY 2021)	2

## EDUCATION SERVICES WHILE ON PAROLE

Number of youth enrolled in school or work activities while on Parole as of the last day of the month. Youth may be enrolled in more than one program.

CATEGORY	PAROLE
Enrolled in School	21
GED Preparation	4
Post-Secondary School	0
Vocational Training	2
Employment	11

## HEALTH SERVICES

Number of health-related services provided to youth throughout the month.

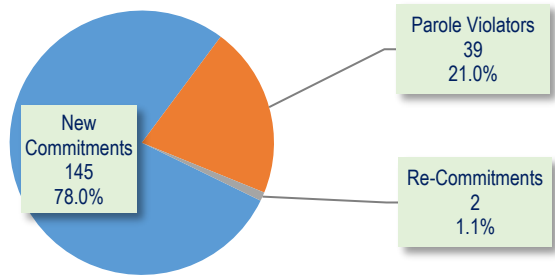
CATEGORY	SECURE CARE
Hospital Admissions	0
Intake Medical / Dental Screenings	15
Medical Provider Visits	167
Dental Provider Visits	15
Nursing Contacts*	1,520
Mental Health (Psychiatric) Provider Visits	87

\*Contact includes sick calls, blood work, treatment and screenings.



## SECURE CARE COMMITMENT STATUS

Population by commitment status as of the last day of the month.



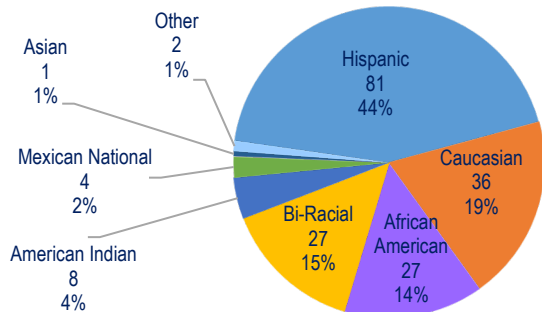
## SECURE CARE COMMITTING COUNTY

Population as of the last day of the month.

COUNTY	MALE	FEMALE	TOTAL	PERCENT
Apache	0	0	0	0.0%
Cochise	2	2	4	2.2%
Coconino	2	0	2	1.1%
Gila	2	0	2	1.1%
Graham	6	0	6	3.2%
Greenlee	3	1	4	2.2%
La Paz	0	0	0	0.0%
Maricopa	94	6	100	53.8%
Mohave	10	2	12	6.5%
Navajo	0	0	0	0.0%
Pima	13	0	13	7.0%
Pinal	5	0	5	2.7%
Santa Cruz	2	1	3	1.6%
Yavapai	4	1	5	2.7%
Yuma	23	7	30	16.1%
<b>TOTAL</b>	<b>166</b>	<b>20</b>	<b>186</b>	<b>100%</b>

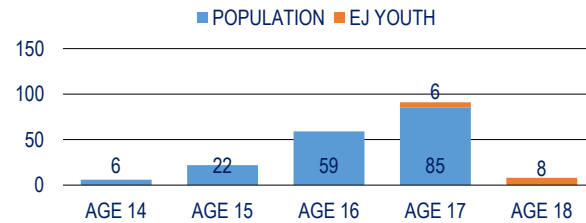
## SECURE CARE ETHNIC DISTRIBUTION

Population as of the last day of the month.



## SECURE CARE AGE DISTRIBUTION

A.R.S. 8-202 requires juvenile courts to retain jurisdiction over a juvenile who is at least 17 years old and who has been adjudicated delinquent, until the person reaches 19 years old. This requires the court to order continued services until the juvenile reaches 19 years old or services are terminated by the court. Content represents population as of the last day of the month, highlighting our Extended Jurisdiction (EJ) youth.



## LENGTH OF STAY

Since July 1, 2020 (FY 2021), AZDJC released 119 youth from its population, who served an average of 9.3 months.

CATEGORY	6 MONTHS OR LESS	6 TO 12 MONTHS	12 MONTHS OR GREATER
Released to Parole	2	47	16
Aged Out (18-19)	27	10	8
Transfer to Adult	1	2	4
Death*	0	0	1
ICE Discharge	0	1	0
Recalled by Court	0	0	0
<b>TOTAL</b>	<b>30</b>	<b>60</b>	<b>29</b>

\* Death of youth occurred while in the custody of adult jail.

## RECIDIVISM RATES

Represents youth identified by the year they were released, who returned to custody with AZDJC or ADC following their release from Secure Care.

LENGTH OF FOLLOW-UP	NEW OFFENSES & TECHNICAL VIOLATIONS	NEW OFFENSES	SEXUAL OFFENSES
2017 Releases (12 Months)	34.6%	23.4%	0.0%
2016 Releases (24 Months)	42.0%	29.5%	1.9%
2015 Releases (36 Months)	49.8%	41.7%	0.0%

## RESTORATIVE JUSTICE

Represents services provided to victims and restitution collected from youth. As of October 31, 2020, 41 (19.7%) victims are registered.

CATEGORY	THIS MONTH	FY 21 (YTD)
Victims Registered	0	39
Victim Notifications	12	112
Victim Notification of Release	2	16
Victim Services Provided	110	520
Victim Restitution Collected	\$14.00	\$819.60

ARIZONA DEPARTMENT OF JUVENILE CORRECTIONS

# JUST THE FACTS

Our Vision is to be a nationally recognized leader that advances public safety through the rehabilitation of seriously delinquent youth.

NOVEMBER 2020

DOUGLAS A. DUCEY  
GOVERNOR

JEFF HOOD  
DIRECTOR

ARIZONA DEPARTMENT  
OF JUVENILE CORRECTIONS  
1624 West Adams Street  
Phoenix, Arizona 85007  
[www.azdjc.gov](http://www.azdjc.gov)

This publication provides preliminary data. Please refer to our online reports for the most current statistics. Thank you.

Published: December 10, 2020  
Revised: July 20, 2021

## AGENCY CENSUS

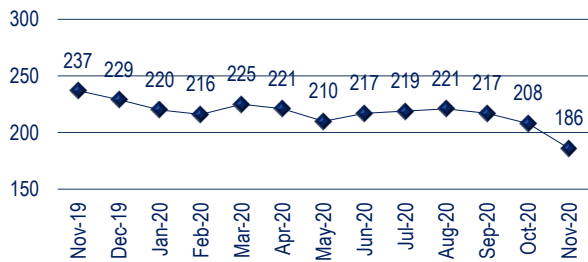
Population as of the last day of the month.

CATEGORY	MALE	FEMALE	TOTAL
Secure Care	166	20	186
Parole* – Community Supervision	63	6	69
Parole – Interstate In	67	9	76
Parole* – Interstate Out	0	0	0
Parole* – Abscond/Warrant Status	4	3	7
Probation – Interstate Out	48	22	70
<b>TOTAL</b>	<b>348</b>	<b>60</b>	<b>408</b>

AZDJC currently supervises 14 Extended Jurisdiction youth within our Secure Care (13 male / 1 female) facility, and 3 male youth on Parole. Dually involved youth, (Department of Child Safety) represent 43 (16.4%) of our Secure Care and Parole\* populations.

## SECURE CARE POPULATION TREND

Content represents a thirteen-month population trend as of the last day of the month. Data reflects a 21.5% decrease since November 30, 2019.



## SECURE CARE POPULATION DETAIL

Population admissions and releases during the month.

POPULATION AS OF OCTOBER 31, 2020			
			<b>208</b>
ADMISSIONS	MALE	FEMALE	TOTAL
New Commitment	8	2	10
Parole Violator	2	0	2
Re-Commitment	0	0	0
<b>TOTAL</b>	<b>10</b>	<b>2</b>	<b>12</b>
RELEASES	MALE	FEMALE	TOTAL
Released to Parole	20	2	22
Aged Out (18-19)	9	1	10
Transfer to Adult	1	0	1
ICE Discharge	1	0	1
Recalled by Court	0	0	0
<b>TOTAL</b>	<b>31</b>	<b>3</b>	<b>34</b>
POPULATION AS OF NOVEMBER 30, 2020			
			<b>186</b>

## AGENCY RISK LEVELS

Population risk to recidivate based upon the Arizona Juvenile Assessment System (AZYAS) Assessment Tool as of the last day of the month.

CATEGORY	SECURE CARE <sup>(1)</sup>	PAROLE <sup>(2)</sup>
Low Risk	26 14.0%	7 10.1%
Medium Risk	70 37.6%	39 56.5%
High Risk	89 47.8%	23 33.3%
<b>TOTAL</b>	<b>185 99%</b>	<b>69 100%</b>

<sup>1</sup> All youth in Secure Care had been assessed at the time of this report.

<sup>2</sup> Parole includes Community Supervision, Interstate Out and Abscond.

## AGENCY PRIOR REFERRALS

The number of times a youth was involved in the juvenile justice system prior to commitment to AZDJC as of the last day of the month.

CATEGORY	SECURE CARE	PAROLE
1 to 3 Referrals	25	5
4 to 6 Referrals	23	17
7 to 9 Referrals	47	10
10 to 12 Referrals	37	14
13 or More Referrals	54	23
<b>TOTAL</b>	<b>186</b>	<b>69</b>

## AGENCY PRIOR ADJUDICATIONS

The number of times a youth was adjudicated delinquent prior to commitment to AZDJC as of the last day of the month.

CATEGORY	SECURE CARE	PAROLE
1 Adjudication	26	10
2 to 3 Adjudications	91	30
4 to 5 Adjudications	53	19
6 to 7 Adjudications	13	7
8 or More Adjudications	3	3
<b>TOTAL</b>	<b>186</b>	<b>69</b>

## AGENCY PRIOR COMMITMENT OFFENSES

The most serious offense committed by the youth prior to commitment to AZDJC as of the last day of the month.

CATEGORY	SECURE CARE	PAROLE
Crimes Against Persons	56	17
Property Offenses	51	21
Other Offenses	14	6
Public Order Offenses	19	10
Drug Offenses	26	10
Weapon Offenses	20	5
Non-Delinquent Offenses	0	0
<b>TOTAL</b>	<b>186</b>	<b>69</b>

## CLINICAL SERVICES

During the intake assessment, we identify and prescribe treatment to address criminogenic and non-criminogenic factors. Content represents the minimum treatment duration and number of youth prescribe treatment as of the last day of the month. Youth may be enrolled in more than one program.

CATEGORY	DURATION	YOUTH
Dialectical Behavior Therapy	6 Months	185
Seven Challenges	6 Months	114
Aggression Replacement Therapy	10 Weeks	131
Stages of Accomplishment <sup>(1)</sup>	6 Months	10
Sex Trafficking Awareness & Recovery <sup>(2)</sup>	11 Weeks	6

<sup>1</sup> Stages of Accomplishment – Individual formalized treatment.

<sup>2</sup> Sex Trafficking Awareness & Recovery – Prescribed for female youth only.

## EDUCATION SERVICES

Number of youth enrolled in all school programs as of the last day of the month. Youth may be enrolled in more than one program.

CATEGORY	SECURE CARE
Enrolled in School	173
Out to Court / Detention – Not Enrolled in School	13
Enrolled in Career Technical Education	60
Enrolled in IDEA / Section 504 (Special Education)	50
GED Certificates Awarded (FY 2021)	11
High School Diplomas Awarded (FY 2021)	3

## EDUCATION SERVICES WHILE ON PAROLE

Number of youth enrolled in school or work activities while on Parole as of the last day of the month. Youth may be enrolled in more than one program.

CATEGORY	PAROLE
Enrolled in School	22
GED Preparation	4
Post-Secondary School	0
Vocational Training	0
Employment	15

## HEALTH SERVICES

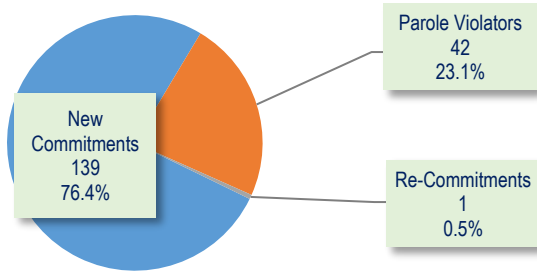
Number of health-related services provided to youth throughout the month.

CATEGORY	SECURE CARE
Hospital Admissions	0
Intake Medical / Dental Screenings	11
Medical Provider Visits	65
Dental Provider Visits	34
Nursing Contacts*	312
Mental Health (Psychiatric) Provider Visits	40

\*Contact includes sick calls, blood work, treatment and screenings.

## SECURE CARE COMMITMENT STATUS

Population by commitment status as of the last day of the month.



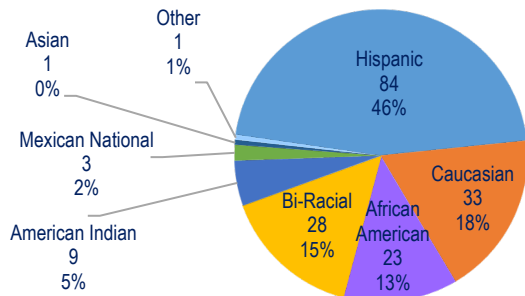
## SECURE CARE COMMITTING COUNTY

Population as of the last day of the month.

COUNTY	MALE	FEMALE	TOTAL	PERCENT
Apache	0	0	0	0.0%
Cochise	1	1	2	1.1%
Coconino	2	0	2	1.1%
Gila	2	1	3	1.6%
Graham	5	0	5	2.7%
Greenlee	3	1	4	2.2%
La Paz	0	0	0	0.0%
Maricopa	88	7	95	52.2%
Mohave	9	2	11	6.0%
Navajo	0	0	0	0.0%
Pima	12	0	12	6.6%
Pinal	6	0	6	3.3%
Santa Cruz	2	0	2	1.1%
Yavapai	6	1	7	3.8%
Yuma	25	8	33	18.1%
<b>TOTAL</b>	<b>161</b>	<b>21</b>	<b>182</b>	<b>100%</b>

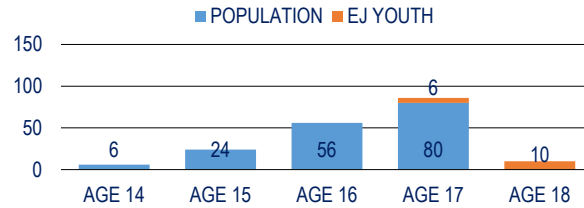
## SECURE CARE ETHNIC DISTRIBUTION

Population as of the last day of the month.



## SECURE CARE AGE DISTRIBUTION

A.R.S. 8-202 requires juvenile courts to retain jurisdiction over a juvenile who is at least 17 years old and who has been adjudicated delinquent, until the person reaches 19 years old. This requires the court to order continued services until the juvenile reaches 19 years old or services are terminated by the court. Content represents population as of the last day of the month, highlighting our Extended Jurisdiction (EJ) youth.



## LENGTH OF STAY

Since July 1, 2020 (FY2021), AZDJC released 151 youth from its population, who served an average of 9.3 months.

CATEGORY	6 MONTHS OR LESS	6 TO 12 MONTHS	12 MONTHS OR GREATER
Released to Parole	2	65	21
Aged Out (18-19)	29	15	9
Transfer to Adult	1	3	4
Death*	0	0	1
ICE Discharge	0	1	0
Recalled by Court	0	0	0
<b>TOTAL</b>	<b>32</b>	<b>84</b>	<b>35</b>

\* Death of youth occurred while in the custody of adult jail.

## RECIDIVISM RATES

Represents youth identified by the year they were released, who returned to custody with AZDJC or ADC following their release from Secure Care.

LENGTH OF FOLLOW-UP	NEW OFFENSES & TECHNICAL VIOLATIONS	NEW OFFENSES	SEXUAL OFFENSES
2017 Releases (12 Months)	34.6%	23.4%	0.0%
2016 Releases (24 Months)	42.0%	29.5%	1.9%
2015 Releases (36 Months)	49.8%	41.7%	0.0%

## RESTORATIVE JUSTICE

Represents services provided to victims and restitution collected from youth. As of December 31, 2020, 39 (21%) victims are registered.

CATEGORY	THIS MONTH	FY 21 (YTD)
Victims Registered	0	39
Victim Notifications	12	124
Victim Notification of Release	2	18
Victim Services Provided	106	626
Victim Restitution Collected	\$17.82	\$837.42

ARIZONA DEPARTMENT OF JUVENILE CORRECTIONS

# JUST THE FACTS

Our Vision is to be a nationally recognized leader that advances public safety through the rehabilitation of seriously delinquent youth.

DECEMBER 2020

DOUGLAS A. DUCEY  
GOVERNOR

JEFF HOOD  
DIRECTOR

ARIZONA DEPARTMENT  
OF JUVENILE CORRECTIONS  
1624 West Adams Street  
Phoenix, Arizona 85007  
[www.azdjc.gov](http://www.azdjc.gov)

This publication provides preliminary data. Please refer to our online reports for the most current statistics. Thank you.

Published: January 11, 2021  
Revised: July 20, 2021

## AGENCY CENSUS

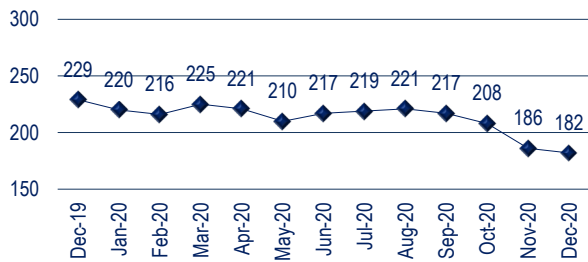
Population as of the last day of the month.

CATEGORY	MALE	FEMALE	TOTAL
Secure Care	161	21	182
Parole* – Community Supervision	66	8	74
Parole – Interstate In	64	11	75
Parole* – Interstate Out	1	0	1
Parole* – Abscond/Warrant Status	8	2	10
Probation – Interstate Out	61	23	84
<b>TOTAL</b>	<b>361</b>	<b>65</b>	<b>426</b>

AZDJC currently supervises 19 Extended Jurisdiction youth. There are 14 male and 2 female in Secure Care, and 3 male youth on Parole. Dually involved youth, (Department of Child Safety) represent 38 (14.2%) of our Secure Care and Parole\* populations.

## SECURE CARE POPULATION TREND

Content represents a thirteen-month population trend as of the last day of the month. Data reflects a 20.5% decrease since December 31, 2019.



## SECURE CARE POPULATION DETAIL

Population admissions and releases during the month.

POPULATION AS OF NOVEMBER 30, 2020			
			<b>186</b>
ADMISSIONS	MALE	FEMALE	TOTAL
New Commitment	16	4	20
Parole Violator	7	1	8
Re-Commitment	0	0	0
<b>TOTAL</b>	<b>23</b>	<b>5</b>	<b>28</b>
RELEASES	MALE	FEMALE	TOTAL
Released to Parole	20	3	23
Aged Out (18-19)	7	1	8
Transfer to Adult	1	0	1
ICE Discharge	0	0	0
Recalled by Court	0	0	0
<b>TOTAL</b>	<b>28</b>	<b>4</b>	<b>32</b>
POPULATION AS OF DECEMBER 31, 2020			
			<b>182</b>

## AGENCY RISK LEVELS

Population risk to recidivate based upon the Arizona Juvenile Assessment System (AZYAS) Assessment Tool as of the last day of the month.

CATEGORY	SECURE CARE <sup>(1)</sup>	PAROLE <sup>(2)</sup>
Low Risk	25 13.7%	7 9.5%
Medium Risk	73 40.1%	39 52.7%
High Risk	84 46.2%	28 37.8%
<b>TOTAL</b>	<b>182 100%</b>	<b>74 100%</b>

<sup>1</sup>All youth in Secure Care had been assessed at the time of this report.

<sup>2</sup>Parole includes Community Supervision, Interstate Out and Abscond.

## AGENCY PRIOR REFERRALS

The number of times a youth was involved in the juvenile justice system prior to commitment to AZDJC as of the last day of the month.

CATEGORY	SECURE CARE	PAROLE
1 to 3 Referrals	26	8
4 to 6 Referrals	23	16
7 to 9 Referrals	42	13
10 to 12 Referrals	35	15
13 or More Referrals	56	22
<b>TOTAL</b>	<b>182</b>	<b>74</b>

## AGENCY PRIOR ADJUDICATIONS

The number of times a youth was adjudicated delinquent prior to commitment to AZDJC as of the last day of the month.

CATEGORY	SECURE CARE	PAROLE
1 Adjudication	29	9
2 to 3 Adjudications	78	36
4 to 5 Adjudications	56	18
6 to 7 Adjudications	16	8
8 or More Adjudications	3	3
<b>TOTAL</b>	<b>182</b>	<b>74</b>

## AGENCY PRIOR COMMITMENT OFFENSES

The most serious offense committed by the youth prior to commitment to AZDJC as of the last day of the month.

CATEGORY	SECURE CARE	PAROLE
Crimes Against Persons	53	19
Property Offenses	47	26
Other Offenses	16	4
Public Order Offenses	16	9
Drug Offenses	29	11
Weapon Offenses	21	5
Non-Delinquent Offenses	0	0
<b>TOTAL</b>	<b>182</b>	<b>74</b>

## CLINICAL SERVICES

During the intake assessment, we identify and prescribe treatment to address criminogenic and non-criminogenic factors. Content represents the minimum treatment duration and number of youth prescribe treatment as of the last day of the month. Youth may be enrolled in more than one program.

CATEGORY	DURATION	YOUTH
Dialectical Behavior Therapy	6 Months	168
Seven Challenges	6 Months	100
Aggression Replacement Therapy	10 Weeks	118
Stages of Accomplishment <sup>(1)</sup>	6 Months	10
Sex Trafficking Awareness & Recovery <sup>(2)</sup>	11 Weeks	4

<sup>1</sup> Stages of Accomplishment – Individual formalized treatment.

<sup>2</sup> Sex Trafficking Awareness & Recovery – Prescribed for female youth only.

## EDUCATION SERVICES

Number of youth enrolled in all school programs as of the last day of the month. Youth may be enrolled in more than one program.

CATEGORY	SECURE CARE
Enrolled in School	149
Out to Court / Detention – Not Enrolled in School	33
Enrolled in Career Technical Education	50
Enrolled in IDEA / Section 504 (Special Education)	46
GED Certificates Awarded (FY 2021)	14
High School Diplomas Awarded (FY 2021)	3

## EDUCATION SERVICES WHILE ON PAROLE

Number of youth enrolled in school or work activities while on Parole as of the last day of the month. Youth may be enrolled in more than one program.

CATEGORY	PAROLE
Enrolled in School	22
GED Preparation	6
Post-Secondary School	0
Vocational Training	1
Employment	16

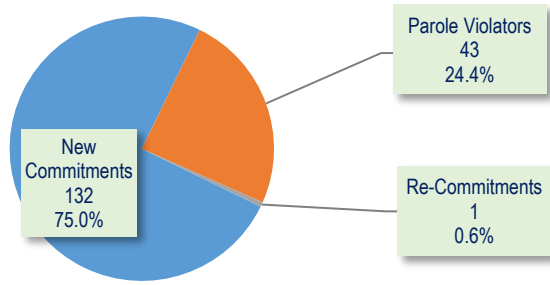
## HEALTH SERVICES

Number of health-related services provided to youth throughout the month.

CATEGORY	SECURE CARE
Hospital Admissions	0
Intake Medical / Dental Screenings	18
Medical Provider Visits	96
Dental Provider Visits	46
Nursing Sick Call Visits	460
Nursing Non-sick Calls	1,090
Mental Health (Psychiatric) Provider Visits	25

## SECURE CARE COMMITMENT STATUS

Population by commitment status as of the last day of the month.



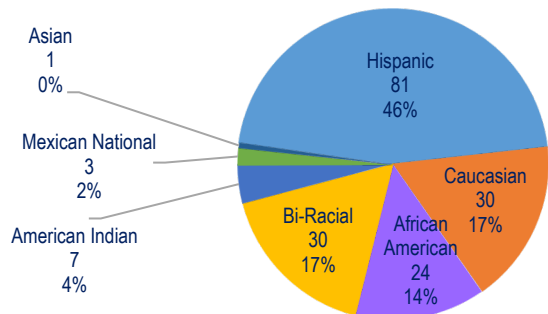
## SECURE CARE COMMITTING COUNTY

Population as of the last day of the month.

COUNTY	MALE	FEMALE	TOTAL	PERCENT
Apache	0	0	0	0.0%
Cochise	1	1	2	1.1%
Coconino	1	0	1	0.6%
Gila	3	1	4	2.3%
Graham	5	0	5	2.8%
Greenlee	3	1	4	2.3%
La Paz	0	0	0	0.0%
Maricopa	81	6	87	49.4%
Mohave	9	2	11	6.3%
Navajo	0	0	0	0.0%
Pima	12	0	12	6.8%
Pinal	6	0	6	3.4%
Santa Cruz	2	0	2	1.1%
Yavapai	6	1	7	4.0%
Yuma	26	9	35	19.9%
<b>TOTAL</b>	<b>155</b>	<b>21</b>	<b>176</b>	<b>100%</b>

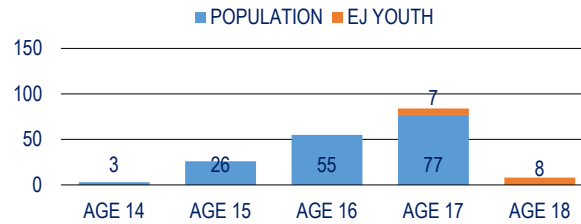
## SECURE CARE ETHNIC DISTRIBUTION

Population as of the last day of the month.



## SECURE CARE AGE DISTRIBUTION

A.R.S. 8-202 requires juvenile courts to retain jurisdiction over a juvenile who is at least 17 years old and who has been adjudicated delinquent, until the person reaches 19 years old. This requires the court to order continued services until the juvenile reaches 19 years old or services are terminated by the court. Content represents population as of the last day of the month, highlighting our Extended Jurisdiction (EJ) youth.



## LENGTH OF STAY

Since July 1, 2020 (FY2021), AZDJC released 169 youth from its population, who served an average of 9.5 months.

CATEGORY	6 MONTHS OR LESS	6 TO 12 MONTHS	12 MONTHS OR GREATER
Released to Parole	3	73	22
Aged Out (18-19)	30	17	11
Transfer to Adult	2	4	5
Death*	0	0	1
ICE Discharge	0	1	0
Recalled by Court	0	0	0
<b>TOTAL</b>	<b>35</b>	<b>95</b>	<b>39</b>

\* Death of youth occurred while in the custody of adult jail.

## RECIDIVISM RATES

Represents youth identified by the year they were released, who returned to custody with AZDJC or ADC following their release from Secure Care.

LENGTH OF FOLLOW-UP	NEW OFFENSES & TECHNICAL VIOLATIONS	NEW OFFENSES	SEXUAL OFFENSES
2017 Releases (12 Months)	34.6%	23.4%	0.0%
2016 Releases (24 Months)	42.0%	29.5%	1.9%
2015 Releases (36 Months)	49.8%	41.7%	0.0%

## RESTORATIVE JUSTICE

Represents services provided to victims and restitution collected from youth. As of January 31, 2021, 40 (22.7%) victims are registered.

CATEGORY	THIS MONTH	FY 21 (YTD)
Victims Registered	1	40
Victim Notifications	9	133
Victim Notification of Release	1	19
Victim Services Provided	153	779
Victim Restitution Collected	\$0.00	\$837.42

ARIZONA DEPARTMENT OF JUVENILE CORRECTIONS

# JUST THE FACTS

Our Vision is to be a nationally recognized leader that advances public safety through the rehabilitation of seriously delinquent youth.

JANUARY 2021

DOUGLAS A. DUCEY  
GOVERNOR

JEFF HOOD  
DIRECTOR

ARIZONA DEPARTMENT  
OF JUVENILE CORRECTIONS  
1624 West Adams Street  
Phoenix, Arizona 85007  
[www.azdjc.gov](http://www.azdjc.gov)

This publication provides preliminary data. Please refer to our online reports for the most current statistics. Thank you.

Published: February 10, 2021  
Revised: July 20, 2021

## AGENCY CENSUS

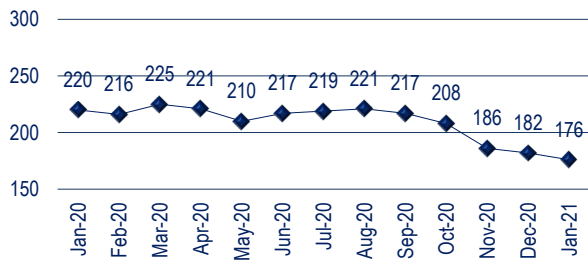
Population as of the last day of the month.

CATEGORY	MALE	FEMALE	TOTAL
Secure Care	155	21	176
Parole* – Community Supervision	56	8	64
Parole – Interstate In	55	9	64
Parole* – Interstate Out	1	0	1
Parole* – Abscond/Warrant Status	6	2	8
Probation – Interstate Out	47	21	68
<b>TOTAL</b>	<b>320</b>	<b>61</b>	<b>381</b>

AZDJC currently supervises 20 Extended Jurisdiction youth. There are 13 male and 2 female in Secure Care, and 5 male youth on Parole. Dually involved youth, (Department of Child Safety) represent 38 (15.3%) of our Secure Care and Parole\* populations.

## SECURE CARE POPULATION TREND

Content represents a thirteen-month population trend as of the last day of the month. Data reflects a 20% decrease since January 31, 2020.



## SECURE CARE POPULATION DETAIL

Population admissions and releases during the month.

POPULATION AS OF DECEMBER 31, 2020			
			<b>182</b>
ADMISSIONS	MALE	FEMALE	TOTAL
New Commitment	6	2	8
Parole Violator	4	0	4
Re-Commitment	0	0	0
<b>TOTAL</b>	<b>10</b>	<b>2</b>	<b>12</b>
RELEASES	MALE	FEMALE	TOTAL
Released to Parole	8	2	10
Aged Out (18-19)	5	0	5
Transfer to Adult	3	0	3
ICE Discharge	0	0	0
Recalled by Court	0	0	0
<b>TOTAL</b>	<b>16</b>	<b>2</b>	<b>18</b>
POPULATION AS OF JANUARY 31, 2021			
			<b>176</b>

## AGENCY RISK LEVELS

Population risk to recidivate based upon the Arizona Juvenile Assessment System (AZYAS) Assessment Tool as of the last day of the month.

CATEGORY	SECURE CARE <sup>(1)</sup>	PAROLE <sup>(2)</sup>
Low Risk	23 13.1%	7 9.6%
Medium Risk	69 39.2%	36 49.3%
High Risk	84 47.7%	30 41.1%
<b>TOTAL</b>	<b>176 100%</b>	<b>73 100%</b>

<sup>1</sup>All youth in Secure Care had been assessed at the time of this report.

<sup>2</sup>Parole includes Community Supervision, Interstate Out and Abscond.

## AGENCY PRIOR REFERRALS

The number of times a youth was involved in the juvenile justice system prior to commitment to AZDJC as of the last day of the month.

CATEGORY	SECURE CARE	PAROLE
1 to 3 Referrals	25	6
4 to 6 Referrals	22	17
7 to 9 Referrals	41	11
10 to 12 Referrals	34	18
13 or More Referrals	54	21
<b>TOTAL</b>	<b>176</b>	<b>73</b>

## AGENCY PRIOR ADJUDICATIONS

The number of times a youth was adjudicated delinquent prior to commitment to AZDJC as of the last day of the month.

CATEGORY	SECURE CARE	PAROLE
1 Adjudication	27	7
2 to 3 Adjudications	74	35
4 to 5 Adjudications	57	20
6 to 7 Adjudications	14	9
8 or More Adjudications	4	2
<b>TOTAL</b>	<b>176</b>	<b>73</b>

## AGENCY PRIOR COMMITMENT OFFENSES

The most serious offense committed by the youth prior to commitment to AZDJC as of the last day of the month.

CATEGORY	SECURE CARE	PAROLE
Crimes Against Persons	49	21
Drug Offenses	29	11
Non-Delinquent Offenses	0	0
Other Offenses	16	3
Property Offenses	44	24
Public Order Offenses	17	10
Weapon Offenses	21	4
<b>TOTAL</b>	<b>176</b>	<b>73</b>

## CLINICAL SERVICES

During the intake assessment, we identify and prescribe treatment to address criminogenic and non-criminogenic factors. Content represents the minimum treatment duration and number of youth prescribe treatment as of the last day of the month. Youth may be enrolled in more than one program.

CATEGORY	DURATION	YOUTH
Dialectical Behavior Therapy	6 Months	175
Seven Challenges	6 Months	99
Aggression Replacement Therapy	10 Weeks	122
Stages of Accomplishment <sup>(1)</sup>	6 Months	11
Sex Trafficking Awareness & Recovery <sup>(2)</sup>	11 Weeks	5

<sup>1</sup> Stages of Accomplishment – Individual formalized treatment.

<sup>2</sup> Sex Trafficking Awareness & Recovery – Prescribed for female youth only.

## EDUCATION SERVICES

Number of youth enrolled in all school programs as of the last day of the month. Youth may be enrolled in more than one program.

CATEGORY	SECURE CARE
Enrolled in School	164
Out to Court / Detention – Not Enrolled in School	12
Enrolled in Career Technical Education	57
Enrolled in IDEA / Section 504 (Special Education)	46
GED Certificates Awarded (FY 2021)	15
High School Diplomas Awarded (FY 2021)	3

## EDUCATION SERVICES WHILE ON PAROLE

Number of youth enrolled in school or work activities while on Parole as of the last day of the month. Youth may be enrolled in more than one program.

CATEGORY	PAROLE
Enrolled in School	18
GED Preparation	5
Post-Secondary School	0
Vocational Training	1
Employment	11

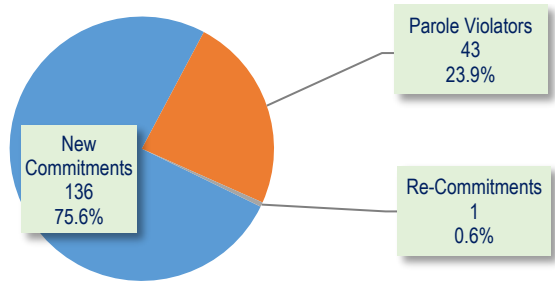
## HEALTH SERVICES

Number of health-related services provided to youth throughout the month.

CATEGORY	SECURE CARE
Hospital Admissions	0
Intake Medical / Dental Screenings	9
Medical Provider Visits	68
Dental Provider Visits	43
Nursing Sick Call Visits	458
Nursing Non-sick Calls	1,195
Mental Health (Psychiatric) Provider Visits	30

## SECURE CARE COMMITMENT STATUS

Population by commitment status as of the last day of the month.



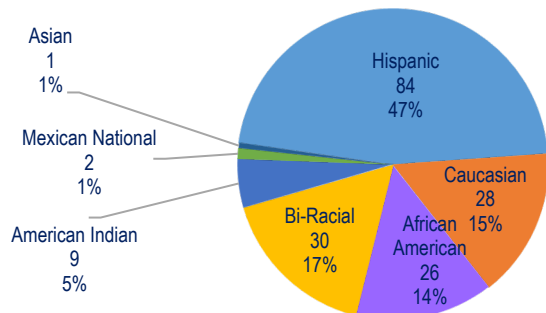
## SECURE CARE COMMITTING COUNTY

Population as of the last day of the month.

COUNTY	MALE	FEMALE	TOTAL	PERCENT
Apache	0	0	0	0.0%
Cochise	1	2	3	1.7%
Coconino	1	0	1	0.6%
Gila	1	1	2	1.1%
Graham	4	0	4	2.2%
Greenlee	3	1	4	2.2%
La Paz	0	0	0	0.0%
Maricopa	76	8	84	46.7%
Mohave	8	2	10	5.6%
Navajo	0	0	0	0.0%
Pima	16	1	17	9.4%
Pinal	8	1	9	5.0%
Santa Cruz	2	0	2	1.1%
Yavapai	6	1	7	3.9%
Yuma	28	9	37	20.6%
<b>TOTAL</b>	<b>154</b>	<b>26</b>	<b>180</b>	<b>100%</b>

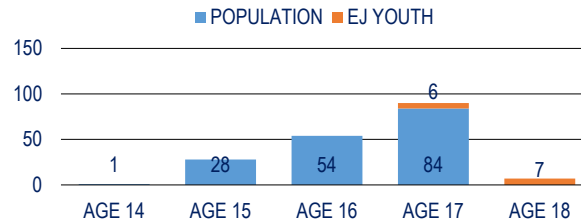
## SECURE CARE ETHNIC DISTRIBUTION

Population as of the last day of the month.



## SECURE CARE AGE DISTRIBUTION

A.R.S. 8-202 requires juvenile courts to retain jurisdiction over a juvenile who is at least 17 years old and who has been adjudicated delinquent, until the person reaches 19 years old. This requires the court to order continued services until the juvenile reaches 19 years old or services are terminated by the court. Content represents population as of the last day of the month, highlighting our Extended Jurisdiction (EJ) youth.



## LENGTH OF STAY

Since July 1, 2020 (FY2021), AZDJC released 187 youth from its population, who served an average of 9.4 months.

CATEGORY	6 MONTHS OR LESS	6 TO 12 MONTHS	12 MONTHS OR GREATER
Released to Parole	4	80	24
Aged Out (18-19)	32	19	13
Transfer to Adult	4	4	5
Death*	0	0	1
ICE Discharge	0	1	0
Recalled by Court	0	0	0
<b>TOTAL</b>	<b>40</b>	<b>104</b>	<b>43</b>

\* Death of youth occurred while in the custody of adult jail.

## RECIDIVISM RATES

Represents youth identified by the year they were released, who returned to custody with AZDJC or ADC following their release from Secure Care.

LENGTH OF FOLLOW-UP	NEW OFFENSES & TECHNICAL VIOLATIONS	NEW OFFENSES	SEXUAL OFFENSES
2017 Releases (12 Months)	34.6%	23.4%	0.0%
2016 Releases (24 Months)	42.0%	29.5%	1.9%
2015 Releases (36 Months)	49.8%	41.7%	0.0%

## RESTORATIVE JUSTICE

Represents services provided to victims and restitution collected from youth. As of February 28, 2021, 40 (22.2%) victims are registered.

CATEGORY	THIS MONTH	FY 21 (YTD)
Victims Registered	1	40
Victim Notifications	28	161
Victim Notification of Release	5	24
Victim Services Provided	88	867
Victim Restitution Collected	\$0.00	\$837.42

ARIZONA DEPARTMENT OF JUVENILE CORRECTIONS

# JUST THE FACTS

Our Vision is to be a nationally recognized leader that advances public safety through the rehabilitation of seriously delinquent youth.

FEBRUARY 2021

DOUGLAS A. DUCEY  
GOVERNOR

JEFF HOOD  
DIRECTOR

ARIZONA DEPARTMENT  
OF JUVENILE CORRECTIONS  
1624 West Adams Street  
Phoenix, Arizona 85007  
[www.azdjc.gov](http://www.azdjc.gov)

This publication provides preliminary data. Please refer to our online reports for the most current statistics. Thank you.

Published: March 10, 2021  
Revised: July 20, 2021

## AGENCY CENSUS

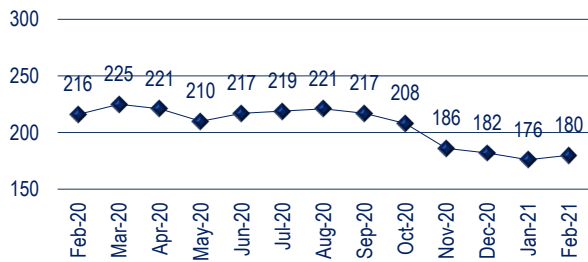
Population as of the last day of the month.

CATEGORY	MALE	FEMALE	TOTAL
Secure Care	154	26	180
Parole* – Community Supervision	51	7	58
Parole – Interstate In	56	7	63
Parole* – Interstate Out	1	0	1
Parole* – Abscond/Warrant Status	11	1	12
Probation – Interstate Out	45	19	64
<b>TOTAL</b>	<b>318</b>	<b>60</b>	<b>378</b>

AZDJC currently supervises 19 Extended Jurisdiction youth. There are 12 males and 1 female in Secure Care, and 6 males and 1 female on Parole. Dually involved youth, (Department of Child Safety) represent 38 (15%) of our Secure Care and Parole\* populations.

## SECURE CARE POPULATION TREND

Content represents a thirteen-month population trend as of the last day of the month. Data reflects a 16.7% decrease since February 28, 2020.



## SECURE CARE POPULATION DETAIL

Population admissions and releases during the month.

POPULATION AS OF JANUARY 31, 2021			
			<b>176</b>
ADMISSIONS	MALE	FEMALE	TOTAL
New Commitment	11	4	15
Parole Violator	5	2	7
Re-Commitment	0	0	0
<b>TOTAL</b>	<b>16</b>	<b>6</b>	<b>22</b>
RELEASES	MALE	FEMALE	TOTAL
Released to Parole	9	1	10
Aged Out (18-19)	6	0	6
Transfer to Adult	2	0	2
ICE Discharge	0	0	0
Recalled by Court	0	0	0
<b>TOTAL</b>	<b>17</b>	<b>1</b>	<b>18</b>
POPULATION AS OF FEBRUARY 28, 2021			
			<b>180</b>

## AGENCY RISK LEVELS

Population risk to recidivate based upon the Arizona Juvenile Assessment System (AZYAS) Assessment Tool as of the last day of the month.

CATEGORY	SECURE CARE <sup>(1)</sup>		PAROLE <sup>(2)</sup>	
Low Risk	22	12.2%	9	12.7%
Medium Risk	70	38.9%	32	45.1%
High Risk	88	48.9%	30	42.3%
<b>TOTAL</b>	<b>180</b>	<b>100%</b>	<b>181</b>	<b>100%</b>

<sup>1</sup>All youth in Secure Care had been assessed at the time of this report.

<sup>2</sup>Parole includes Community Supervision, Interstate Out and Abscond.

## AGENCY PRIOR REFERRALS

The number of times a youth was involved in the juvenile justice system prior to commitment to AZDJC as of the last day of the month.

CATEGORY	SECURE CARE	PAROLE
1 to 3 Referrals	22	7
4 to 6 Referrals	19	15
7 to 9 Referrals	41	9
10 to 12 Referrals	42	18
13 or More Referrals	56	22
<b>TOTAL</b>	<b>180</b>	<b>71</b>

## AGENCY PRIOR ADJUDICATIONS

The number of times a youth was adjudicated delinquent prior to commitment to AZDJC as of the last day of the month.

CATEGORY	SECURE CARE	PAROLE
1 Adjudication	26	6
2 to 3 Adjudications	75	33
4 to 5 Adjudications	61	22
6 to 7 Adjudications	15	8
8 or More Adjudications	3	2
<b>TOTAL</b>	<b>180</b>	<b>71</b>

## AGENCY PRIOR COMMITMENT OFFENSES

The most serious offense committed by the youth prior to commitment to AZDJC as of the last day of the month.

CATEGORY	SECURE CARE	PAROLE
Crimes Against Persons	49	24
Drug Offenses	30	11
Non-Delinquent Offenses	0	0
Other Offenses	20	3
Property Offenses	39	20
Public Order Offenses	19	9
Weapon Offenses	23	4
<b>TOTAL</b>	<b>180</b>	<b>71</b>

## CLINICAL SERVICES

During the intake assessment, we identify and prescribe treatment to address criminogenic and non-criminogenic factors. Content represents the minimum treatment duration and number of youth prescribe treatment as of the last day of the month. Youth may be enrolled in more than one program.

CATEGORY	DURATION	YOUTH
Dialectical Behavior Therapy	6 Months	172
Seven Challenges	6 Months	98
Aggression Replacement Therapy	10 Weeks	115
Stages of Accomplishment <sup>(1)</sup>	6 Months	8
Sex Trafficking Awareness & Recovery <sup>(2)</sup>	11 Weeks	6

<sup>1</sup> Stages of Accomplishment – Individual formalized treatment.

<sup>2</sup> Sex Trafficking Awareness & Recovery – Prescribed for female youth only.

## EDUCATION SERVICES

Number of youth enrolled in all school programs as of the last day of the month. Youth may be enrolled in more than one program.

CATEGORY	SECURE CARE
Enrolled in School	160
Out to Court / Detention – Not Enrolled in School	20
Enrolled in Career Technical Education	50
Enrolled in IDEA / Section 504 (Special Education)	44
GED Certificates Awarded (FY 2021)	17
High School Diplomas Awarded (FY 2021)	3

## EDUCATION SERVICES WHILE ON PAROLE

Number of youth enrolled in school or work activities while on Parole as of the last day of the month. Youth may be enrolled in more than one program.

CATEGORY	PAROLE
Enrolled in School	15
GED Preparation	5
Post-Secondary School	0
Vocational Training	1
Employment	11

## HEALTH SERVICES

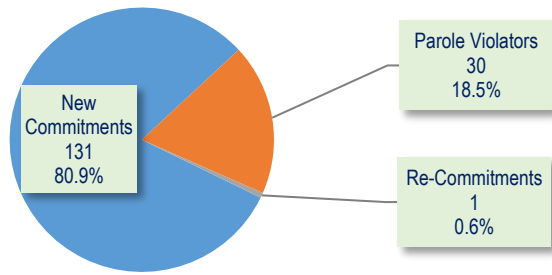
Number of health-related services provided to youth throughout the month.

CATEGORY	SECURE CARE
Hospital Admissions	0
Intake Medical / Dental Screenings	19
Medical Provider Visits	54
Dental Provider Visits	43
Nursing Sick Call Visits	461
Nursing Non-sick Calls	1,102
Mental Health (Psychiatric) Provider Visits	35



## SECURE CARE COMMITMENT STATUS

Population by commitment status as of the last day of the month.



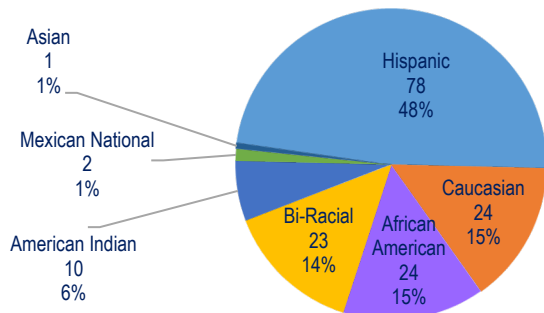
## SECURE CARE COMMITTING COUNTY

Population as of the last day of the month.

COUNTY	MALE	FEMALE	TOTAL	PERCENT
Apache	0	0	0	0.0%
Cochise	1	2	3	1.9%
Coconino	1	0	1	0.6%
Gila	1	1	2	1.2%
Graham	4	0	4	2.5%
Greenlee	2	1	3	1.9%
La Paz	0	0	0	0.0%
Maricopa	68	8	76	46.9%
Mohave	6	2	8	4.9%
Navajo	0	0	0	0.0%
Pima	12	1	13	8.0%
Pinal	6	1	7	4.3%
Santa Cruz	1	0	1	0.6%
Yavapai	8	0	8	4.9%
Yuma	28	8	36	22.2%
<b>TOTAL</b>	<b>138</b>	<b>24</b>	<b>162</b>	<b>100%</b>

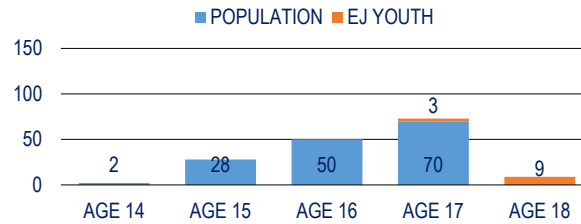
## SECURE CARE ETHNIC DISTRIBUTION

Population as of the last day of the month.



## SECURE CARE AGE DISTRIBUTION

A.R.S. 8-202 requires juvenile courts to retain jurisdiction over a juvenile who is at least 17 years old and who has been adjudicated delinquent, until the person reaches 19 years old. This requires the court to order continued services until the juvenile reaches 19 years old or services are terminated by the court. Content represents population as of the last day of the month, highlighting our Extended Jurisdiction (EJ) youth.



## LENGTH OF STAY

Since July 1, 2020 (FY2021), AZDJC released 224 youth from its population, who served an average of 9 months.

CATEGORY	6 MONTHS OR LESS	6 TO 12 MONTHS	12 MONTHS OR GREATER
Released to Parole	6	101	28
Aged Out (18-19)	38	21	15
Transfer to Adult	4	4	5
Death*	0	0	1
ICE Discharge	0	1	0
Recalled by Court	0	0	0
<b>TOTAL</b>	<b>48</b>	<b>127</b>	<b>49</b>

\* Death of youth occurred while in the custody of adult jail.

## RECIDIVISM RATES

Represents youth identified by the year they were released, who returned to custody with AZDJC or ADC following their release from Secure Care.

LENGTH OF FOLLOW-UP	NEW OFFENSES & TECHNICAL VIOLATIONS	NEW OFFENSES	SEXUAL OFFENSES
2017 Releases (12 Months)	34.6%	23.4%	0.0%
2016 Releases (24 Months)	42.0%	29.5%	1.9%
2015 Releases (36 Months)	49.8%	41.7%	0.0%

## RESTORATIVE JUSTICE

Represents services provided to victims and restitution collected from youth. As of March 2021, 36 (22.2%) victims are registered.

CATEGORY	THIS MONTH	FY 21 (YTD)
Victims Registered	0	36
Victim Notifications	30	191
Victim Notification of Release	9	33
Victim Services Provided	65	932
Victim Restitution Collected	\$0.00	\$837.42

ARIZONA DEPARTMENT OF JUVENILE CORRECTIONS

# JUST THE FACTS

Our Vision is to be a nationally recognized leader that advances public safety through the rehabilitation of seriously delinquent youth.

MARCH 2021

DOUGLAS A. DUCEY  
GOVERNOR

JEFF HOOD  
DIRECTOR

ARIZONA DEPARTMENT  
OF JUVENILE CORRECTIONS  
1624 West Adams Street  
Phoenix, Arizona 85007  
[www.azdjc.gov](http://www.azdjc.gov)

This publication provides preliminary data. Please refer to our online reports for the most current statistics. Thank you.

Published: April 9, 2021  
Revised: July 20, 2021

## AGENCY CENSUS

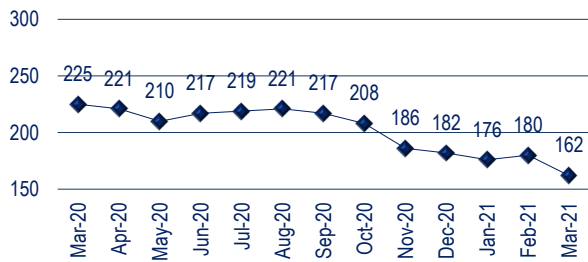
Population as of the last day of the month.

CATEGORY	MALE	FEMALE	TOTAL
Secure Care	138	24	162
Parole* – Community Supervision	58	8	66
Parole – Interstate In	56	9	65
Parole* – Interstate Out	1	0	1
Parole* – Abscond/Warrant Status	14	1	15
Probation – Interstate Out	39	18	57
<b>TOTAL</b>	<b>306</b>	<b>60</b>	<b>366</b>

AZDJC currently supervises 19 Extended Jurisdiction youth. There are 11 males and 1 female in Secure Care, and 6 males and 1 female on Parole. Dually involved youth, (Department of Child Safety) represent 34 (14%) of our Secure Care and Parole\* populations.

## SECURE CARE POPULATION TREND

Content represents a thirteen-month population trend as of the last day of the month. Data reflects a 28% decrease since March 2020.



## SECURE CARE POPULATION DETAIL

Population admissions and releases during the month.

POPULATION AS OF FEBRUARY 2021			
			<b>180</b>
ADMISSIONS	MALE	FEMALE	TOTAL
New Commitment	8	0	8
Parole Violator	11	0	11
Re-Commitment	0	0	0
<b>TOTAL</b>	<b>19</b>	<b>0</b>	<b>19</b>
RELEASES	MALE	FEMALE	TOTAL
Released to Parole	26	1	27
Aged Out (18-19)	9	1	10
Transfer to Adult	0	0	0
ICE Discharge	0	0	0
Recalled by Court	0	0	0
<b>TOTAL</b>	<b>35</b>	<b>2</b>	<b>37</b>
POPULATION AS OF MARCH 2021			
			<b>162</b>

## AGENCY RISK LEVELS

Population risk to recidivate based upon the Arizona Juvenile Assessment System (AZYAS) Assessment Tool as of the last day of the month.

CATEGORY	SECURE CARE <sup>(1)</sup>	PAROLE <sup>(2)</sup>
Low Risk	23 14.2%	11 13.4%
Medium Risk	61 37.7%	36 43.9%
High Risk	78 48.1%	35 42.7%
<b>TOTAL</b>	<b>162 100%</b>	<b>82 100%</b>

<sup>1</sup> All youth in Secure Care had been assessed at the time of this report.

<sup>2</sup> Parole includes Community Supervision, Interstate Out and Abscond.

## AGENCY PRIOR REFERRALS

The number of times a youth was involved in the juvenile justice system prior to commitment to AZDJC as of the last day of the month.

CATEGORY	SECURE CARE	PAROLE
1 to 3 Referrals	23	10
4 to 6 Referrals	18	16
7 to 9 Referrals	36	11
10 to 12 Referrals	38	20
13 or More Referrals	47	25
<b>TOTAL</b>	<b>162</b>	<b>82</b>

## AGENCY PRIOR ADJUDICATIONS

The number of times a youth was adjudicated delinquent prior to commitment to AZDJC as of the last day of the month.

CATEGORY	SECURE CARE	PAROLE
1 Adjudication	28	7
2 to 3 Adjudications	65	40
4 to 5 Adjudications	48	27
6 to 7 Adjudications	16	7
8 or More Adjudications	5	1
<b>TOTAL</b>	<b>162</b>	<b>82</b>

## AGENCY PRIOR COMMITMENT OFFENSES

The most serious offense committed by the youth prior to commitment to AZDJC as of the last day of the month.

CATEGORY	SECURE CARE	PAROLE
Crimes Against Persons	43	27
Drug Offenses	26	14
Non-Delinquent Offenses	0	0
Other Offenses	20	4
Property Offenses	36	21
Public Order Offenses	19	8
Weapon Offenses	18	8
<b>TOTAL</b>	<b>162</b>	<b>82</b>

## CLINICAL SERVICES

During the intake assessment, we identify and prescribe treatment to address criminogenic and non-criminogenic factors. Content represents the minimum treatment duration and number of youth prescribe treatment as of the last day of the month. Youth may be enrolled in more than one program.

CATEGORY	DURATION	YOUTH
Dialectical Behavior Therapy	6 Months	172
Seven Challenges	6 Months	98
Aggression Replacement Therapy	10 Weeks	115
Stages of Accomplishment <sup>(1)</sup>	6 Months	8
Sex Trafficking Awareness & Recovery <sup>(2)</sup>	11 Weeks	6

<sup>1</sup> Stages of Accomplishment – Individual formalized treatment.

<sup>2</sup> Sex Trafficking Awareness & Recovery – Prescribed for female youth only.

## EDUCATION SERVICES

Number of youth enrolled in all school programs as of the last day of the month. Youth may be enrolled in more than one program.

CATEGORY	SECURE CARE
Enrolled in School	160
Out to Court / Detention – Not Enrolled in School	20
Enrolled in Career Technical Education	50
Enrolled in IDEA / Section 504 (Special Education)	44
GED Certificates Awarded (FY 2021)	17
High School Diplomas Awarded (FY 2021)	3

## EDUCATION SERVICES WHILE ON PAROLE

Number of youth enrolled in school or work activities while on Parole as of the last day of the month. Youth may be enrolled in more than one program.

CATEGORY	PAROLE
Enrolled in School	15
GED Preparation	5
Post-Secondary School	0
Vocational Training	1
Employment	11

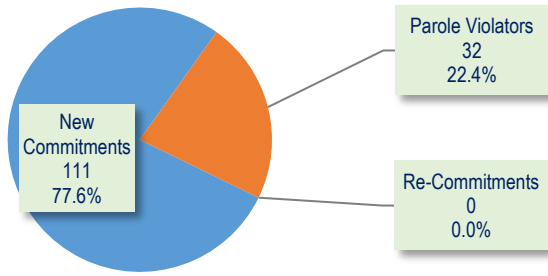
## HEALTH SERVICES

Number of health-related services provided to youth throughout the month.

CATEGORY	SECURE CARE
Hospital Admissions	0
Intake Medical / Dental Screenings	20
Medical Provider Visits	89
Dental Provider Visits	46
Nursing Sick Call Visits	465
Nursing Non-sick Calls	1,130
Mental Health (Psychiatric) Provider Visits	55

## SECURE CARE COMMITMENT STATUS

Population by commitment status as of the last day of the month.



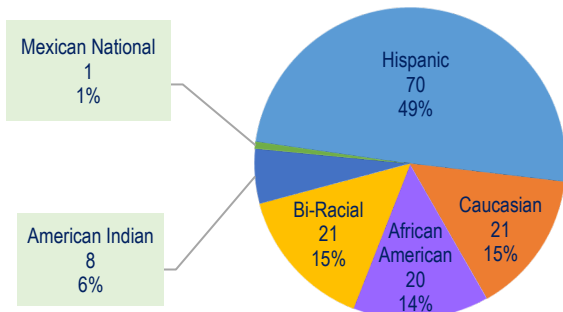
## SECURE CARE COMMITTING COUNTY

Population as of the last day of the month.

COUNTY	MALE	FEMALE	TOTAL	PERCENT
Apache	0	0	0	0.0%
Cochise	2	2	4	2.8%
Coconino	0	0	0	0.0%
Gila	1	1	2	1.4%
Graham	3	0	3	2.1%
Greenlee	2	1	3	2.1%
La Paz	0	0	0	0.0%
Maricopa	60	9	69	48.3%
Mohave	4	2	6	4.2%
Navajo	0	0	0	0.0%
Pima	10	1	11	7.7%
Pinal	3	1	4	2.8%
Santa Cruz	1	0	1	0.7%
Yavapai	9	0	9	6.3%
Yuma	25	6	31	21.7%
<b>TOTAL</b>	<b>120</b>	<b>23</b>	<b>143</b>	<b>100%</b>

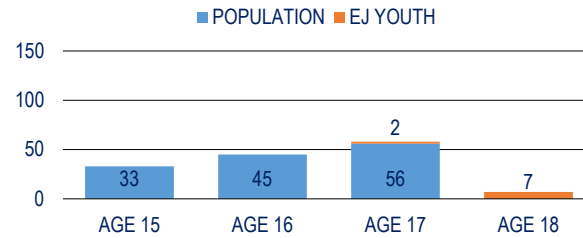
## SECURE CARE ETHNIC DISTRIBUTION

Population as of the last day of the month.



## SECURE CARE AGE DISTRIBUTION

A.R.S. 8-202 requires juvenile courts to retain jurisdiction over a juvenile who is at least 17 years old and who has been adjudicated delinquent, until the person reaches 19 years old. This requires the court to order continued services until the juvenile reaches 19 years old or services are terminated by the court. Content represents population as of the last day of the month, highlighting our Extended Jurisdiction (EJ) youth.



## LENGTH OF STAY

Since July 1, 2020 (FY2021), AZDJC released 253 youth from its population, who served an average of 8.9 months.

CATEGORY	6 MONTHS OR LESS	6 TO 12 MONTHS	12 MONTHS OR GREATER
Released to Parole	9	113	30
Aged Out (18-19)	43	25	17
Transfer to Adult	4	4	6
Death*	0	0	1
ICE Discharge	0	1	0
Recalled by Court	0	0	0
<b>TOTAL</b>	<b>56</b>	<b>143</b>	<b>54</b>

\* Death of youth occurred while in the custody of adult jail.

## RECIDIVISM RATES

Represents youth identified by the year they were released, who returned to custody with AZDJC or ADC following their release from Secure Care.

LENGTH OF FOLLOW-UP	NEW OFFENSES & TECHNICAL VIOLATIONS	NEW OFFENSES	SEXUAL OFFENSES
2017 Releases (12 Months)	34.6%	23.4%	0.0%
2016 Releases (24 Months)	42.0%	29.5%	1.9%
2015 Releases (36 Months)	49.8%	41.7%	0.0%

## RESTORATIVE JUSTICE

Represents services provided to victims and restitution collected from youth. As of April 2021, 30 (21%) victims are registered.

CATEGORY	THIS MONTH	FY 21 (YTD)
Victims Registered	0	30
Victim Notifications	22	213
Victim Notification of Release	4	37
Victim Services Provided	77	1,009
Victim Restitution Collected	\$0.00	\$837.42

ARIZONA DEPARTMENT OF JUVENILE CORRECTIONS

# JUST THE FACTS

Our Vision is to be a nationally recognized leader that advances public safety through the rehabilitation of seriously delinquent youth.

APRIL 2021

DOUGLAS A. DUCEY  
GOVERNOR

JEFF HOOD  
DIRECTOR

ARIZONA DEPARTMENT  
OF JUVENILE CORRECTIONS  
1624 West Adams Street  
Phoenix, Arizona 85007  
[www.azdjc.gov](http://www.azdjc.gov)

This publication provides preliminary data. Please refer to our online reports for the most current statistics. Thank you.

Published: May 12, 2021  
Revised: July 20, 2021

## AGENCY CENSUS

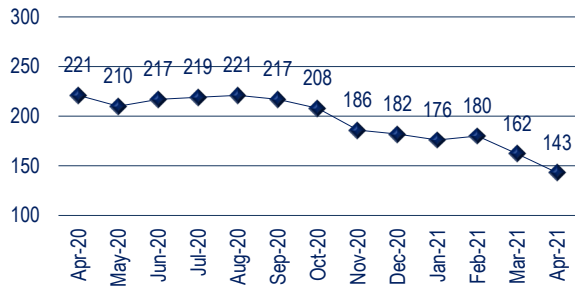
Population as of the last day of the month.

CATEGORY	MALE	FEMALE	TOTAL
Secure Care	120	23	143
Parole* – Community Supervision	61	9	70
Parole – Interstate In	57	10	67
Parole* – Interstate Out	1	0	1
Parole* – Abscond/Warrant Status	12	1	13
Probation – Interstate Out	34	1	35
<b>TOTAL</b>	<b>285</b>	<b>44</b>	<b>329</b>

AZDJC currently supervises 17 Extended Jurisdiction youth - 8 males and 1 female in Secure Care, and 8 males on Parole. Dually involved youth, (Dept. of Child Safety) represent 31 (14%) of Secure Care and Parole\* populations.

## SECURE CARE POPULATION TREND

Content represents a thirteen-month population trend as of the last day of the month. Data reflects a 35% decrease since April 2020.



## SECURE CARE POPULATION DETAIL

Population admissions and releases during the month.

POPULATION AS OF MARCH 2021			
	<b>162</b>		
ADMISSIONS	MALE	FEMALE	TOTAL
New Commitment	3	0	3
Parole Violator	6	1	7
Re-Commitment	0	0	0
<b>TOTAL</b>	<b>9</b>	<b>1</b>	<b>10</b>
RELEASES	MALE	FEMALE	TOTAL
Released to Parole	15	0	15
Aged Out (18-19)	11	2	13
Transfer to Adult	1	0	1
ICE Discharge	0	0	0
Recalled by Court	0	0	0
<b>TOTAL</b>	<b>27</b>	<b>2</b>	<b>29</b>
POPULATION AS OF APRIL 2021			
	<b>143</b>		

## AGENCY RISK LEVELS

Population risk to recidivate based upon the Arizona Juvenile Assessment System (AZYAS) Assessment Tool as of the last day of the month.

CATEGORY	SECURE CARE <sup>(1)</sup>	PAROLE <sup>(2)</sup>
Low Risk	22 15.4%	11 13.1%
Medium Risk	50 35.0%	36 42.9%
High Risk	71 49.7%	37 44.1%
<b>TOTAL</b>	<b>143 100%</b>	<b>84 100%</b>

<sup>1</sup> All youth in Secure are had been assessed at the time of this report.

<sup>2</sup> Parole includes Community Supervision, Interstate Out and Abscond.

## AGENCY PRIOR REFERRALS

The number of times a youth was involved in the juvenile justice system prior to commitment to AZDJC as of the last day of the month.

CATEGORY	SECURE CARE	PAROLE
1 to 3 Referrals	23	11
4 to 6 Referrals	15	14
7 to 9 Referrals	31	13
10 to 12 Referrals	31	22
13 or More Referrals	43	24
<b>TOTAL</b>	<b>143</b>	<b>84</b>

## AGENCY PRIOR ADJUDICATIONS

The number of times a youth was adjudicated delinquent prior to commitment to AZDJC as of the last day of the month.

CATEGORY	SECURE CARE	PAROLE
1 Adjudication	26	9
2 to 3 Adjudications	52	45
4 to 5 Adjudications	45	23
6 to 7 Adjudications	16	5
8 or More Adjudications	4	2
<b>TOTAL</b>	<b>143</b>	<b>84</b>

## AGENCY PRIOR COMMITMENT OFFENSES

The most serious offense committed by the youth prior to commitment to AZDJC as of the last day of the month.

CATEGORY	SECURE CARE	PAROLE
Crimes Against Persons	44	25
Drug Offenses	22	16
Non-Delinquent Offenses	0	0
Other Offenses	18	6
Property Offenses	27	20
Public Order Offenses	16	9
Weapon Offenses	16	8
<b>TOTAL</b>	<b>143</b>	<b>84</b>

## CLINICAL SERVICES

During the intake assessment, we identify and prescribe treatment to address criminogenic and non-criminogenic factors. Content represents the minimum treatment duration and number of youth prescribe treatment as of the last day of the month. Youth may be enrolled in more than one program.

CATEGORY	DURATION	YOUTH
Dialectical Behavior Therapy	6 Months	142
Seven Challenges	6 Months	82
Aggression Replacement Therapy	10 Weeks	92
Stages of Accomplishment <sup>(1)</sup>	6 Months	7
Sex Trafficking Awareness & Recovery <sup>(2)</sup>	11 Weeks	7

<sup>1</sup> Stages of Accomplishment – Individual formalized treatment.

<sup>2</sup> Sex Trafficking Awareness & Recovery – Prescribed for female youth only.

## EDUCATION SERVICES

Number of youth enrolled in all school programs as of the last day of the month. Youth may be enrolled in more than one program.

CATEGORY	SECURE CARE
Enrolled in School	131
Out to Court / Detention – Not Enrolled in School	12
Enrolled in Career Technical Education	55
Enrolled in IDEA / Section 504 (Special Education)	42
GED Certificates Awarded (FY 2021)	20
High School Diplomas Awarded (FY 2021)	4

## EDUCATION SERVICES WHILE ON PAROLE

Number of youth enrolled in school or work activities while on Parole as of the last day of the month. Youth may be enrolled in more than one program.

CATEGORY	PAROLE
Enrolled in School	17
GED Preparation	5
Post-Secondary School	1
Vocational Training	1
Employment	12

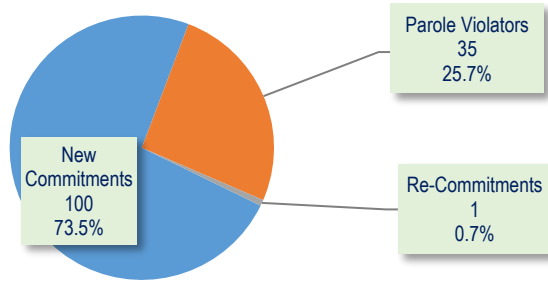
## HEALTH SERVICES

Number of health-related services provided to youth throughout the month.

CATEGORY	SECURE CARE
Hospital Admissions	3
Intake Medical / Dental Screenings	10
Medical Provider Visits	63
Dental Provider Visits	31
Nursing Sick Call Visits	472
Nursing Non-sick Calls	1,141
Mental Health (Psychiatric) Provider Visits	50

## SECURE CARE COMMITMENT STATUS

Population by commitment status as of the last day of the month.



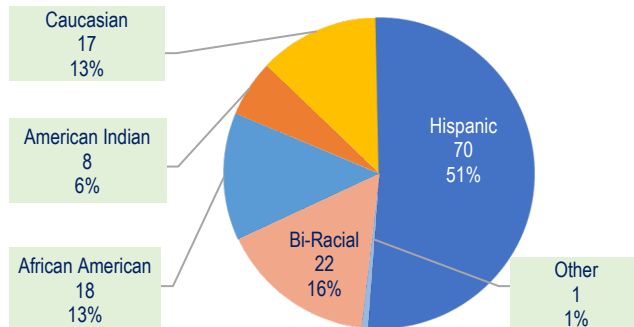
## SECURE CARE COMMITTING COUNTY

Population as of the last day of the month.

COUNTY	MALE	FEMALE	TOTAL	PERCENT
Apache	0	0	0	0.0%
Cochise	3	1	4	2.9%
Coconino	0	0	0	0.0%
Gila	1	1	2	1.5%
Graham	4	0	4	2.9%
Greenlee	1	0	1	0.7%
La Paz	0	0	0	0.0%
Maricopa	62	8	70	51.5%
Mohave	3	0	3	2.2%
Navajo	0	0	0	0.0%
Pima	9	1	10	7.4%
Pinal	3	1	4	2.9%
Santa Cruz	1	0	1	0.7%
Yavapai	9	0	9	6.6%
Yuma	24	4	28	20.6%
<b>TOTAL</b>	<b>120</b>	<b>16</b>	<b>136</b>	<b>100%</b>

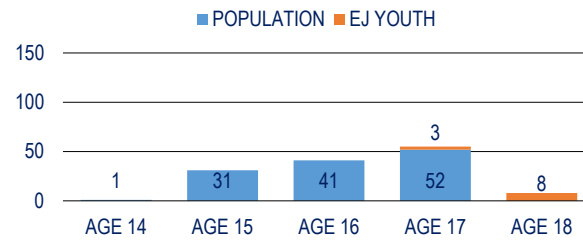
## SECURE CARE ETHNIC DISTRIBUTION

Population as of the last day of the month.



## SECURE CARE AGE DISTRIBUTION

A.R.S. 8-202 requires juvenile courts to retain jurisdiction over a juvenile who is at least 17 years old and who has been adjudicated delinquent, until the person reaches 19 years old. This requires the court to order continued services until the juvenile reaches 19 years old or services are terminated by the court. Content represents population as of the last day of the month, highlighting our Extended Jurisdiction (EJ) youth.



## LENGTH OF STAY

Since July 1, 2020 (FY2021), AZDJC released 276 youth from its population, who served an average of 8.9 months.

CATEGORY	6 MONTHS OR LESS	6 TO 12 MONTHS	12 MONTHS OR GREATER
Released to Parole	11	124	32
Aged Out (18-19)	45	28	18
Transfer to Adult	5	4	6
Death*	0	0	1
ICE Discharge	0	1	0
Recalled by Court	0	1	0
<b>TOTAL</b>	<b>61</b>	<b>158</b>	<b>57</b>

\* Death of youth occurred while in the custody of adult jail.

## RECIDIVISM RATES

Represents youth identified by the year they were released, who returned to custody with AZDJC or ADC following their release from Secure Care.

LENGTH OF FOLLOW-UP	NEW OFFENSES & TECHNICAL VIOLATIONS	NEW OFFENSES	SEXUAL OFFENSES
2017 Releases (12 Months)	34.6%	23.4%	0.0%
2016 Releases (24 Months)	42.0%	29.5%	1.9%
2015 Releases (36 Months)	49.8%	41.7%	0.0%

## RESTORATIVE JUSTICE

Represents services provided to victims and restitution collected from youth. As of May 2021, 27 (20%) victims are registered.

CATEGORY	THIS MONTH	FY 21 (YTD)
Victims Registered	0	27
Victim Notifications	27	240
Victim Notification of Release	2	39
Victim Services Provided	92	1,101
Victim Restitution Collected	\$80.92	\$918.34

ARIZONA DEPARTMENT OF JUVENILE CORRECTIONS

# JUST THE FACTS

Our Vision is to be a nationally recognized leader that advances public safety through the rehabilitation of seriously delinquent youth.

MAY 2021

DOUGLAS A. DUCEY  
GOVERNOR

JEFF HOOD  
DIRECTOR

ARIZONA DEPARTMENT  
OF JUVENILE CORRECTIONS  
1624 West Adams Street  
Phoenix, Arizona 85007  
[www.azdjc.gov](http://www.azdjc.gov)

This publication provides preliminary data. Please refer to our online reports for the most current statistics. Thank you.

Published: June 10, 2021  
Revised: July 20, 2021

## AGENCY CENSUS

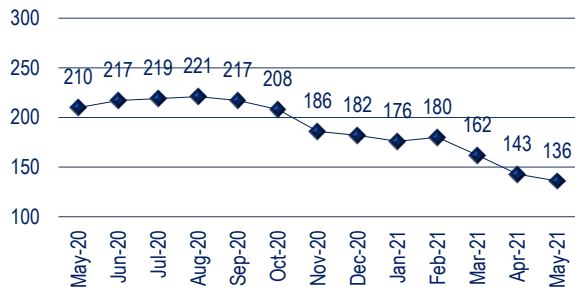
Population as of the last day of the month.

CATEGORY	MALE	FEMALE	TOTAL
Secure Care	120	16	136
Parole* – Community Supervision	59	13	72
Parole – Interstate In	56	8	64
Parole* – Interstate Out	1	0	1
Parole* – Abscond/Warrant Status	11	1	12
Probation – Interstate Out	34	14	48
<b>TOTAL</b>	<b>282</b>	<b>52</b>	<b>333</b>

AZDJC currently supervises 18 extended jurisdiction youth – 10 males and 1 female in Secure Care, and 7 males on Parole. Dually involved youth, (Dept. of Child Safety) represent 34 (15%) of our Secure Care and Parole\* populations.

## SECURE CARE POPULATION TREND

Content represents a thirteen-month population trend as of the last day of the month. Data reflects a 35% decrease since May 2020.



## SECURE CARE POPULATION DETAIL

Population admissions and releases during the month.

POPULATION AS OF APRIL 2021			
			<b>143</b>
ADMISSIONS	MALE	FEMALE	TOTAL
New Commitment	6	0	6
Parole Violator	10	0	10
Re-Commitment	0	0	0
<b>TOTAL</b>	<b>16</b>	<b>0</b>	<b>16</b>
RELEASES	MALE	FEMALE	TOTAL
Released to Parole	10	5	15
Aged Out (18-19)	5	1	6
Transfer to Adult	1	0	1
ICE Discharge	0	0	0
Recalled by Court	0	1	1
<b>TOTAL</b>	<b>16</b>	<b>7</b>	<b>23</b>
POPULATION AS OF MAY 2021			
			<b>136</b>

## AGENCY RISK LEVELS

Population risk to recidivate based upon the Arizona Juvenile Assessment System (AZYAS) Assessment Tool as of the last day of the month.

CATEGORY	SECURE CARE <sup>(1)</sup>	PAROLE <sup>(2)</sup>
Low Risk	20 14.7%	14 16.5%
Medium Risk	43 31.6%	38 44.7%
High Risk	73 53.7%	33 38.8%
<b>TOTAL</b>	<b>136 100%</b>	<b>85 100%</b>

<sup>1</sup> All youth in Secure Care had been assessed at the time of this report.

<sup>2</sup> Parole includes Community Supervision, Interstate Out and Abscond.

## AGENCY PRIOR REFERRALS

The number of times a youth was involved in the juvenile justice system prior to commitment to AZDJC as of the last day of the month.

CATEGORY	SECURE CARE	PAROLE
1 to 3 Referrals	21	14
4 to 6 Referrals	14	12
7 to 9 Referrals	30	12
10 to 12 Referrals	28	23
13 or More Referrals	43	24
<b>TOTAL</b>	<b>136</b>	<b>85</b>

## AGENCY PRIOR ADJUDICATIONS

The number of times a youth was adjudicated delinquent prior to commitment to AZDJC as of the last day of the month.

CATEGORY	SECURE CARE	PAROLE
1 Adjudication	22	12
2 to 3 Adjudications	45	45
4 to 5 Adjudications	49	22
6 to 7 Adjudications	14	5
8 or More Adjudications	6	1
<b>TOTAL</b>	<b>136</b>	<b>85</b>

## AGENCY PRIOR COMMITMENT OFFENSES

The most serious offense committed by the youth prior to commitment to AZDJC as of the last day of the month.

CATEGORY	SECURE CARE	PAROLE
Crimes Against Persons	39	25
Drug Offenses	21	16
Non-Delinquent Offenses	0	0
Other Offenses	19	5
Property Offenses	25	22
Public Order Offenses	17	7
Weapon Offenses	15	10
<b>TOTAL</b>	<b>136</b>	<b>85</b>

## CLINICAL SERVICES

During the intake assessment, we identify and prescribe treatment to address criminogenic and non-criminogenic factors. Content represents the minimum treatment duration and number of youth prescribe treatment as of the last day of the month. Youth may be enrolled in more than one program.

CATEGORY	DURATION	YOUTH
Dialectical Behavior Therapy	6 Months	135
Seven Challenges	6 Months	77
Aggression Replacement Therapy	10 Weeks	85
Stages of Accomplishment <sup>(1)</sup>	6 Months	7
Sex Trafficking Awareness & Recovery <sup>(2)</sup>	11 Weeks	4

<sup>1</sup> Stages of Accomplishment – Individual formalized treatment.

<sup>2</sup> Sex Trafficking Awareness & Recovery – Prescribed for female youth only.

## EDUCATION SERVICES

Number of youth enrolled in all school programs as of the last day of the month. Youth may be enrolled in more than one program.

CATEGORY	SECURE CARE
Enrolled in School	130
Out to Court/Detention – Not Enrolled in School	6
Enrolled in Career Technical Education	55
Enrolled in IDEA/Section 504 (Special Education)	42
GED Certificates Awarded (FY 2021)	21
High School Diplomas Awarded (FY 2021)	4

## EDUCATION SERVICES WHILE ON PAROLE

Number of youth enrolled in school or work activities while on Parole as of the last day of the month. Youth may be enrolled in more than one program.

CATEGORY	PAROLE
Enrolled in School	15
GED Preparation	3
Post-Secondary School	1
Vocational Training	1
Employment	14

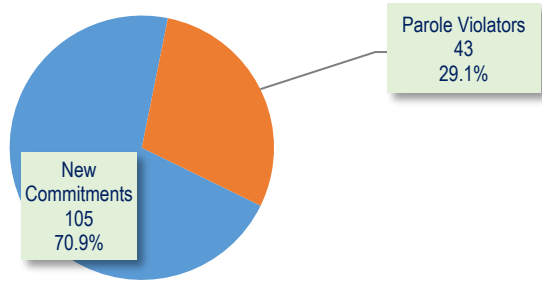
## HEALTH SERVICES

Number of health-related services provided to youth throughout the month.

CATEGORY	SECURE CARE
Hospital Admissions	1
Intake Medical / Dental Screenings	10
Medical Provider Visits	70
Dental Provider Visits	38
Nursing Sick Call Visits	403
Nursing Non-sick Calls	1,107
Mental Health (Psychiatric) Provider Visits	56

## SECURE CARE COMMITMENT STATUS

Population by commitment status as of the last day of the month.



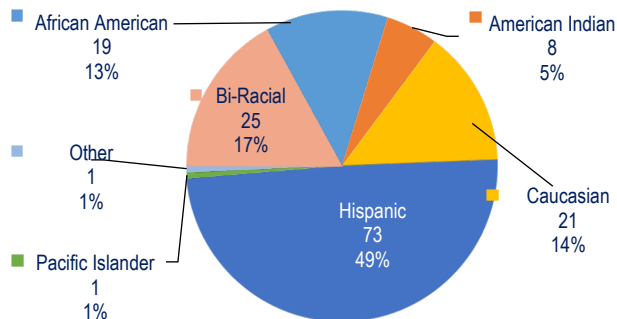
## SECURE CARE COMMITTING COUNTY

Population as of the last day of the month.

COUNTY	MALE	FEMALE	TOTAL	PERCENT
Apache	0	0	0	0.0%
Cochise	3	2	5	3.4%
Coconino	0	0	0	0.0%
Gila	0	1	1	0.7%
Graham	6	0	6	4.1%
Greenlee	1	0	1	0.7%
La Paz	0	0	0	0.0%
Maricopa	66	8	74	50.0%
Mohave	6	1	7	4.7%
Navajo	1	0	1	0.7%
Pima	12	1	13	8.8%
Pinal	4	1	5	3.4%
Santa Cruz	1	0	1	0.7%
Yavapai	8	1	9	6.1%
Yuma	22	3	25	16.9%
<b>TOTAL</b>	<b>130</b>	<b>18</b>	<b>148</b>	<b>100%</b>

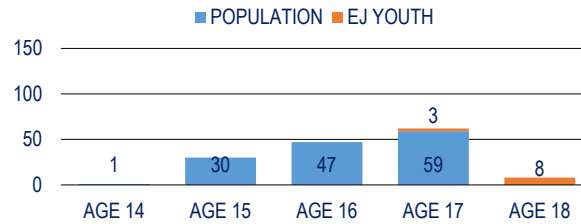
## SECURE CARE ETHNIC DISTRIBUTION

Population as of the last day of the month.



## SECURE CARE AGE DISTRIBUTION

A.R.S. 8-202 requires juvenile courts to retain jurisdiction over a juvenile who is at least 17 years old and who has been adjudicated delinquent, until the person reaches 19 years old. This requires the court to order continued services until the juvenile reaches 19 years old or services are terminated by the court. Content represents population as of the last day of the month, highlighting our Extended Jurisdiction (EJ) youth.



## LENGTH OF STAY

Since July 1, 2020 (FY2021), AZDJC released 294 youth from its population, who served an average of 8.7 months.

CATEGORY	6 MONTHS OR LESS	6 TO 12 MONTHS	12 MONTHS OR GREATER
Released to Parole	14	130	35
Aged Out (18-19)	48	28	21
Transfer to Adult	5	4	6
Death*	0	0	1
ICE Discharge	0	1	0
Recalled by Court	0	1	0
<b>TOTAL</b>	<b>67</b>	<b>164</b>	<b>63</b>

\* Death of youth occurred while in the custody of adult jail.

## RECIDIVISM RATES

Represents youth identified by the year they were released, who returned to custody with AZDJC or ADC following their release from Secure Care.

LENGTH OF FOLLOW-UP	NEW OFFENSES & TECHNICAL VIOLATIONS	NEW OFFENSES	SEXUAL OFFENSES
2017 Releases (12 Months)	34.6%	23.4%	0.0%
2016 Releases (24 Months)	42.0%	29.5%	1.9%
2015 Releases (36 Months)	49.8%	41.7%	0.0%

## RESTORATIVE JUSTICE

Represents services provided to victims and restitution collected from youth. As of June 2021, 25 (17%) victims are registered.

CATEGORY	THIS MONTH	FY 21 (YTD)
Victims Registered	0	25
Victim Notifications	15	255
Victim Notification of Release	2	41
Victim Services Provided	50	1,151
Victim Restitution Collected	\$18.60	\$936.94

ARIZONA DEPARTMENT OF JUVENILE CORRECTIONS

# JUST THE FACTS

Our Vision is to be a nationally recognized leader that advances public safety through the rehabilitation of seriously delinquent youth.

JUNE 2021

DOUGLAS A. DUCEY  
GOVERNOR

JEFF HOOD  
DIRECTOR

ARIZONA DEPARTMENT  
OF JUVENILE CORRECTIONS  
100 North 15<sup>th</sup> Avenue, Suite 103  
Phoenix, Arizona 85007  
[www.azdjc.gov](http://www.azdjc.gov)

This publication provides preliminary data. Please refer to our online reports for the most current statistics. Thank you.

Published: August 6, 2021

## AGENCY CENSUS

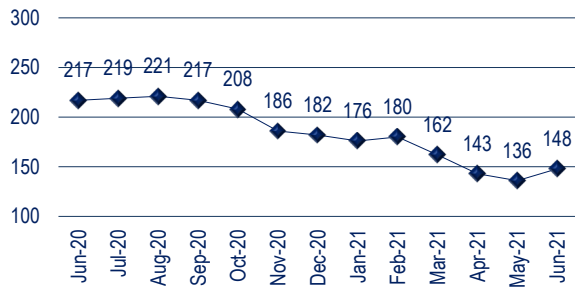
Population as of the last day of the month.

CATEGORY	MALE	FEMALE	TOTAL
Secure Care	130	18	148
Parole* – Community Supervision	50	12	62
Parole – Interstate In	51	10	61
Parole* – Interstate Out	0	0	0
Parole* – Abscond/Warrant Status	9	1	10
Probation – Interstate Out	35	10	45
<b>TOTAL</b>	<b>275</b>	<b>51</b>	<b>326</b>

AZDJC currently supervises 18 extended jurisdiction youth – 10 males and 1 female in Secure Care, and 7 males on Parole. Dually involved youth, (Dept. of Child Safety) represent 32 (14.5%) of our Secure Care and Parole\* populations.

## SECURE CARE POPULATION TREND

Content represents a thirteen-month population trend as of the last day of the month. Data reflects a 31.8% decrease since June 2020.



## SECURE CARE POPULATION DETAIL

Population admissions and releases during the month.

POPULATION AS OF MAY 2021			
			<b>136</b>
ADMISSIONS	MALE	FEMALE	TOTAL
New Commitment	12	4	16
Parole Violator	14	0	14
Re-Commitment	0	0	0
<b>TOTAL</b>	<b>26</b>	<b>4</b>	<b>30</b>
RELEASES	MALE	FEMALE	TOTAL
Released to Parole	10	2	12
Aged Out (18-19)	6	0	6
Transfer to Adult	0	0	0
ICE Discharge	0	0	0
Recalled by Court	0	0	0
<b>TOTAL</b>	<b>16</b>	<b>2</b>	<b>18</b>
POPULATION AS OF JUNE 2021			
			<b>148</b>

## AGENCY RISK LEVELS

Population risk to recidivate based upon the Arizona Juvenile Assessment System (AZYAS) Assessment Tool as of the last day of the month.

CATEGORY	SECURE CARE <sup>(1)</sup>	PAROLE <sup>(2)</sup>
Low Risk	18 12.2%	14 19.4%
Medium Risk	50 33.8%	30 41.7%
High Risk	78 52.7%	28 38.9%
<b>TOTAL</b>	<b>146 98.6%</b>	<b>72 100%</b>

<sup>1</sup> Two youth in Secure Care had not been assessed at the time of this report.

<sup>2</sup> Parole includes Community Supervision, Interstate Out and Abscond.

## AGENCY PRIOR REFERRALS

The number of times a youth was involved in the juvenile justice system prior to commitment to AZDJC as of the last day of the month.

CATEGORY	SECURE CARE	PAROLE
1 to 3 Referrals	21	13
4 to 6 Referrals	16	7
7 to 9 Referrals	31	12
10 to 12 Referrals	32	18
13 or More Referrals	48	22
<b>TOTAL</b>	<b>148</b>	<b>72</b>

## AGENCY PRIOR ADJUDICATIONS

The number of times a youth was adjudicated delinquent prior to commitment to AZDJC as of the last day of the month.

CATEGORY	SECURE CARE	PAROLE
1 Adjudication	23	10
2 to 3 Adjudications	50	39
4 to 5 Adjudications	54	18
6 to 7 Adjudications	14	5
8 or More Adjudications	7	0
<b>TOTAL</b>	<b>148</b>	<b>72</b>

## AGENCY PRIOR COMMITMENT OFFENSES

The most serious offense committed by the youth prior to commitment to AZDJC as of the last day of the month.

CATEGORY	SECURE CARE	PAROLE
Crimes Against Persons	38	23
Drug Offenses	20	12
Non-Delinquent Offenses	0	0
Other Offenses	25	3
Property Offenses	29	20
Public Order Offenses	16	6
Weapon Offenses	20	8
<b>TOTAL</b>	<b>148</b>	<b>72</b>

## CLINICAL SERVICES

During the intake assessment, we identify and prescribe treatment to address criminogenic and non-criminogenic factors. Content represents the minimum treatment duration and number of youth prescribe treatment as of the last day of the month. Youth may be enrolled in more than one program.

CATEGORY	DURATION	YOUTH
Dialectical Behavior Therapy	6 Months	143
Seven Challenges	6 Months	84
Aggression Replacement Therapy	10 Weeks	76
Stages of Accomplishment <sup>(1)</sup>	6 Months	5
Sex Trafficking Awareness & Recovery <sup>(2)</sup>	11 Weeks	3

<sup>1</sup> Stages of Accomplishment – Individual formalized treatment.

<sup>2</sup> Sex Trafficking Awareness & Recovery – Prescribed for female youth only.

## EDUCATION SERVICES

Number of youth enrolled in all school programs as of the last day of the month. Youth may be enrolled in more than one program.

CATEGORY	SECURE CARE
Enrolled in School	125
Out to Court / Detention – Not Enrolled in School	20
Enrolled in Career Technical Education	58
Enrolled in IDEA / Section 504 (Special Education)	0
GED Certificates Awarded (FY 2021)	26
High School Diplomas Awarded (FY 2021)	5

## EDUCATION SERVICES WHILE ON PAROLE

Number of youth enrolled in school or work activities while on Parole as of the last day of the month. Youth may be enrolled in more than one program.

CATEGORY	PAROLE
Enrolled in School	11
GED Preparation	4
Post-Secondary School	1
Vocational Training	0
Employment	10

## HEALTH SERVICES

Number of health-related services provided to youth throughout the month.

CATEGORY	SECURE CARE
Hospital Admissions	2
Intake Medical / Dental Screenings	16
Medical Provider Visits	85
Dental Provider Visits	47
Nursing Sick Call Visits	436
Nursing Non-sick Calls	1,122
Mental Health (Psychiatric) Provider Visits	45