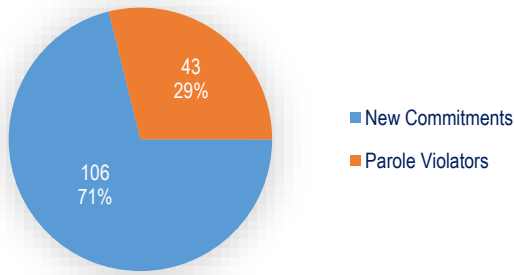


SECURE CARE COMMITMENT STATUS

Population by commitment status as of the last day of the month.



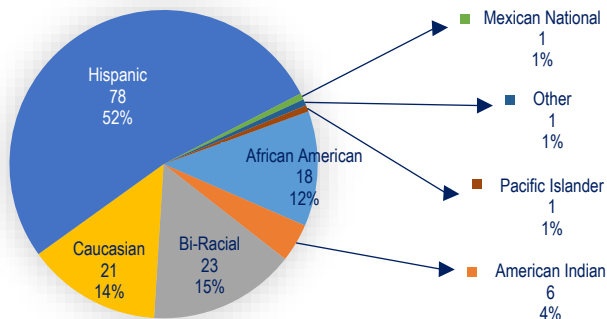
SECURE CARE COMMITTING COUNTY

Population as of the last day of the month.

COUNTY	MALE	FEMALE	TOTAL	PERCENT
Apache	0	0	0	0.0%
Cochise	3	3	6	4.0%
Coconino	0	0	0	0.0%
Gila	0	1	1	0.7%
Graham	6	0	6	4.0%
Greenlee	1	0	1	0.7%
La Paz	0	0	0	0.0%
Maricopa	66	8	74	49.7%
Mohave	6	1	7	4.7%
Navajo	1	0	1	0.7%
Pima	12	1	13	8.7%
Pinal	3	1	4	2.7%
Santa Cruz	1	0	1	0.7%
Yavapai	8	1	9	6.0%
Yuma	24	2	26	17.4%
TOTAL	131	18	149	100%

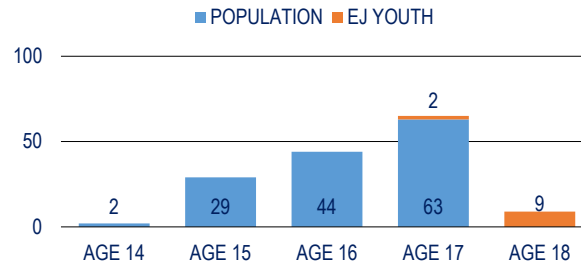
SECURE CARE ETHNIC DISTRIBUTION

Population as of the last day of the month.



SECURE CARE AGE DISTRIBUTION

A.R.S. 8-202 requires juvenile courts to retain jurisdiction over a juvenile who is at least 17 years old and who has been adjudicated delinquent, until the person reaches 19 years old. This requires the court to order continued services until the juvenile reaches 19 years old or services are terminated by the court. Content represents population as of the last day of the month, highlighting our Extended Jurisdiction (EJ) youth.



LENGTH OF STAY

Since July 1, 2021 (FY2022), AZDJC released 13 youth from its population, who served an average of 6.5 months.

CATEGORY	6 MONTHS OR LESS	6 TO 12 MONTHS	12 MONTHS OR GREATER
Released to Parole	0	5	0
Aged Out (18-19)	4	4	0
Transfer to Adult	0	0	0
ICE Discharge	0	0	0
Recalled by Court	0	0	0
TOTAL	4	9	0

RECIDIVISM RATES

Represents youth identified by the year they were released, who returned to custody with AZDJC or ADC following their release from Secure Care.

LENGTH OF FOLLOW-UP	NEW OFFENSE & TECHNICAL VIOLATIONS	NEW OFFENSES	SEXUAL OFFENSES
2017 Releases (12 Months)	34.6%	23.4%	0.0%
2016 Releases (24 Months)	42.0%	29.5%	1.9%
2015 Releases (36 Months)	49.8%	41.7%	0.0%

RESTORATIVE JUSTICE

Represents services provided to victims and restitution collected from youth. As of July 2021, 24 (16.1%) victims are registered.

CATEGORY	THIS MONTH	FY 21 (YTD)
Victims Registered	0	24
Victim Notifications	18	18
Victim Notification of Release	0	0
Victim Services Provided	54	54
Victim Restitution Collected	\$21.00	\$21.00

ARIZONA DEPARTMENT OF JUVENILE CORRECTIONS

JUST THE FACTS

Our Vision is to be a nationally recognized leader that advances public safety through the rehabilitation of seriously delinquent youth.

JULY 2021

DOUGLAS A. DUCEY
GOVERNOR

JEFF HOOD
DIRECTOR

ARIZONA DEPARTMENT
OF JUVENILE CORRECTIONS
100 North 15th Avenue, Suite 103
Phoenix, Arizona 85007
www.azdjc.gov

This publication provides preliminary data. Please refer to our online reports for the most current statistics. Thank you.

AGENCY CENSUS

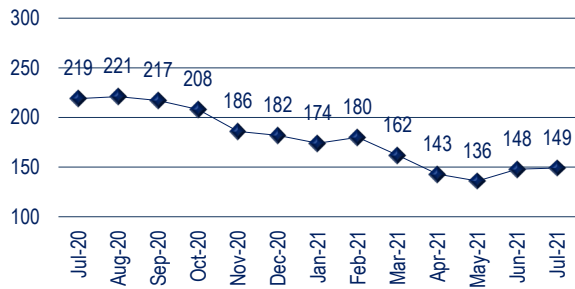
Population as of the last day of the month.

CATEGORY	MALE	FEMALE	TOTAL
Secure Care	131	18	149
Parole* – Community Supervision	49	12	61
Parole – Interstate In	52	12	64
Parole* – Interstate Out	0	0	0
Parole* – Abscond/Warrant Status	8	0	8
Probation – Interstate Out	43	9	52
TOTAL	283	51	334

AZDJC currently supervises 17 Extended Jurisdiction Youth – 10 Males and 1 Female in Secure Care, and 6 Males on Parole. Dually involved youth, (Dept. of Child Safety) represent 31 (14.2%) of our Secure Care and Parole* populations.

SECURE CARE POPULATION TREND

Content represents a thirteen-month population trend as of the last day of the month. Data reflects a 32% decrease since July 2020.



SECURE CARE POPULATION DETAIL

Population admissions and releases during the month.

POPULATION AS OF JUNE 2021				148
ADMISSIONS	MALE	FEMALE	TOTAL	
New Commitment	8	1	9	
Parole Violator	3	2	5	
Re-Commitment	0	0	0	
TOTAL	11	3	14	
RELEASES	MALE	FEMALE	TOTAL	
Released to Parole	4	1	5	
Aged Out (18-19)	6	2	8	
Transfer to Adult	0	0	0	
ICE Discharge	0	0	0	
Recalled by Court	0	0	0	
TOTAL	10	3	13	
POPULATION AS OF JULY 2021				149

AGENCY RISK LEVELS

Population risk to recidivate based upon the Arizona Juvenile Assessment System (AZYAS) Assessment Tool as of the last day of the month.

CATEGORY	SECURE CARE ⁽¹⁾	PAROLE ⁽²⁾
Low Risk	22 14.8%	12 17.4%
Medium Risk	50 33.6%	27 39.1%
High Risk	77 51.7%	30 43.5%
TOTAL	149 100%	69 100%

¹ At the time of this report, all youth Secure Care had been assessed..

² Parole includes Community Supervision, Interstate Out and Abscond.

AGENCY PRIOR REFERRALS

The number of times a youth was involved in the juvenile justice system prior to commitment to AZDJC as of the last day of the month.

CATEGORY	SECURE CARE	PAROLE
1 to 3 Referrals	24	13
4 to 6 Referrals	18	7
7 to 9 Referrals	28	12
10 to 12 Referrals	30	18
13 or More Referrals	49	19
TOTAL	149	69

AGENCY PRIOR ADJUDICATIONS

The number of times a youth was adjudicated delinquent prior to commitment to AZDJC as of the last day of the month.

CATEGORY	SECURE CARE	PAROLE
1 Adjudication	28	9
2 to 3 Adjudications	49	38
4 to 5 Adjudications	52	18
6 to 7 Adjudications	13	4
8 or More Adjudications	7	0
TOTAL	149	69

AGENCY PRIOR COMMITMENT OFFENSES

The most serious offense committed by the youth prior to commitment to AZDJC as of the last day of the month.

CATEGORY	SECURE CARE	PAROLE
Crimes Against Persons	41	22
Drug Offenses	23	10
Non-Delinquent Offenses	0	0
Other Offenses	24	4
Property Offenses	25	20
Public Order Offenses	17	6
Weapon Offenses	19	7
TOTAL	149	69

CLINICAL SERVICES

During the intake assessment, we identify and prescribe treatment to address criminogenic and non-criminogenic factors. Content represents the minimum treatment duration and number of youth prescribe treatment as of the last day of the month. Youth may be enrolled in more than one program.

CATEGORY	DURATION	YOUTH
Dialectical Behavior Therapy	6 Months	147
Seven Challenges	6 Months	91
Aggression Replacement Therapy	10 Weeks	69
Stages of Accomplishment ⁽¹⁾	6 Months	8
Sex Trafficking Awareness & Recovery ⁽²⁾	11 Weeks	2

¹ Stages of Accomplishment – Individual formalized treatment.

² Sex Trafficking Awareness & Recovery – Prescribed for female youth only.

EDUCATION SERVICES

Number of youth enrolled in all school programs as of the last day of the month. Youth may be enrolled in more than one program.

CATEGORY	SECURE CARE
Enrolled in School	140
Out to Court / Detention – Not Enrolled in School	9
Enrolled in Career Technical Education	82
Enrolled in IDEA / Section 504 (Special Education)	45
GED Certificates Awarded (FY 2021)	1
High School Diplomas Awarded (FY 2021)	0

EDUCATION SERVICES WHILE ON PAROLE

Number of youth enrolled in school or work activities while on Parole as of the last day of the month. Youth may be enrolled in more than one program.

CATEGORY	PAROLE
Enrolled in School	6
GED Preparation	2
Post-Secondary School	1
Vocational Training	0
Employment	8

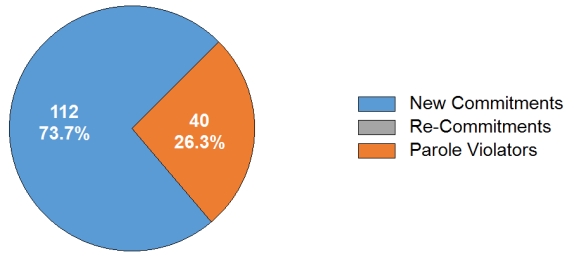
HEALTH SERVICES

Number of health-related services provided to youth throughout the month.

CATEGORY	SECURE CARE
Hospital Admissions	1
Intake Medical / Dental Screenings	10
Medical Provider Visits	59
Dental Provider Visits	36
Nursing Sick Call Visits	445
Nursing Non-sick Calls	1,153
Mental Health (Psychiatric) Provider Visits	34

SECURE CARE COMMITMENT STATUS

Population by commitment status as of the last day of the month.



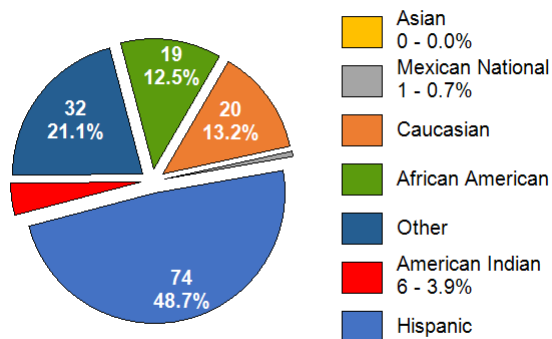
SECURE CARE COMMITTING COUNTY

Population as of the last day of the month.

COUNTY	MALE	FEMALE	TOTAL	PERCENT
Apache	0	0	0	0.0%
Cochise	4	3	7	4.6%
Coconino	0	0	0	0.0%
Gila	0	1	1	0.7%
Graham	8	0	8	5.3%
Greenlee	1	0	1	0.7%
La Paz	0	0	0	0.0%
Maricopa	67	7	74	48.7%
Mohave	7	1	8	5.3%
Navajo	1	0	1	0.7%
Pima	11	1	12	7.9%
Pinal	3	1	4	2.6%
Santa Cruz	1	0	1	0.7%
Yavapai	8	1	9	5.9%
Yuma	23	3	26	17.1%
TOTAL	134	18	152	100%

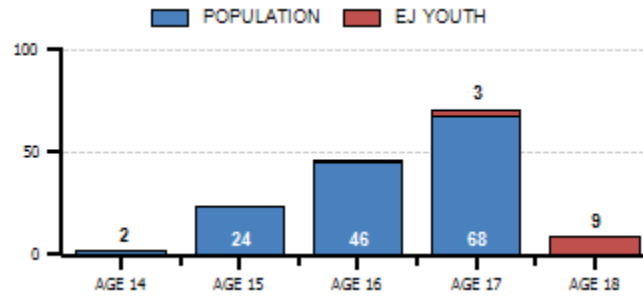
SECURE CARE ETHNIC DISTRIBUTION

Population as of the last day of the month.



SECURE CARE AGE DISTRIBUTION

A.R.S. 8-202 requires juvenile courts to retain jurisdiction over a juvenile who is at least 17 years old and who has been adjudicated delinquent, until the person reaches 19 years old. This requires the court to order continued services until the juvenile reaches 19 years old or services are terminated by the court. Content represents population as of the last day of the month, highlighting our Extended Jurisdiction (EJ) youth.



LENGTH OF STAY

Since July 1, 2021 (FY 2022), AZDJC released 31 youth from its population, who served an average of 5.9 months.

CATEGORY	6 MONTHS OR LESS	6 TO 12 MONTHS	12 MONTHS OR GREATER
Released to Parole	1	12	1
Aged Out (18-19)	11	5	0
Convicted as an Adult	0	0	0
ICE Discharge	0	0	0
Recalled by Court	0	0	0
Other	1	0	0
TOTAL	13	17	1

RECIDIVISM RATES

Represents youth identified by the year they were released, who returned to custody with AZDJC or ADC following their release from Secure Care.

LENGTH OF FOLLOW-UP	NEW OFFENSES & TECHNICAL VIOLATIONS	NEW OFFENSES	SEXUAL OFFENSES
2018 Releases (12 Months)	29.8%	18.6%	0.0%
2017 Releases (24 Months)	46.3%	33.3%	0.0%
2016 Releases (36 Months)	49.6%	39.7%	1.9%

RESTORATIVE JUSTICE

Represents services provided to victims and restitution collected from youth. As of July 2021, 24 victims (11.7%) are registered.

CATEGORY	THIS MONTH	FY 22 (YTD)
Victims Registered	1	24
Victim Notifications	5	12
Victim Notification of Release	3	6
Victim Services Provided	79	141
Victim Restitution Collected	\$74.08	\$95.08

ARIZONA DEPARTMENT OF JUVENILE CORRECTIONS

JUST THE FACTS

Our Vision is to be a nationally recognized leader that advances public safety through the rehabilitation of seriously delinquent youth.

AUGUST 2021

DOUGLAS A. DUCEY
GOVERNOR

JEFF HOOD
DIRECTOR

ARIZONA DEPARTMENT OF
JUVENILE CORRECTIONS
100 North 15th Avenue Suite 103
Phoenix, Arizona 85007
www.azdjcc.gov

This publication provides preliminary data. Please refer to our online reports for the most current statistics. Thank you.

Published November 17, 2021

AGENCY CENSUS

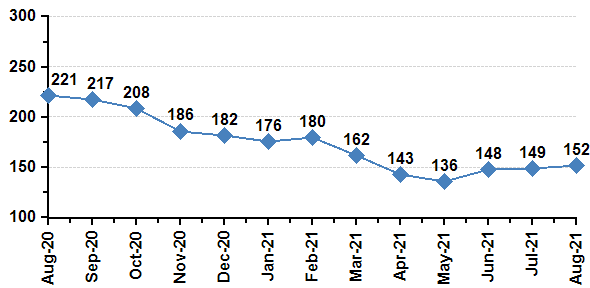
Population as of the last day of the month.

CATEGORY	MALE	FEMALE	TOTAL
Secure Care	134	18	152
Parole – Community Supervision	44	10	54
Parole – Interstate In	55	13	68
Parole – Interstate Out	0	0	0
Parole – Abscond / Warrant	7	0	7
Probation – Interstate Out	0	0	0
TOTAL	240	41	281

AZDJC currently supervises 16 extended jurisdiction youth. There are 11 males, and 1 female in Secure Care as well as 4 males on Parole. Dually involved youth, (Department of Child Safety) represents 30 (9.13%) of our Secure Care and Parole* populations.

SECURE CARE POPULATION TREND

Content represents a thirteen-month population trend as of the last day of the month. Data reflects a 31% decrease since August 2020.



SECURE CARE POPULATION DETAIL

Population admissions and releases during the month.

POPULATION AS OF JULY 31, 2021			
			149
ADMISSIONS	MALE	FEMALE	TOTAL
New Commitment	12	1	13
Parole Violator	3	0	3
Re-Commitment	0	0	0
Pending Suspension/Revocation	5	0	5
TOTAL	20	1	21
RELEASES	MALE	FEMALE	TOTAL
Released to Parole	8	1	9
Aged Out (18-19)	5	0	5
Convicted as an Adult	0	0	0
ICE Discharge	0	0	0
Other	1	0	1
From Pending Sus/Rev	3	0	3
TOTAL	17	1	18
POPULATION AS OF AUGUST 31, 2021			
			152

AGENCY RISK LEVELS

Population risk to recidivate based upon the Arizona Juvenile Assessment System (AZYAS) Assessment Tool as of the last day of the month.

CATEGORY	SECURE CARE*		PAROLE**	
Low Risk	26	17.1%	14	23.3%
Medium Risk	47	30.9%	33	55.0%
High Risk	79	52.0%	13	21.7%
TOTAL	152	100%	60	100%

* At the time this document was published, all youth may not have been assessed.

** Parole includes Community Supervision, Interstate Out and Abscond.

AGENCY PRIOR REFERRALS

The number of times a youth was involved in the juvenile justice system prior to commitment to AZDJC as of the last day of the month.

CATEGORY	SECURE CARE	PAROLE
1 to 3 Referrals	28	11
4 to 6 Referrals	17	7
7 to 9 Referrals	25	12
10 to 12 Referrals	33	15
13 or More Referrals	49	16
TOTAL	152	61

AGENCY PRIOR ADJUDICATIONS

The number of times a youth was involved in the juvenile justice system prior to commitment to AZDJC as of the last day of the month.

CATEGORY	SECURE CARE	PAROLE
1 Adjudication	32	8
2 to 3 Adjudications	50	34
4 to 5 Adjudications	47	16
6 to 7 Adjudications	17	3
8 or More Adjudications	6	0
TOTAL	152	61

AGENCY PRIOR COMMITMENT OFFENSES

The most serious offense committed by the youth prior to commitment to AZDJC as of the last day of the month.

CATEGORY	SECURE CARE	PAROLE
Crimes Against Persons	40	17
Other Offenses	28	5
Property Offenses	27	17
Drug Offenses	22	10
Weapon Offenses	19	6
Public Order Offenses	16	6
Non-Delinquent Offenses	0	0
TOTAL	152	61

CLINICAL SERVICES

During the intake assessment, we identify and prescribe treatment to address criminogenic and non-criminogenic factors. Content represents the minimum treatment duration and number of youth prescribe treatment as of the last day of the month. Youth may be enrolled in more than one program.

CATEGORY	DURATION	YOUTH
Dialectical Behavior Therapy	6 Months	152
Seven Challenges	6 Months	92
Aggression Replacement Therapy	10 Weeks	65
Stages of Accomplishment (1)	6 Months	8
Sex Trafficking Awareness & Recovery (2)	11 Weeks	3

1. Stages of Accomplishment – Individual formalized treatment.
2. Sex Trafficking Awareness & Recovery – Prescribed for female youth only.

EDUCATION SERVICES

Number of youth enrolled in all school programs as of the last day of the month. Youth may be enrolled in more than one program.

CATEGORY	SECURE CARE
Enrolled in School	142
Out to Court / Detention – Not Enrolled in School	10
Enrolled in Career Technical Education	82
Enrolled in IDEA / Section 504 (Special Education)	43
GED Certificates Awarded (FY 22)	6
High School Diplomas Awarded (FY 22)	0

EDUCATION SERVICES WHILE ON PAROLE

Number of youth enrolled in school or work activities while on Parole as of the last day of the month. Youth may be enrolled in more than one program.

CATEGORY	PAROLE
Enrolled in School	18
GED Preparation	2
Post-Secondary School	0
Vocational Training	0
Employment	9

HEALTH SERVICES

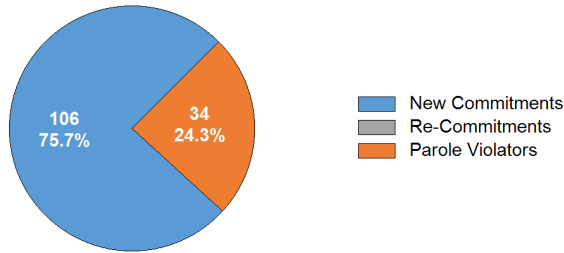
Number of health-related services provided to youth throughout the month.

CATEGORY	SECURE CARE
Hospital Admissions	1
Intake Medical / Dental Screenings	11
Medical Provider Visits	56
Dental Provider Visits	35
Nursing Contacts *	361
Mental Health (Psychiatric) Provider Visits	30

* Contact includes sick calls, blood work, treatment and screenings.

SECURE CARE COMMITMENT STATUS

Population by commitment status as of the last day of the month.



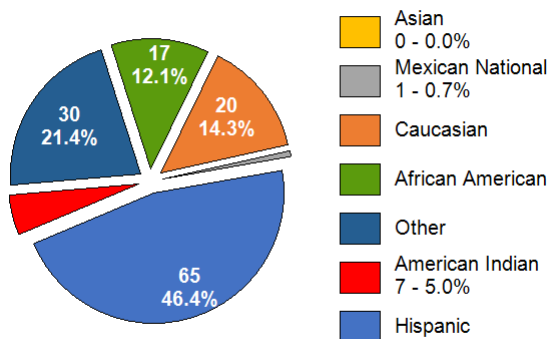
SECURE CARE COMMITTING COUNTY

Population as of the last day of the month.

COUNTY	MALE	FEMALE	TOTAL	PERCENT
Apache	0	0	0	0.0%
Cochise	4	3	7	5.0%
Coconino	0	0	0	0.0%
Gila	0	1	1	0.7%
Graham	6	0	6	4.3%
Greenlee	1	0	1	0.7%
La Paz	0	0	0	0.0%
Maricopa	59	7	66	47.1%
Mohave	7	1	8	5.7%
Navajo	1	0	1	0.7%
Pima	11	1	12	8.6%
Pinal	4	1	5	3.6%
Santa Cruz	1	1	2	1.4%
Yavapai	8	1	9	6.4%
Yuma	20	2	22	15.7%
TOTAL	122	18	140	100%

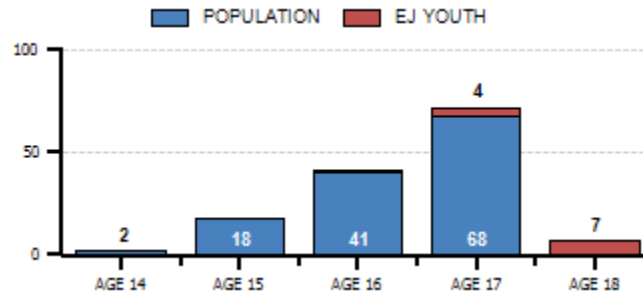
SECURE CARE ETHNIC DISTRIBUTION

Population as of the last day of the month.



SECURE CARE AGE DISTRIBUTION

A.R.S. 8-202 requires juvenile courts to retain jurisdiction over a juvenile who is at least 17 years old and who has been adjudicated delinquent, until the person reaches 19 years old. This requires the court to order continued services until the juvenile reaches 19 years old or services are terminated by the court. Content represents population as of the last day of the month, highlighting our Extended Jurisdiction (EJ) youth.



LENGTH OF STAY

Since July 1, 2021 (FY 22), AZDJC released 55 youth from its population, excluding revocations, who served an average of 6 months.

CATEGORY	6 MONTHS OR LESS	6 TO 12 MONTHS	12 MONTHS OR GREATER
Released to Parole	3	26	1
Aged Out (18-19)	16	8	0
Convicted as an Adult	0	0	0
ICE Discharge	0	0	0
Recalled by Court	0	0	0
Other	1	0	0
TOTAL	20	34	1

RECIDIVISM RATES

Represents youth identified by the year they were released, who returned to custody with AZDJC or ADC following their release from Secure Care.

LENGTH OF FOLLOW-UP	NEW OFFENSES & TECHNICAL VIOLATIONS	NEW OFFENSES	SEXUAL OFFENSES
2018 Releases (12 Months)	29.8%	18.6%	0.0%
2017 Releases (24 Months)	46.3%	33.3%	0.0%
2016 Releases (36 Months)	49.6%	39.7%	1.9%

RESTORATIVE JUSTICE

Represents services provided to victims and restitution collected from youth. As of August 31, 2021, 24 victims (11.3%) are registered.

CATEGORY	THIS MONTH	FY 22 (YTD)
Victims Registered	0	24
Victim Notifications	11	23
Victim Notification of Release	5	11
Victim Services Provided	75	216
Victim Restitution Collected	\$64.80	\$159.88

ARIZONA DEPARTMENT OF JUVENILE CORRECTIONS

JUST THE FACTS

Our Vision is to be a nationally recognized leader that advances public safety through the rehabilitation of seriously delinquent youth.

SEPTEMBER 2021

DOUGLAS A. DUCEY
GOVERNOR

JEFF HOOD
DIRECTOR

ARIZONA DEPARTMENT OF
JUVENILE CORRECTIONS
100 North 15th Avenue Suite 103
Phoenix, Arizona 85007
www.azdjcc.gov

This publication provides preliminary data. Please refer to our online reports for the most current statistics. Thank you.

Published November 17, 2021

AGENCY CENSUS

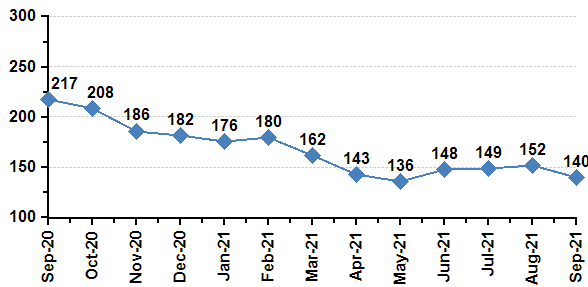
Population as of the last day of the month.

CATEGORY	MALE	FEMALE	TOTAL
Secure Care	122	18	140
Parole – Community Supervision	48	9	57
Parole – Interstate In	59	13	72
Parole – Interstate Out	0	0	0
Parole – Abscond / Warrant	4	0	4
Probation – Interstate Out	36	5	41
TOTAL	269	45	314

AZDJC currently supervises 16 extended jurisdiction youth. There are 9 males, and 2 females in Secure Care as well as 5 males on Parole. Dually involved youth, (Department of Child Safety) represents 47 (23.3%) of our Secure Care and Parole* populations.

SECURE CARE POPULATION TREND

Content represents a thirteen-month population trend as of the last day of the month. Data reflects a 36% decrease since September 2020.



SECURE CARE POPULATION DETAIL

Population admissions and releases during the month.

POPULATION AS OF AUGUST 31, 2021				152
ADMISSIONS	MALE	FEMALE	TOTAL	
New Commitment	2	1	3	
Parole Violator	1	2	3	
Re-Commitment	0	0	0	
Pending Suspension/Revocation	7	0	7	
TOTAL	10	3	13	
RELEASES	MALE	FEMALE	TOTAL	
Released to Parole	13	3	16	
Aged Out (18-19)	8	0	8	
Convicted as an Adult	0	0	0	
ICE Discharge	0	0	0	
Other	0	0	0	
From Pending Sus/Rev	1	0	1	
TOTAL	22	3	25	
POPULATION AS OF SEPTEMBER 30, 2021				140

AGENCY RISK LEVELS

Population risk to recidivate based upon the Arizona Juvenile Assessment System (AZYAS) Assessment Tool as of the last day of the month.

CATEGORY	SECURE CARE*	PAROLE**
Low Risk	22 15.7%	12 20.0%
Medium Risk	44 31.4%	36 60.0%
High Risk	74 52.9%	12 20.0%
TOTAL	140 100%	60 100%

* At the time this document was published, all youth may not have been assessed.

** Parole includes Community Supervision, Interstate Out and Abscond.

AGENCY PRIOR REFERRALS

The number of times a youth was involved in the juvenile justice system prior to commitment to AZDJC as of the last day of the month.

CATEGORY	SECURE CARE	PAROLE
1 to 3 Referrals	25	12
4 to 6 Referrals	14	6
7 to 9 Referrals	24	14
10 to 12 Referrals	30	13
13 or More Referrals	47	16
TOTAL	140	61

AGENCY PRIOR ADJUDICATIONS

The number of times a youth was involved in the juvenile justice system prior to commitment to AZDJC as of the last day of the month.

CATEGORY	SECURE CARE	PAROLE
1 Adjudication	27	9
2 to 3 Adjudications	51	30
4 to 5 Adjudications	42	19
6 to 7 Adjudications	13	3
8 or More Adjudications	7	0
TOTAL	140	61

AGENCY PRIOR COMMITMENT OFFENSES

The most serious offense committed by the youth prior to commitment to AZDJC as of the last day of the month.

CATEGORY	SECURE CARE	PAROLE
Crimes Against Persons	38	14
Other Offenses	29	5
Property Offenses	26	15
Drug Offenses	17	12
Weapon Offenses	17	7
Public Order Offenses	13	8
Non-Delinquent Offenses	0	0
TOTAL	140	61

CLINICAL SERVICES

During the intake assessment, we identify and prescribe treatment to address criminogenic and non-criminogenic factors. Content represents the minimum treatment duration and number of youth prescribe treatment as of the last day of the month. Youth may be enrolled in more than one program.

CATEGORY	DURATION	YOUTH
Dialectical Behavior Therapy	6 Months	140
Seven Challenges	6 Months	86
Aggression Replacement Therapy	10 Weeks	54
Stages of Accomplishment (1)	6 Months	8
Sex Trafficking Awareness & Recovery (2)	11 Weeks	3

1. Stages of Accomplishment – Individual formalized treatment.
2. Sex Trafficking Awareness & Recovery – Prescribed for female youth only.

EDUCATION SERVICES

Number of youth enrolled in all school programs as of the last day of the month. Youth may be enrolled in more than one program.

CATEGORY	SECURE CARE
Enrolled in School	125
Out to Court / Detention – Not Enrolled in School	15
Enrolled in Career Technical Education	59
Enrolled in IDEA / Section 504 (Special Education)	37
GED Certificates Awarded (FY 22)	8
High School Diplomas Awarded (FY 22)	0

EDUCATION SERVICES WHILE ON PAROLE

Number of youth enrolled in school or work activities while on Parole as of the last day of the month. Youth may be enrolled in more than one program.

CATEGORY	PAROLE
Enrolled in School	15
GED Preparation	2
Post-Secondary School	0
Vocational Training	0
Employment	8

HEALTH SERVICES

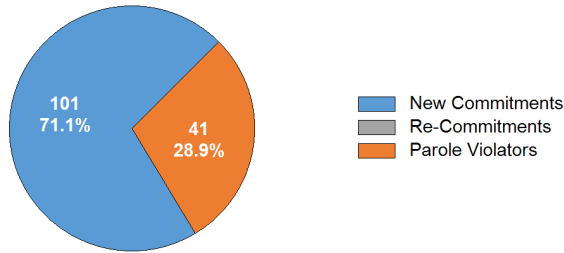
Number of health-related services provided to youth throughout the month.

CATEGORY	SECURE CARE
Hospital Admissions	3
Intake Medical / Dental Screenings	1
Medical Provider Visits	48
Dental Provider Visits	13
Nursing Contacts *	540
Mental Health (Psychiatric) Provider Visits	40

* Contact includes sick calls, blood work, treatment and screenings.

SECURE CARE COMMITMENT STATUS

Population by commitment status as of the last day of the month.



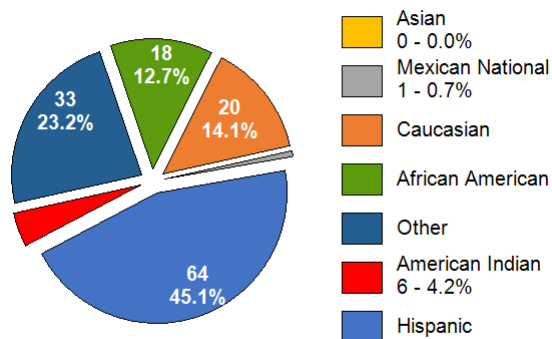
SECURE CARE COMMITTING COUNTY

Population as of the last day of the month.

COUNTY	MALE	FEMALE	TOTAL	PERCENT
Apache	0	0	0	0.0%
Cochise	5	3	8	5.6%
Coconino	0	0	0	0.0%
Gila	0	1	1	0.7%
Graham	6	0	6	4.2%
Greenlee	1	0	1	0.7%
La Paz	0	0	0	0.0%
Maricopa	62	7	69	48.6%
Mohave	8	1	9	6.3%
Navajo	1	0	1	0.7%
Pima	11	0	11	7.7%
Pinal	5	0	5	3.5%
Santa Cruz	1	1	2	1.4%
Yavapai	7	1	8	5.6%
Yuma	19	2	21	14.8%
TOTAL	126	16	142	100%

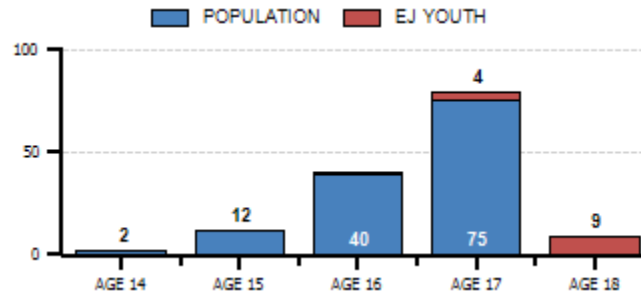
SECURE CARE ETHNIC DISTRIBUTION

Population as of the last day of the month.



SECURE CARE AGE DISTRIBUTION

A.R.S. 8-202 requires juvenile courts to retain jurisdiction over a juvenile who is at least 17 years old and who has been adjudicated delinquent, until the person reaches 19 years old. This requires the court to order continued services until the juvenile reaches 19 years old or services are terminated by the court. Content represents population as of the last day of the month, highlighting our Extended Jurisdiction (EJ) youth.



LENGTH OF STAY

Since July 1, 2021 (FY 22), AZDJC released 65 youth from its population, excluding revocations, who served an average of 6 months.

CATEGORY	6 MONTHS OR LESS	6 TO 12 MONTHS	12 MONTHS OR GREATER
Released to Parole	4	31	2
Aged Out (18-19)	18	8	1
Convicted as an Adult	0	0	0
ICE Discharge	0	0	0
Recalled by Court	0	0	0
Other	1	0	0
TOTAL	23	39	3

RECIDIVISM RATES

Represents youth identified by the year they were released, who returned to custody with AZDJC or ADC following their release from Secure Care.

LENGTH OF FOLLOW-UP	NEW OFFENSES & TECHNICAL VIOLATIONS	NEW OFFENSES	SEXUAL OFFENSES
2018 Releases (12 Months)	29.8%	18.6%	0.0%
2017 Releases (24 Months)	46.3%	33.3%	0.0%
2016 Releases (36 Months)	49.6%	39.7%	1.9%

RESTORATIVE JUSTICE

Represents services provided to victims and restitution collected from youth. As of October 31st, 2021, 26 victims (10.5%) are registered.

CATEGORY	THIS MONTH	FY 22 (YTD)
Victims Registered	2	26
Victim Notifications	17	40
Victim Notification of Release	5	16
Victim Services Provided	43	259
Victim Restitution Collected	\$29.70	\$189.58

ARIZONA DEPARTMENT OF JUVENILE CORRECTIONS

JUST THE FACTS

Our Vision is to be a nationally recognized leader that advances public safety through the rehabilitation of seriously delinquent youth.

OCTOBER 2021

DOUGLAS A. DUCEY
GOVERNOR

JEFF HOOD
DIRECTOR

ARIZONA DEPARTMENT OF
JUVENILE CORRECTIONS
100 North 15th Avenue Suite 103
Phoenix, Arizona 85007
www.azdjc.gov

This publication provides preliminary data. Please refer to our online reports for the most current statistics. Thank you.

Published November 17, 2021

AGENCY CENSUS

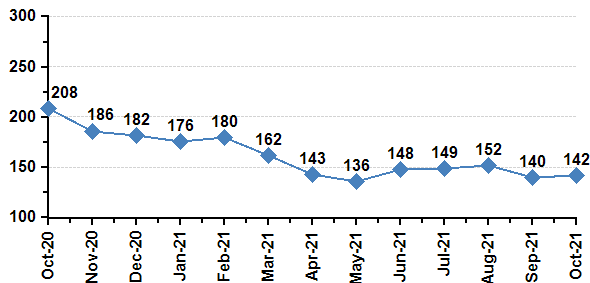
Population as of the last day of the month.

CATEGORY	MALE	FEMALE	TOTAL
Secure Care	126	16	142
Parole – Community Supervision	44	10	54
Parole – Interstate In	61	12	73
Parole – Interstate Out	0	0	0
Parole – Abscond / Warrant	4	0	4
Probation – Interstate Out	36	6	42
TOTAL	271	44	315

AZDJC currently supervises 17 extended jurisdiction youth. There are 11 males, and 2 females in Secure Care as well as 4 males on Parole. Dually involved youth, (Department of Child Safety) represents 33 (16.5%) of our Secure Care and Parole* populations.

SECURE CARE POPULATION TREND

Content represents a thirteen-month population trend as of the last day of the month. Data reflects a 46.48% decrease since October 2020.



SECURE CARE POPULATION DETAIL

Population admissions and releases during the month.

POPULATION AS OF SEPTEMBER 30, 2021				140
ADMISSIONS	MALE	FEMALE	TOTAL	
New Commitment	7	0	7	
Parole Violator	4	0	4	
Re-Commitment	0	0	0	
Pending Suspension/Revocation	1	0	1	
TOTAL	12	0	12	
RELEASES	MALE	FEMALE	TOTAL	
Released to Parole	5	2	7	
Aged Out (18-19)	3	0	3	
Convicted as an Adult	0	0	0	
ICE Discharge	0	0	0	
Other	0	0	0	
From Pending Sus/Rev	0	0	0	
TOTAL	8	2	10	
POPULATION AS OF OCTOBER 31, 2021				142

AGENCY RISK LEVELS

Population risk to recidivate based upon the Arizona Juvenile Assessment System (AZYAS) Assessment Tool as of the last day of the month.

CATEGORY	SECURE CARE*	PAROLE**
Low Risk	22 15.5%	12 20.7%
Medium Risk	44 31.0%	35 60.3%
High Risk	76 53.5%	11 19.0%
TOTAL	142 100%	58 100%

* At the time this document was published, all youth may not have been assessed.

** Parole includes Community Supervision, Interstate Out and Abscond.

AGENCY PRIOR REFERRALS

The number of times a youth was involved in the juvenile justice system prior to commitment to AZDJC as of the last day of the month.

CATEGORY	SECURE CARE	PAROLE
1 to 3 Referrals	27	12
4 to 6 Referrals	13	6
7 to 9 Referrals	21	15
10 to 12 Referrals	32	11
13 or More Referrals	49	14
TOTAL	142	58

AGENCY PRIOR ADJUDICATIONS

The number of times a youth was involved in the juvenile justice system prior to commitment to AZDJC as of the last day of the month.

CATEGORY	SECURE CARE	PAROLE
1 Adjudication	28	11
2 to 3 Adjudications	49	27
4 to 5 Adjudications	43	16
6 to 7 Adjudications	15	4
8 or More Adjudications	7	0
TOTAL	142	58

AGENCY PRIOR COMMITMENT OFFENSES

The most serious offense committed by the youth prior to commitment to AZDJC as of the last day of the month.

CATEGORY	SECURE CARE	PAROLE
Crimes Against Persons	39	15
Other Offenses	32	5
Property Offenses	23	16
Weapon Offenses	18	6
Drug Offenses	17	9
Public Order Offenses	13	7
Non-Delinquent Offenses	0	0
TOTAL	142	58

CLINICAL SERVICES

During the intake assessment, we identify and prescribe treatment to address criminogenic and non-criminogenic factors. Content represents the minimum treatment duration and number of youth prescribe treatment as of the last day of the month. Youth may be enrolled in more than one program.

CATEGORY	DURATION	YOUTH
Dialectical Behavior Therapy	6 Months	142
Seven Challenges	6 Months	83
Aggression Replacement Therapy	10 Weeks	49
Stages of Accomplishment (1)	6 Months	9
Sex Trafficking Awareness & Recovery (2)	11 Weeks	3

1. Stages of Accomplishment – Individual formalized treatment.
2. Sex Trafficking Awareness & Recovery – Prescribed for female youth only.

EDUCATION SERVICES

Number of youth enrolled in all school programs as of the last day of the month. Youth may be enrolled in more than one program.

CATEGORY	SECURE CARE
Enrolled in School	129
Out to Court / Detention – Not Enrolled in School	13
Enrolled in Career Technical Education	78
Enrolled in IDEA / Section 504 (Special Education)	37
GED Certificates Awarded (FY 22)	10
High School Diplomas Awarded (FY 22)	0

EDUCATION SERVICES WHILE ON PAROLE

Number of youth enrolled in school or work activities while on Parole as of the last day of the month. Youth may be enrolled in more than one program.

CATEGORY	PAROLE
Enrolled in School	13
GED Preparation	2
Post-Secondary School	1
Vocational Training	1
Employment	9

HEALTH SERVICES

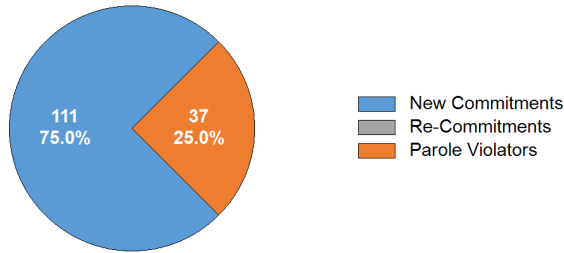
Number of health-related services provided to youth throughout the month.

CATEGORY	SECURE CARE
Hospital Admissions	0
Intake Medical / Dental Screenings	7
Medical Provider Visits	63
Dental Provider Visits	19
Nursing Contacts *	525
Mental Health (Psychiatric) Provider Visits	48

* Contact includes sick calls, blood work, treatment and screenings.

SECURE CARE COMMITMENT STATUS

Population by commitment status as of the last day of the month.



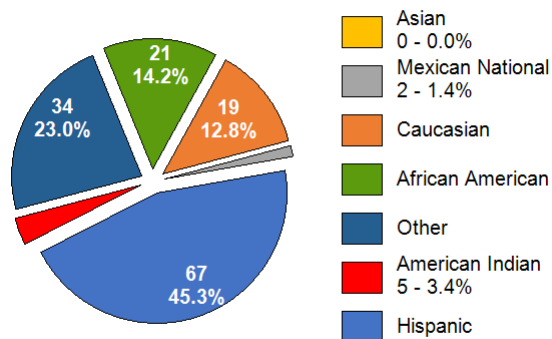
SECURE CARE COMMITTING COUNTY

Population as of the last day of the month.

COUNTY	MALE	FEMALE	TOTAL	PERCENT
Apache	0	0	0	0.0%
Cochise	6	3	9	6.1%
Coconino	0	0	0	0.0%
Gila	0	1	1	0.7%
Graham	7	0	7	4.7%
Greenlee	1	0	1	0.7%
La Paz	0	0	0	0.0%
Maricopa	62	8	70	47.3%
Mohave	10	1	11	7.4%
Navajo	1	0	1	0.7%
Pima	13	0	13	8.8%
Pinal	5	0	5	3.4%
Santa Cruz	1	1	2	1.4%
Yavapai	5	1	6	4.1%
Yuma	20	2	22	14.9%
TOTAL	131	17	148	100%

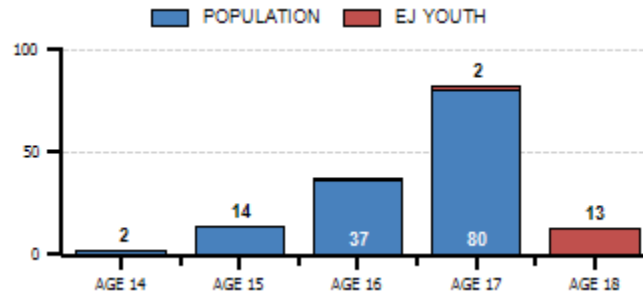
SECURE CARE ETHNIC DISTRIBUTION

Population as of the last day of the month.



SECURE CARE AGE DISTRIBUTION

A.R.S. 8-202 requires juvenile courts to retain jurisdiction over a juvenile who is at least 17 years old and who has been adjudicated delinquent, until the person reaches 19 years old. This requires the court to order continued services until the juvenile reaches 19 years old or services are terminated by the court. Content represents population as of the last day of the month, highlighting our Extended Jurisdiction (EJ) youth.



LENGTH OF STAY

Since July 1, 2021 (FY 22), AZDJC released 75 youth from its population, excluding revocations, who served an average of 6 months.

CATEGORY	6 MONTHS OR LESS	6 TO 12 MONTHS	12 MONTHS OR GREATER
Released to Parole	4	34	2
Aged Out (18-19)	18	13	2
Convicted as an Adult	0	1	0
ICE Discharge	0	0	0
Recalled by Court	0	0	0
Other	1	0	0
TOTAL	23	48	4

RECIDIVISM RATES

Represents youth identified by the year they were released, who returned to custody with AZDJC or ADC following their release from Secure Care.

LENGTH OF FOLLOW-UP	NEW OFFENSES & TECHNICAL VIOLATIONS	NEW OFFENSES	SEXUAL OFFENSES
2018 Releases (12 Months)	29.8%	18.6%	0.0%
2017 Releases (24 Months)	46.3%	33.3%	0.0%
2016 Releases (36 Months)	49.6%	39.7%	1.9%

RESTORATIVE JUSTICE

Represents services provided to victims and restitution collected from youth. As of November 30th, 2021, 27 victims (18.24%) are registered.

CATEGORY	THIS MONTH	FY 22 (YTD)
Victims Registered	1	27
Victim Notifications	18	58
Victim Notification of Release	13	29
Victim Services Provided	48	307
Victim Restitution Collected	\$38.04	\$227.62

ARIZONA DEPARTMENT OF JUVENILE CORRECTIONS

JUST THE FACTS

Our Vision is to be a nationally recognized leader that advances public safety through the rehabilitation of seriously delinquent youth.

NOVEMBER 2021

DOUGLAS A. DUCEY
GOVERNOR

JEFF HOOD
DIRECTOR

ARIZONA DEPARTMENT OF
JUVENILE CORRECTIONS
100 North 15th Avenue Suite 103
Phoenix, Arizona 85007
www.azdjcc.gov

This publication provides preliminary data. Please refer to our online reports for the most current statistics. Thank you.

Published December 13, 2021

AGENCY CENSUS

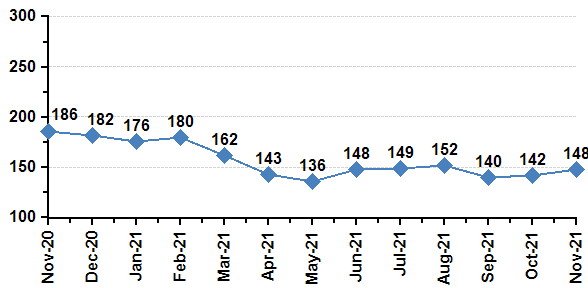
Population as of the last day of the month.

CATEGORY	MALE	FEMALE	TOTAL
Secure Care	131	17	148
Parole – Community Supervision	37	8	45
Parole – Interstate In	59	11	70
Parole – Interstate Out	0	0	0
Parole – Abscond / Warrant	5	0	5
Probation – Interstate Out	33	6	39
TOTAL	265	42	307

AZDJC currently supervises 17 extended jurisdiction youth. There are 13 males, and 2 females in Secure Care as well as 2 males on Parole. Dually involved youth, (Department of Child Safety) represents 37 (18.7%) of our Secure Care and Parole* populations.

SECURE CARE POPULATION TREND

Content represents a thirteen-month population trend as of the last day of the month. Data reflects a 20.43% decrease since November 2020.



SECURE CARE POPULATION DETAIL

Population admissions and releases during the month.

POPULATION AS OF OCTOBER 31, 2021				142
ADMISSIONS	MALE	FEMALE	TOTAL	
New Commitment	10	1	11	
Parole Violator	1	0	1	
Re-Commitment	0	0	0	
Pending Suspension/Revocation	4	0	4	
TOTAL	15	1	16	
RELEASES	MALE	FEMALE	TOTAL	
Released to Parole	3	0	3	
Aged Out (18-19)	6	0	6	
Convicted as an Adult	1	0	1	
ICE Discharge	0	0	0	
Other	0	0	0	
From Pending Sus/Rev	0	0	0	
TOTAL	10	0	10	
POPULATION AS OF NOVEMBER 30, 2021				148

AGENCY RISK LEVELS

Population risk to recidivate based upon the Arizona Juvenile Assessment System (AZYAS) Assessment Tool as of the last day of the month.

CATEGORY	SECURE CARE*	PAROLE**
Low Risk	21 14.2%	11 22.0%
Medium Risk	46 31.1%	27 54.0%
High Risk	81 54.7%	12 24.0%
TOTAL	148 100%	50 100%

* At the time this document was published, all youth may not have been assessed.

** Parole includes Community Supervision, Interstate Out and Abscond.

AGENCY PRIOR REFERRALS

The number of times a youth was involved in the juvenile justice system prior to commitment to AZDJC as of the last day of the month.

CATEGORY	SECURE CARE	PAROLE
1 to 3 Referrals	26	10
4 to 6 Referrals	14	5
7 to 9 Referrals	24	12
10 to 12 Referrals	37	10
13 or More Referrals	47	13
TOTAL	148	50

AGENCY PRIOR ADJUDICATIONS

The number of times a youth was involved in the juvenile justice system prior to commitment to AZDJC as of the last day of the month.

CATEGORY	SECURE CARE	PAROLE
1 Adjudication	29	11
2 to 3 Adjudications	58	21
4 to 5 Adjudications	36	14
6 to 7 Adjudications	18	4
8 or More Adjudications	7	0
TOTAL	148	50

AGENCY PRIOR COMMITMENT OFFENSES

The most serious offense committed by the youth prior to commitment to AZDJC as of the last day of the month.

CATEGORY	SECURE CARE	PAROLE
Crimes Against Persons	40	13
Other Offenses	31	5
Property Offenses	27	12
Weapon Offenses	19	5
Drug Offenses	18	9
Public Order Offenses	13	6
Non-Delinquent Offenses	0	0
TOTAL	148	50

CLINICAL SERVICES

During the intake assessment, we identify and prescribe treatment to address criminogenic and non-criminogenic factors. Content represents the minimum treatment duration and number of youth prescribe treatment as of the last day of the month. Youth may be enrolled in more than one program.

CATEGORY	DURATION	YOUTH
Dialectical Behavior Therapy	6 Months	148
Seven Challenges	6 Months	82
Aggression Replacement Therapy	10 Weeks	49
Stages of Accomplishment (1)	6 Months	9
Sex Trafficking Awareness & Recovery (2)	11 Weeks	3

1. Stages of Accomplishment – Individual formalized treatment.
2. Sex Trafficking Awareness & Recovery – Prescribed for female youth only.

EDUCATION SERVICES

Number of youth enrolled in all school programs as of the last day of the month. Youth may be enrolled in more than one program.

CATEGORY	SECURE CARE
Enrolled in School	132
Out to Court / Detention – Not Enrolled in School	16
Enrolled in Career Technical Education	71
Enrolled in IDEA / Section 504 (Special Education)	35
GED Certificates Awarded (FY 22)	11
High School Diplomas Awarded (FY 22)	0

EDUCATION SERVICES WHILE ON PAROLE

Number of youth enrolled in school or work activities while on Parole as of the last day of the month. Youth may be enrolled in more than one program.

CATEGORY	PAROLE
Enrolled in School	14
GED Preparation	2
Post-Secondary School	1
Vocational Training	3
Employment	8

HEALTH SERVICES

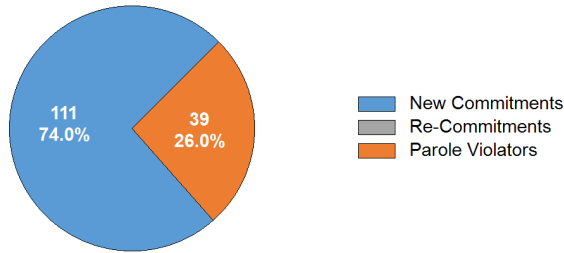
Number of health-related services provided to youth throughout the month.

CATEGORY	SECURE CARE
Hospital Admissions	1
Intake Medical / Dental Screenings	14
Medical Provider Visits	59
Dental Provider Visits	18
Nursing Contacts *	1272
Mental Health (Psychiatric) Provider Visits	53

* Contact includes sick calls, blood work, treatment and screenings.

SECURE CARE COMMITMENT STATUS

Population by commitment status as of the last day of the month.



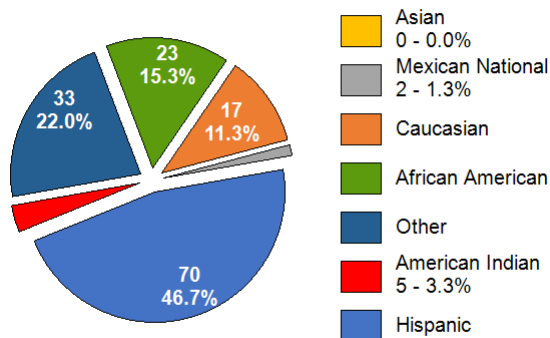
SECURE CARE COMMITTING COUNTY

Population as of the last day of the month.

COUNTY	MALE	FEMALE	TOTAL	PERCENT
Apache	0	0	0	0.0%
Cochise	4	3	7	4.7%
Coconino	0	0	0	0.0%
Gila	1	1	2	1.3%
Graham	7	0	7	4.7%
Greenlee	1	0	1	0.7%
La Paz	0	0	0	0.0%
Maricopa	68	7	75	50.0%
Mohave	9	0	9	6.0%
Navajo	1	0	1	0.7%
Pima	13	0	13	8.7%
Pinal	5	0	5	3.3%
Santa Cruz	1	1	2	1.3%
Yavapai	6	1	7	4.7%
Yuma	19	2	21	14.0%
TOTAL	135	15	150	100%

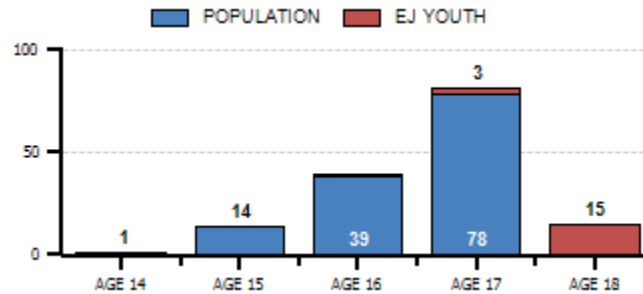
SECURE CARE ETHNIC DISTRIBUTION

Population as of the last day of the month.



SECURE CARE AGE DISTRIBUTION

A.R.S. 8-202 requires juvenile courts to retain jurisdiction over a juvenile who is at least 17 years old and who has been adjudicated delinquent, until the person reaches 19 years old. This requires the court to order continued services until the juvenile reaches 19 years old or services are terminated by the court. Content represents population as of the last day of the month, highlighting our Extended Jurisdiction (EJ) youth.



LENGTH OF STAY

Since July 1, 2021 (FY 22), AZDJC released 88 youth from its population, excluding revocations, who served an average of 6 months.

CATEGORY	6 MONTHS OR LESS	6 TO 12 MONTHS	12 MONTHS OR GREATER
Released to Parole	6	41	3
Aged Out (18-19)	19	15	2
Convicted as an Adult	0	1	0
ICE Discharge	0	0	0
Recalled by Court	0	0	0
Other	1	0	0
TOTAL	26	57	5

RECIDIVISM RATES

Represents youth identified by the year they were released, who returned to custody with AZDJC or ADC following their release from Secure Care.

LENGTH OF FOLLOW-UP	NEW OFFENSES & TECHNICAL VIOLATIONS	NEW OFFENSES	SEXUAL OFFENSES
2018 Releases (12 Months)	29.8%	18.6%	0.0%
2017 Releases (24 Months)	46.3%	33.3%	0.0%
2016 Releases (36 Months)	49.6%	39.7%	1.9%

RESTORATIVE JUSTICE

Represents services provided to victims and restitution collected from youth. As of December 31st, 2021, 28 victims (18.66%) are registered.

CATEGORY	THIS MONTH	FY 22 (YTD)
Victims Registered	1	28
Victim Notifications	7	65
Victim Notification of Release	6	35
Victim Services Provided	34	341
Victim Restitution Collected	\$0.00	\$227.62

ARIZONA DEPARTMENT OF JUVENILE CORRECTIONS

JUST THE FACTS

Our Vision is to be a nationally recognized leader that advances public safety through the rehabilitation of seriously delinquent youth.

DECEMBER 2021

DOUGLAS A. DUCEY
GOVERNOR

DOUG SARGENT
DIRECTOR

ARIZONA DEPARTMENT OF
JUVENILE CORRECTIONS
100 North 15th Avenue Suite 103
Phoenix, Arizona 85007
www.azdjcc.gov

This publication provides preliminary data. Please refer to our online reports for the most current statistics. Thank you.

Published January 26, 2022

AGENCY CENSUS

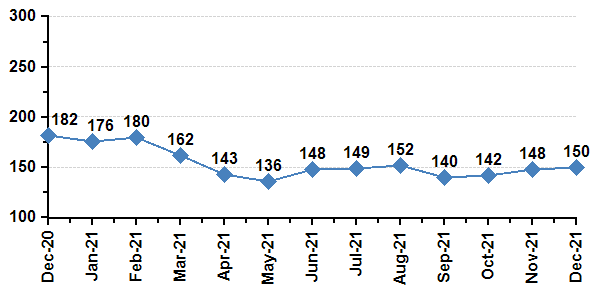
Population as of the last day of the month.

CATEGORY	MALE	FEMALE	TOTAL
Secure Care	135	15	150
Parole – Community Supervision	34	9	43
Parole – Interstate In	63	9	72
Parole – Interstate Out	0	0	0
Parole – Abscond / Warrant	5	0	5
Probation – Interstate Out	30	7	37
TOTAL	267	40	307

AZDJC currently supervises 20 extended jurisdiction youth. There are 16 males, and 2 females in Secure Care as well as 2 males on Parole. Dually involved youth, (Department of Child Safety) represents 33 (16.6%) of our Secure Care and Parole* populations.

SECURE CARE POPULATION TREND

Content represents a thirteen-month population trend as of the last day of the month. Data reflects a 1.2% decrease since December 2020.



SECURE CARE POPULATION DETAIL

Population admissions and releases during the month.

POPULATION AS OF NOVEMBER 30, 2021				148
ADMISSIONS	MALE	FEMALE	TOTAL	
New Commitment	12	0	12	
Parole Violator	3	0	3	
Re-Commitment	0	0	0	
Pending Suspension/Revocation	0	0	0	
TOTAL	15	0	15	
RELEASES	MALE	FEMALE	TOTAL	
Released to Parole	8	2	10	
Aged Out (18-19)	3	0	3	
Convicted as an Adult	0	0	0	
ICE Discharge	0	0	0	
Other	0	0	0	
From Pending Sus/Rev	0	0	0	
TOTAL	11	2	13	
POPULATION AS OF DECEMBER 31, 2021				150

AGENCY RISK LEVELS

Population risk to recidivate based upon the Arizona Juvenile Assessment System (AZYAS) Assessment Tool as of the last day of the month.

CATEGORY	SECURE CARE*		PAROLE**	
Low Risk	23	15.3%	9	19.1%
Medium Risk	45	30.0%	28	59.6%
High Risk	82	54.7%	10	21.3%
TOTAL	150	100%	47	100%

* At the time this document was published, all youth may not have been assessed.

** Parole includes Community Supervision, Interstate Out and Abscond.

AGENCY PRIOR REFERRALS

The number of times a youth was involved in the juvenile justice system prior to commitment to AZDJC as of the last day of the month.

CATEGORY	SECURE CARE	PAROLE
1 to 3 Referrals	25	7
4 to 6 Referrals	18	5
7 to 9 Referrals	24	13
10 to 12 Referrals	35	9
13 or More Referrals	48	14
TOTAL	150	48

AGENCY PRIOR ADJUDICATIONS

The number of times a youth was involved in the juvenile justice system prior to commitment to AZDJC as of the last day of the month.

CATEGORY	SECURE CARE	PAROLE
1 Adjudication	33	8
2 to 3 Adjudications	59	21
4 to 5 Adjudications	33	14
6 to 7 Adjudications	18	5
8 or More Adjudications	7	0
TOTAL	150	48

AGENCY PRIOR COMMITMENT OFFENSES

The most serious offense committed by the youth prior to commitment to AZDJC as of the last day of the month.

CATEGORY	SECURE CARE	PAROLE
Crimes Against Persons	45	13
Other Offenses	30	5
Property Offenses	26	11
Drug Offenses	19	6
Weapon Offenses	16	7
Public Order Offenses	14	6
Non-Delinquent Offenses	0	0
TOTAL	150	48

CLINICAL SERVICES

During the intake assessment, we identify and prescribe treatment to address criminogenic and non-criminogenic factors. Content represents the minimum treatment duration and number of youth prescribe treatment as of the last day of the month. Youth may be enrolled in more than one program.

CATEGORY	DURATION	YOUTH
Dialectical Behavior Therapy	6 Month	150
Seven Challenges	6 Month	82
Aggression Replacement Therapy	10 Weeks	46
Stages of Accomplishment (1)	6 Months	10
Sex Trafficking Awareness & Recovery (2)	11 Weeks	3

1. Stages of Accomplishment – Individual formalized treatment.
2. Sex Trafficking Awareness & Recovery – Prescribed for female youth only.

EDUCATION SERVICES

Number of youth enrolled in all school programs as of the last day of the month. Youth may be enrolled in more than one program.

CATEGORY	SECURE CARE
Enrolled in School	138
Out to Court / Detention – Not Enrolled in School	12
Enrolled in Career Technical Education	65
Enrolled in IDEA / Section 504 (Special Education)	37
GED Certificates Awarded (FY 22)	11
High School Diplomas Awarded (FY 22)	0

EDUCATION SERVICES WHILE ON PAROLE

Number of youth enrolled in school or work activities while on Parole as of the last day of the month. Youth may be enrolled in more than one program.

CATEGORY	PAROLE
Enrolled in School	20
GED Preparation	3
Post-Secondary School	1
Vocational Training	3
Employment	10

HEALTH SERVICES

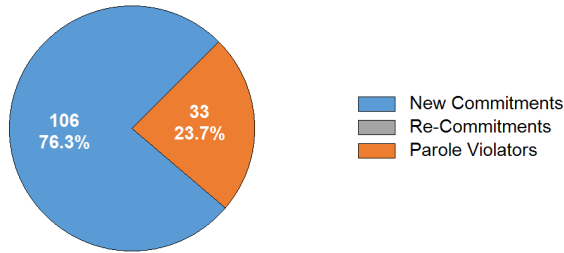
Number of health-related services provided to youth throughout the month.

CATEGORY	SECURE CARE
Hospital Admissions	2
Intake Medical / Dental Screenings	3
Medical Provider Visits	28
Dental Provider Visits	12
Nursing Contacts *	1434
Mental Health (Psychiatric) Provider Visits	34

* Contact includes sick calls, blood work, treatment and screenings.

SECURE CARE COMMITMENT STATUS

Population by commitment status as of the last day of the month.



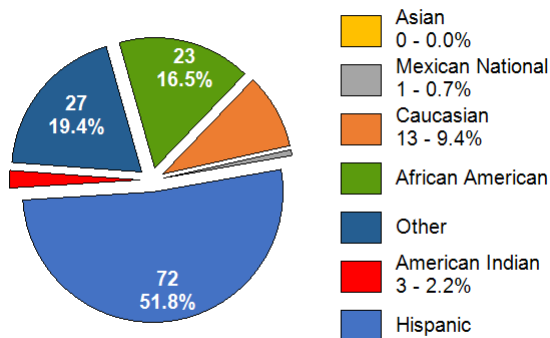
SECURE CARE COMMITTING COUNTY

Population as of the last day of the month.

COUNTY	MALE	FEMALE	TOTAL	PERCENT
Apache	0	0	0	0.0%
Cochise	4	3	7	5.0%
Coconino	0	0	0	0.0%
Gila	2	0	2	1.4%
Graham	7	0	7	5.0%
Greenlee	0	0	0	0.0%
La Paz	0	0	0	0.0%
Maricopa	65	8	73	52.5%
Mohave	9	0	9	6.5%
Navajo	0	0	0	0.0%
Pima	12	0	12	8.6%
Pinal	4	0	4	2.9%
Santa Cruz	0	1	1	0.7%
Yavapai	6	0	6	4.3%
Yuma	16	2	18	12.9%
TOTAL	125	14	139	100%

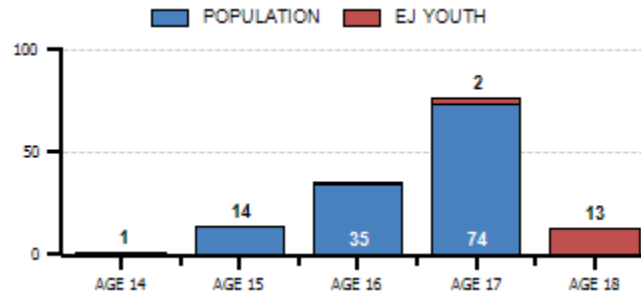
SECURE CARE ETHNIC DISTRIBUTION

Population as of the last day of the month.



SECURE CARE AGE DISTRIBUTION

A.R.S. 8-202 requires juvenile courts to retain jurisdiction over a juvenile who is at least 17 years old and who has been adjudicated delinquent, until the person reaches 19 years old. This requires the court to order continued services until the juvenile reaches 19 years old or services are terminated by the court. Content represents population as of the last day of the month, highlighting our Extended Jurisdiction (EJ) youth.



LENGTH OF STAY

Since July 1, 2021 (FY 22), AZDJC released 113 youth from its population, excluding revocations, who served an average of 6 months.

CATEGORY	6 MONTHS OR LESS	6 TO 12 MONTHS	12 MONTHS OR GREATER
Released to Parole	9	51	6
Aged Out (18-19)	22	19	3
Convicted as an Adult	1	1	0
ICE Discharge	0	0	0
Recalled by Court	0	0	0
Other	1	0	0
TOTAL	33	71	9

RECIDIVISM RATES

Represents youth identified by the year they were released, who returned to custody with AZDJC or ADC following their release from Secure Care.

LENGTH OF FOLLOW-UP	NEW OFFENSES & TECHNICAL VIOLATIONS	NEW OFFENSES	SEXUAL OFFENSES
2018 Releases (12 Months)	29.8%	18.6%	0.0%
2017 Releases (24 Months)	46.3%	33.3%	0.0%
2016 Releases (36 Months)	49.6%	39.7%	1.9%

RESTORATIVE JUSTICE

Represents services provided to victims and restitution collected from youth. As of January 31st, 2022, 29 victims (20.86%) are registered.

CATEGORY	THIS MONTH	FY 22 (YTD)
Victims Registered	1	29
Victim Notifications	7	72
Victim Notification of Release	2	37
Victim Services Provided	58	399
Victim Restitution Collected	\$0.00	\$227.62

ARIZONA DEPARTMENT OF JUVENILE CORRECTIONS

JUST THE FACTS

Our Vision is to be a nationally recognized leader that advances public safety through the rehabilitation of seriously delinquent youth.

JANUARY 2022

DOUGLAS A. DUCEY
GOVERNOR

DOUG SARGENT
DIRECTOR

ARIZONA DEPARTMENT OF
JUVENILE CORRECTIONS
100 North 15th Avenue Suite 103
Phoenix, Arizona 85007
www.azdjc.gov

This publication provides preliminary data. Please refer to our online reports for the most current statistics. Thank you.

Published February 9, 2022

AGENCY CENSUS

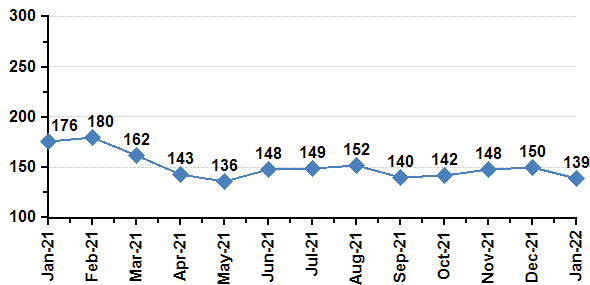
Population as of the last day of the month.

CATEGORY	MALE	FEMALE	TOTAL
Secure Care	125	14	139
Parole – Community Supervision	38	11	49
Parole – Interstate In	67	9	76
Parole – Interstate Out	0	0	0
Parole – Abscond / Warrant	7	1	8
Probation – Interstate Out	29	6	35
TOTAL	266	41	307

AZDJC currently supervises 20 extended jurisdiction youth. There are 14 males, and 1 female in Secure Care as well as 4 males and 1 female on Parole. Dually involved youth, (Department of Child Safety) represents 35 (17.8%) of our Secure Care and Parole* populations.

SECURE CARE POPULATION TREND

Content represents a thirteen-month population trend as of the last day of the month. Data reflects a 21% decrease since January 2021.



SECURE CARE POPULATION DETAIL

Population admissions and releases during the month.

POPULATION AS OF DECEMBER 31, 2021				150
ADMISSIONS	MALE	FEMALE	TOTAL	
New Commitment	5	2	7	
Parole Violator	2	1	3	
Re-Commitment	0	0	0	
Pending Suspension/Revocation	5	0	5	
TOTAL	12	3	15	
RELEASES	MALE	FEMALE	TOTAL	
Released to Parole	12	4	16	
Aged Out (18-19)	7	0	7	
Convicted as an Adult	0	0	0	
ICE Discharge	0	0	0	
Other	0	0	0	
From Pending Sus/Rev	3	0	3	
TOTAL	22	4	26	
POPULATION AS OF JANUARY 31, 2022				139

AGENCY RISK LEVELS

Population risk to recidivate based upon the Arizona Juvenile Assessment System (AZYAS) Assessment Tool as of the last day of the month.

CATEGORY	SECURE CARE*	PAROLE**
Low Risk	23 17.0%	9 15.8%
Medium Risk	36 26.7%	34 59.6%
High Risk	76 56.3%	14 24.6%
TOTAL	135 100%	57 100%

* At the time this document was published, all youth may not have been assessed.

** Parole includes Community Supervision, Interstate Out and Abscond.

AGENCY PRIOR REFERRALS

The number of times a youth was involved in the juvenile justice system prior to commitment to AZDJC as of the last day of the month.

CATEGORY	SECURE CARE	PAROLE
1 to 3 Referrals	22	8
4 to 6 Referrals	20	5
7 to 9 Referrals	24	16
10 to 12 Referrals	30	10
13 or More Referrals	43	18
TOTAL	139	57

AGENCY PRIOR ADJUDICATIONS

The number of times a youth was involved in the juvenile justice system prior to commitment to AZDJC as of the last day of the month.

CATEGORY	SECURE CARE	PAROLE
1 Adjudication	31	9
2 to 3 Adjudications	55	24
4 to 5 Adjudications	32	17
6 to 7 Adjudications	14	6
8 or More Adjudications	7	1
TOTAL	139	57

AGENCY PRIOR COMMITMENT OFFENSES

The most serious offense committed by the youth prior to commitment to AZDJC as of the last day of the month.

CATEGORY	SECURE CARE	PAROLE
Crimes Against Persons	45	15
Property Offenses	26	9
Other Offenses	22	8
Drug Offenses	16	9
Weapon Offenses	15	7
Public Order Offenses	15	9
Non-Delinquent Offenses	0	0
TOTAL	139	57

CLINICAL SERVICES

During the intake assessment, we identify and prescribe treatment to address criminogenic and non-criminogenic factors. Content represents the minimum treatment duration and number of youth prescribe treatment as of the last day of the month. Youth may be enrolled in more than one program.

CATEGORY	DURATION	YOUTH
Dialectical Behavior Therapy	6 Months	139
Seven Challenges	6 Months	70
Aggression Replacement Therapy	10 Weeks	46
Stages of Accomplishment (1)	6 Months	11
Sex Trafficking Awareness & Recovery (2)	11 Weeks	3

1. Stages of Accomplishment – Individual formalized treatment.
2. Sex Trafficking Awareness & Recovery – Prescribed for female youth only.

EDUCATION SERVICES

Number of youth enrolled in all school programs as of the last day of the month. Youth may be enrolled in more than one program.

CATEGORY	SECURE CARE
Enrolled in School	122
Out to Court / Detention – Not Enrolled in School	17
Enrolled in Career Technical Education	55
Enrolled in IDEA / Section 504 (Special Education)	31
GED Certificates Awarded (FY 22)	14
High School Diplomas Awarded (FY 22)	0

EDUCATION SERVICES WHILE ON PAROLE

Number of youth enrolled in school or work activities while on Parole as of the last day of the month. Youth may be enrolled in more than one program.

CATEGORY	PAROLE
Enrolled in School	21
GED Preparation	3
Post-Secondary School	1
Vocational Training	3
Employment	7

HEALTH SERVICES

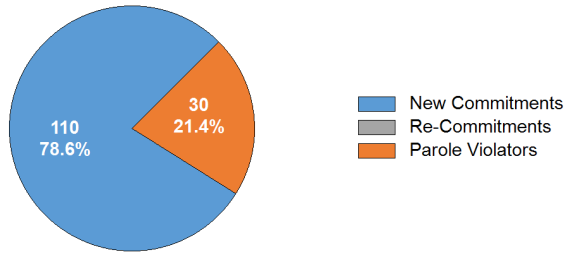
Number of health-related services provided to youth throughout the month.

CATEGORY	SECURE CARE
Hospital Admissions	3
Intake Medical / Dental Screenings	81
Medical Provider Visits	12
Dental Provider Visits	12
Nursing Contacts *	1100
Mental Health (Psychiatric) Provider Visits	35

* Contact includes sick calls, blood work, treatment and screenings.

SECURE CARE COMMITMENT STATUS

Population by commitment status as of the last day of the month.



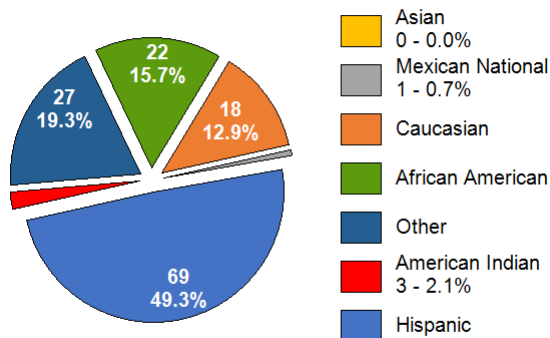
SECURE CARE COMMITTING COUNTY

Population as of the last day of the month.

COUNTY	MALE	FEMALE	TOTAL	PERCENT
Apache	0	0	0	0.0%
Cochise	4	3	7	5.0%
Coconino	0	0	0	0.0%
Gila	3	1	4	2.9%
Graham	7	0	7	5.0%
Greenlee	0	0	0	0.0%
La Paz	0	0	0	0.0%
Maricopa	63	8	71	50.7%
Mohave	9	0	9	6.4%
Navajo	0	0	0	0.0%
Pima	11	0	11	7.9%
Pinal	3	0	3	2.1%
Santa Cruz	0	1	1	0.7%
Yavapai	6	1	7	5.0%
Yuma	19	1	20	14.3%
TOTAL	125	15	140	100%

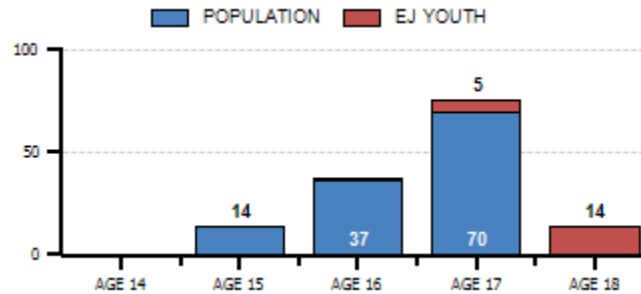
SECURE CARE ETHNIC DISTRIBUTION

Population as of the last day of the month.



SECURE CARE AGE DISTRIBUTION

A.R.S. 8-202 requires juvenile courts to retain jurisdiction over a juvenile who is at least 17 years old and who has been adjudicated delinquent, until the person reaches 19 years old. This requires the court to order continued services until the juvenile reaches 19 years old or services are terminated by the court. Content represents population as of the last day of the month, highlighting our Extended Jurisdiction (EJ) youth.



LENGTH OF STAY

Since July 1, 2021 (FY 22), AZDJC released 134 youth from its population, excluding revocations, who served an average of 6 months.

CATEGORY	6 MONTHS OR LESS	6 TO 12 MONTHS	12 MONTHS OR GREATER
Released to Parole	11	56	7
Aged Out (18-19)	25	26	3
Convicted as an Adult	1	3	0
ICE Discharge	0	0	0
Recalled by Court	0	0	0
Other	1	1	0
TOTAL	38	86	10

RECIDIVISM RATES

Represents youth identified by the year they were released, who returned to custody with AZDJC or ADC following their release from Secure Care.

LENGTH OF FOLLOW-UP	NEW OFFENSES & TECHNICAL VIOLATIONS	NEW OFFENSES	SEXUAL OFFENSES
2018 Releases (12 Months)	29.8%	18.6%	0.0%
2017 Releases (24 Months)	46.3%	33.3%	0.0%
2016 Releases (36 Months)	49.6%	39.7%	1.9%

RESTORATIVE JUSTICE

Represents services provided to victims and restitution collected from youth. As of February 28th, 2022, 29 victims (20.86%) are registered.

CATEGORY	THIS MONTH	FY 22 (YTD)
Victims Registered	0	29
Victim Notifications	10	82
Victim Notification of Release	0	37
Victim Services Provided	70	469
Victim Restitution Collected	\$3.00	\$230.62

ARIZONA DEPARTMENT OF JUVENILE CORRECTIONS



JUST THE FACTS

Our Vision is to be a nationally recognized leader that advances public safety through the rehabilitation of seriously delinquent youth.

FEBRUARY 2022

DOUGLAS A. DUCEY
GOVERNOR

DOUG SARGENT
DIRECTOR

ARIZONA DEPARTMENT OF
JUVENILE CORRECTIONS
100 North 15th Avenue Suite 103
Phoenix, Arizona 85007
www.azdjcc.gov

This publication provides preliminary data. Please refer to our online reports for the most current statistics. Thank you.

Published March 11, 2022

AGENCY CENSUS

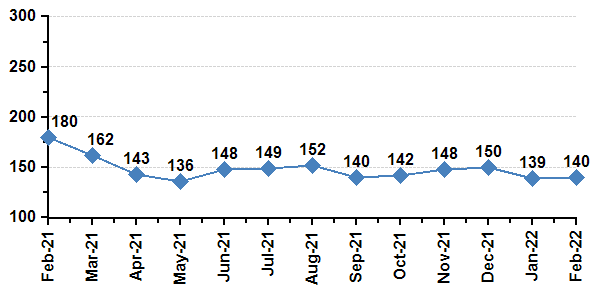
Population as of the last day of the month.

CATEGORY	MALE	FEMALE	TOTAL
Secure Care	125	15	140
Parole – Community Supervision	32	12	44
Parole – Interstate In	61	10	71
Parole – Interstate Out	0	0	0
Parole – Abscond / Warrant	8	1	9
Probation – Interstate Out	27	6	33
TOTAL	253	44	297

AZDJC currently supervises 19 extended jurisdiction youth. There are 14 males, and 2 female in Secure Care as well as 3 males on Parole. Dually involved youth, (Department of Child Safety) represents 38 (19.6%) of our Secure Care and Parole* populations.

SECURE CARE POPULATION TREND

Content represents a thirteen-month population trend as of the last day of the month. Data reflects a 22% decrease since February 2021.



SECURE CARE POPULATION DETAIL

Population admissions and releases during the month.

POPULATION AS OF JANUARY 31, 2022			
			139
ADMISSIONS	MALE	FEMALE	TOTAL
New Commitment	13	2	15
Parole Violator	1	0	1
Re-Commitment	0	0	0
Pending Suspension/Revocation	7	1	8
TOTAL	21	3	24
RELEASES	MALE	FEMALE	TOTAL
Released to Parole	6	2	8
Aged Out (18-19)	9	0	9
Convicted as an Adult	2	0	2
ICE Discharge	0	0	0
Other	1	0	1
From Pending Sus/Rev	3	0	3
TOTAL	21	2	23
POPULATION AS OF FEBRUARY 28, 2022			
			140

AGENCY RISK LEVELS

Population risk to recidivate based upon the Arizona Juvenile Assessment System (AZYAS) Assessment Tool as of the last day of the month.

CATEGORY	SECURE CARE*	PAROLE**
Low Risk	25 18.0%	9 17.0%
Medium Risk	40 28.8%	33 62.3%
High Risk	74 53.2%	11 20.8%
TOTAL	139 100%	53 100%

* At the time this document was published, all youth may not have been assessed.

** Parole includes Community Supervision, Interstate Out and Abscond.

AGENCY PRIOR REFERRALS

The number of times a youth was involved in the juvenile justice system prior to commitment to AZDJC as of the last day of the month.

CATEGORY	SECURE CARE	PAROLE
1 to 3 Referrals	22	8
4 to 6 Referrals	23	6
7 to 9 Referrals	25	13
10 to 12 Referrals	25	10
13 or More Referrals	45	16
TOTAL	140	53

AGENCY PRIOR ADJUDICATIONS

The number of times a youth was involved in the juvenile justice system prior to commitment to AZDJC as of the last day of the month.

CATEGORY	SECURE CARE	PAROLE
1 Adjudication	30	11
2 to 3 Adjudications	54	21
4 to 5 Adjudications	34	14
6 to 7 Adjudications	14	5
8 or More Adjudications	8	2
TOTAL	140	53

AGENCY PRIOR COMMITMENT OFFENSES

The most serious offense committed by the youth prior to commitment to AZDJC as of the last day of the month.

CATEGORY	SECURE CARE	PAROLE
Crimes Against Persons	42	15
Other Offenses	26	8
Property Offenses	24	8
Drug Offenses	17	8
Weapon Offenses	16	5
Public Order Offenses	15	9
Non-Delinquent Offenses	0	0
TOTAL	140	53

CLINICAL SERVICES

During the intake assessment, we identify and prescribe treatment to address criminogenic and non-criminogenic factors. Content represents the minimum treatment duration and number of youth prescribe treatment as of the last day of the month. Youth may be enrolled in more than one program.

CATEGORY	DURATION	YOUTH
Dialectical Behavior Therapy	6 Months	140
Seven Challenges	6 Months	68
Aggression Replacement Therapy	10 Weeks	40
Stages of Accomplishment (1)	6 Months	10
Sex Trafficking Awareness & Recovery (2)	11 Weeks	2

1. Stages of Accomplishment – Individual formalized treatment.
2. Sex Trafficking Awareness & Recovery – Prescribed for female youth only.

EDUCATION SERVICES

Number of youth enrolled in all school programs as of the last day of the month. Youth may be enrolled in more than one program.

CATEGORY	SECURE CARE
Enrolled in School	130
Out to Court / Detention – Not Enrolled in School	10
Enrolled in Career Technical Education	59
Enrolled in IDEA / Section 504 (Special Education)	32
GED Certificates Awarded (FY 22)	19
High School Diplomas Awarded (FY 22)	0

EDUCATION SERVICES WHILE ON PAROLE

Number of youth enrolled in school or work activities while on Parole as of the last day of the month. Youth may be enrolled in more than one program.

CATEGORY	PAROLE
Enrolled in School	19
GED Preparation	3
Post-Secondary School	1
Vocational Training	3
Employment	6

HEALTH SERVICES

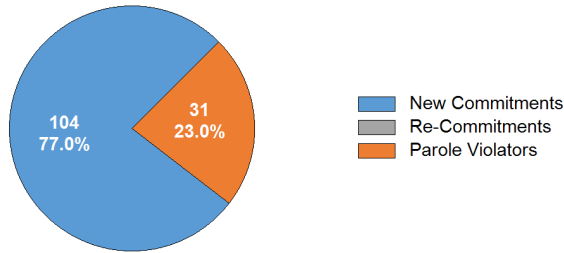
Number of health-related services provided to youth throughout the month.

CATEGORY	SECURE CARE
Hospital Admissions	2
Intake Medical / Dental Screenings	10
Medical Provider Visits	43
Dental Provider Visits	28
Nursing Contacts *	733
Mental Health (Psychiatric) Provider Visits	58

* Contact includes sick calls, blood work, treatment and screenings.

SECURE CARE COMMITMENT STATUS

Population by commitment status as of the last day of the month.



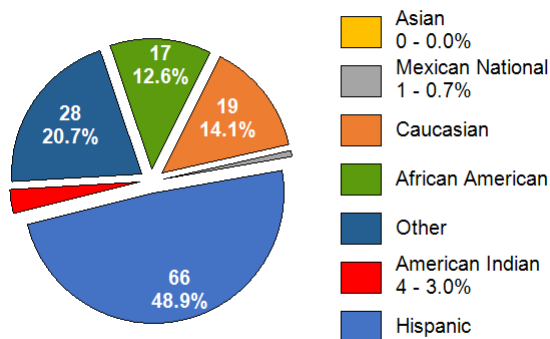
SECURE CARE COMMITTING COUNTY

Population as of the last day of the month.

COUNTY	MALE	FEMALE	TOTAL	PERCENT
Apache	0	0	0	0.0%
Cochise	4	3	7	5.2%
Coconino	0	0	0	0.0%
Gila	2	1	3	2.2%
Graham	5	0	5	3.7%
Greenlee	1	0	1	0.7%
La Paz	0	0	0	0.0%
Maricopa	65	7	72	53.3%
Mohave	9	0	9	6.7%
Navajo	0	0	0	0.0%
Pima	10	1	11	8.1%
Pinal	4	0	4	3.0%
Santa Cruz	0	0	0	0.0%
Yavapai	4	2	6	4.4%
Yuma	16	1	17	12.6%
TOTAL	120	15	135	100%

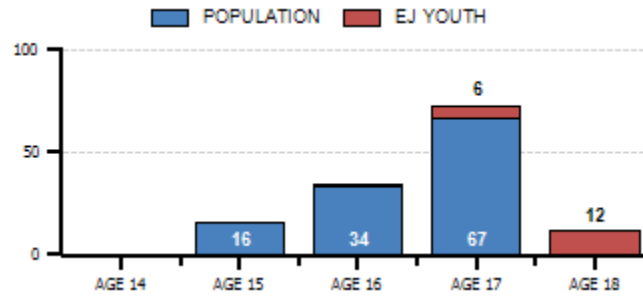
SECURE CARE ETHNIC DISTRIBUTION

Population as of the last day of the month.



SECURE CARE AGE DISTRIBUTION

A.R.S. 8-202 requires juvenile courts to retain jurisdiction over a juvenile who is at least 17 years old and who has been adjudicated delinquent, until the person reaches 19 years old. This requires the court to order continued services until the juvenile reaches 19 years old or services are terminated by the court. Content represents population as of the last day of the month, highlighting our Extended Jurisdiction (EJ) youth.



LENGTH OF STAY

Since July 1, 2021 (FY 22), AZDJC released 157 youth from its population, excluding revocations, who served an average of 6 months.

CATEGORY	6 MONTHS OR LESS	6 TO 12 MONTHS	12 MONTHS OR GREATER
Released to Parole	13	61	7
Aged Out (18-19)	28	35	6
Convicted as an Adult	2	3	0
ICE Discharge	0	0	0
Recalled by Court	0	0	0
Other	1	1	0
TOTAL	44	100	13

RECIDIVISM RATES

Represents youth identified by the year they were released, who returned to custody with AZDJC or ADC following their release from Secure Care.

LENGTH OF FOLLOW-UP	NEW OFFENSES & TECHNICAL VIOLATIONS	NEW OFFENSES	SEXUAL OFFENSES
2018 Releases (12 Months)	29.8%	18.6%	0.0%
2017 Releases (24 Months)	46.3%	33.3%	0.0%
2016 Releases (36 Months)	49.6%	39.7%	1.9%

RESTORATIVE JUSTICE

Represents services provided to victims and restitution collected from youth. As of March 31st, 2022, 33 victims (24.44%) are registered.

CATEGORY	THIS MONTH	FY 22 (YTD)
Victims Registered	4	33
Victim Notifications	12	94
Victim Notification of Release	7	44
Victim Services Provided	114	583
Victim Restitution Collected	\$14.96	\$245.58

ARIZONA DEPARTMENT OF JUVENILE CORRECTIONS

JUST THE FACTS

Our Vision is to be a nationally recognized leader that advances public safety through the rehabilitation of seriously delinquent youth.

MARCH 2022

DOUGLAS A. DUCEY
GOVERNOR

DOUG SARGENT
DIRECTOR

ARIZONA DEPARTMENT OF
JUVENILE CORRECTIONS
100 North 15th Avenue Suite 103
Phoenix, Arizona 85007
www.azdjc.gov

This publication provides preliminary data. Please refer to our online reports for the most current statistics. Thank you.

Published April 18, 2022

AGENCY CENSUS

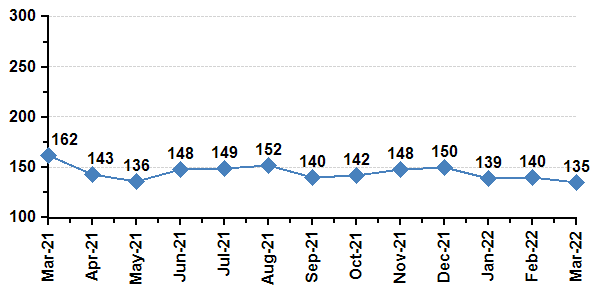
Population as of the last day of the month.

CATEGORY	MALE	FEMALE	TOTAL
Secure Care	120	15	135
Parole – Community Supervision	31	7	38
Parole – Interstate In	57	8	65
Parole – Interstate Out	0	0	0
Parole – Abscond / Warrant	5	3	8
Probation – Interstate Out	22	6	28
TOTAL	235	39	274

AZDJC currently supervises 23 extended jurisdiction youth. There are 17 males, and 1 female in Secure Care as well as 3 males and 2 female on Parole. Dually involved youth, (Department of Child Safety) represents 36 (19.8%) of our Secure Care and Parole* populations.

SECURE CARE POPULATION TREND

Content represents a thirteen-month population trend as of the last day of the month. Data reflects a 20% decrease since March 2021.



SECURE CARE POPULATION DETAIL

Population admissions and releases during the month.

POPULATION AS OF FEBRUARY 28, 2022			
			140
ADMISSIONS	MALE	FEMALE	TOTAL
New Commitment	8	1	9
Parole Violator	4	0	4
Re-Commitment	0	0	0
Pending Suspension/Revocation	4	2	6
TOTAL	16	3	19
RELEASES	MALE	FEMALE	TOTAL
Released to Parole	6	1	7
Aged Out (18-19)	14	1	15
Convicted as an Adult	1	0	1
ICE Discharge	0	0	0
Other	0	0	0
From Pending Sus/Rev	0	1	1
TOTAL	21	3	24
POPULATION AS OF MARCH 31, 2022			
			135

AGENCY RISK LEVELS

Population risk to recidivate based upon the Arizona Juvenile Assessment System (AZYAS) Assessment Tool as of the last day of the month.

CATEGORY	SECURE CARE*		PAROLE**	
Low Risk	24	17.8%	8	17.4%
Medium Risk	41	30.4%	28	60.9%
High Risk	70	51.9%	10	21.7%
TOTAL	135	100%	46	100%

* At the time this document was published, all youth may not have been assessed.

** Parole includes Community Supervision, Interstate Out and Abscond.

AGENCY PRIOR REFERRALS

The number of times a youth was involved in the juvenile justice system prior to commitment to AZDJC as of the last day of the month.

CATEGORY	SECURE CARE	PAROLE
1 to 3 Referrals	22	6
4 to 6 Referrals	22	5
7 to 9 Referrals	26	11
10 to 12 Referrals	22	9
13 or More Referrals	43	15
TOTAL	135	46

AGENCY PRIOR ADJUDICATIONS

The number of times a youth was involved in the juvenile justice system prior to commitment to AZDJC as of the last day of the month.

CATEGORY	SECURE CARE	PAROLE
1 Adjudication	28	10
2 to 3 Adjudications	51	18
4 to 5 Adjudications	35	10
6 to 7 Adjudications	15	5
8 or More Adjudications	6	3
TOTAL	135	46

AGENCY PRIOR COMMITMENT OFFENSES

The most serious offense committed by the youth prior to commitment to AZDJC as of the last day of the month.

CATEGORY	SECURE CARE	PAROLE
Crimes Against Persons	42	13
Other Offenses	27	10
Property Offenses	22	7
Drug Offenses	16	5
Weapon Offenses	15	5
Public Order Offenses	13	6
Non-Delinquent Offenses	0	0
TOTAL	135	46

CLINICAL SERVICES

During the intake assessment, we identify and prescribe treatment to address criminogenic and non-criminogenic factors. Content represents the minimum treatment duration and number of youth prescribe treatment as of the last day of the month. Youth may be enrolled in more than one program.

CATEGORY	DURATION	YOUTH
Dialectical Behavior Therapy	6 Months	135
Seven Challenges	6 Months	60
Aggression Replacement Therapy	10 Weeks	31
Stages of Accomplishment (1)	6 Months	14
Sex Trafficking Awareness & Recovery (2)	11 Weeks	2

1. Stages of Accomplishment – Individual formalized treatment.
2. Sex Trafficking Awareness & Recovery – Prescribed for female youth only.

EDUCATION SERVICES

Number of youth enrolled in all school programs as of the last day of the month. Youth may be enrolled in more than one program.

CATEGORY	SECURE CARE
Enrolled in School	123
Out to Court / Detention – Not Enrolled in School	12
Enrolled in Career Technical Education	56
Enrolled in IDEA / Section 504 (Special Education)	25
GED Certificates Awarded (FY 22)	21
High School Diplomas Awarded (FY 22)	0

EDUCATION SERVICES WHILE ON PAROLE

Number of youth enrolled in school or work activities while on Parole as of the last day of the month. Youth may be enrolled in more than one program.

CATEGORY	PAROLE
Enrolled in School	18
GED Preparation	2
Post-Secondary School	2
Vocational Training	2
Employment	6

HEALTH SERVICES

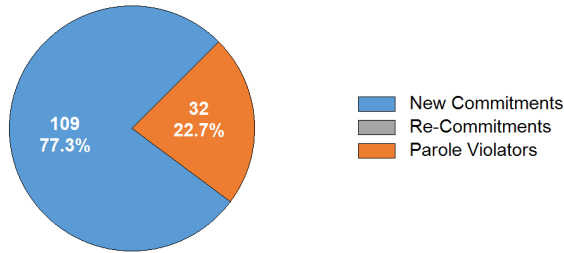
Number of health-related services provided to youth throughout the month.

CATEGORY	SECURE CARE
Hospital Admissions	2
Intake Medical / Dental Screenings	18
Medical Provider Visits	43
Dental Provider Visits	49
Nursing Contacts *	883
Mental Health (Psychiatric) Provider Visits	64

* Contact includes sick calls, blood work, treatment and screenings.

SECURE CARE COMMITMENT STATUS

Population by commitment status as of the last day of the month.



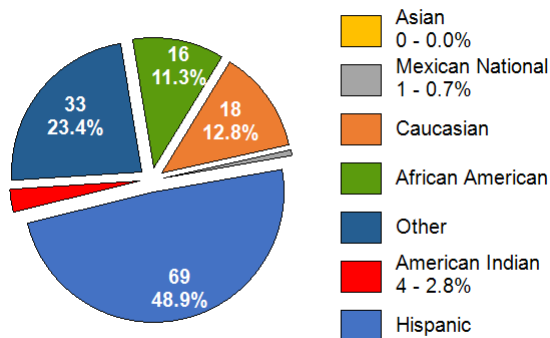
SECURE CARE COMMITTING COUNTY

Population as of the last day of the month.

COUNTY	MALE	FEMALE	TOTAL	PERCENT
Apache	1	0	1	0.7%
Cochise	5	3	8	5.7%
Coconino	0	0	0	0.0%
Gila	2	1	3	2.1%
Graham	5	0	5	3.5%
Greenlee	1	0	1	0.7%
La Paz	0	0	0	0.0%
Maricopa	64	8	72	51.1%
Mohave	10	1	11	7.8%
Navajo	0	0	0	0.0%
Pima	11	1	12	8.5%
Pinal	5	0	5	3.5%
Santa Cruz	0	0	0	0.0%
Yavapai	4	1	5	3.5%
Yuma	17	1	18	12.8%
TOTAL	125	16	141	100%

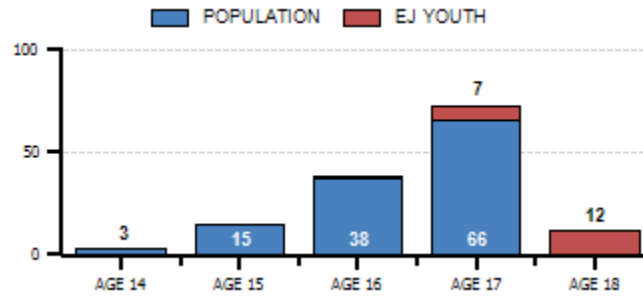
SECURE CARE ETHNIC DISTRIBUTION

Population as of the last day of the month.



SECURE CARE AGE DISTRIBUTION

A.R.S. 8-202 requires juvenile courts to retain jurisdiction over a juvenile who is at least 17 years old and who has been adjudicated delinquent, until the person reaches 19 years old. This requires the court to order continued services until the juvenile reaches 19 years old or services are terminated by the court. Content represents population as of the last day of the month, highlighting our Extended Jurisdiction (EJ) youth.



LENGTH OF STAY

Since July 1, 2021 (FY 22), AZDJC released 165 youth from its population, excluding revocations, who served an average of 6 months.

CATEGORY	6 MONTHS OR LESS	6 TO 12 MONTHS	12 MONTHS OR GREATER
Released to Parole	14	63	8
Aged Out (18-19)	30	36	6
Convicted as an Adult	2	3	0
ICE Discharge	0	0	0
Recalled by Court	0	0	0
Other	1	2	0
TOTAL	47	104	14

RECIDIVISM RATES

Represents youth identified by the year they were released, who returned to custody with AZDJC or ADC following their release from Secure Care.

LENGTH OF FOLLOW-UP	NEW OFFENSES & TECHNICAL VIOLATIONS	NEW OFFENSES	SEXUAL OFFENSES
2018 Releases (12 Months)	29.8%	18.6%	0.0%
2017 Releases (24 Months)	46.3%	33.3%	0.0%
2016 Releases (36 Months)	49.6%	39.7%	1.9%

RESTORATIVE JUSTICE

Represents services provided to victims and restitution collected from youth. As of April 30th, 2022, 33 victims (23.40%) are registered.

CATEGORY	THIS MONTH	FY 22 (YTD)
Victims Registered	0	33
Victim Notifications	14	108
Victim Notification of Release	3	47
Victim Services Provided	52	635
Victim Restitution Collected	\$0.00	\$245.58

ARIZONA DEPARTMENT OF JUVENILE CORRECTIONS

JUST THE FACTS

Our Vision is to be a nationally recognized leader that advances public safety through the rehabilitation of seriously delinquent youth.

APRIL 2022

DOUGLAS A. DUCEY
GOVERNOR

DOUG SARGENT
DIRECTOR

ARIZONA DEPARTMENT OF
JUVENILE CORRECTIONS
100 North 15th Avenue Suite 103
Phoenix, Arizona 85007
www.azdjcc.gov

This publication provides preliminary data. Please refer to our online reports for the most current statistics. Thank you.

Published May 17, 2022

AGENCY CENSUS

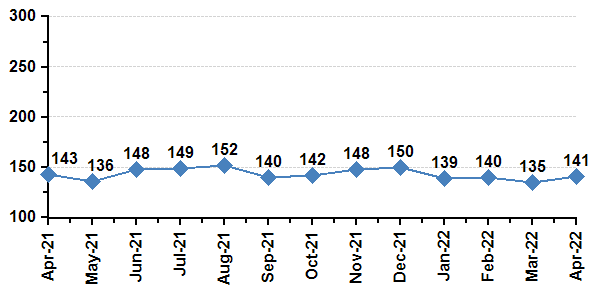
Population as of the last day of the month.

CATEGORY	MALE	FEMALE	TOTAL
Secure Care	125	16	141
Parole – Community Supervision	29	7	36
Parole – Interstate In	56	6	62
Parole – Interstate Out	0	0	0
Parole – Abscond / Warrant	5	3	8
Probation – Interstate Out	22	5	27
TOTAL	237	37	274

AZDJC currently supervises 24 extended jurisdiction youth. There are 17 males, and 2 female in Secure Care as well as 4 males and 1 female on Parole. Dually involved youth, (Department of Child Safety) represents 36 (19.5%) of our Secure Care and Parole* populations.

SECURE CARE POPULATION TREND

Content represents a thirteen-month population trend as of the last day of the month. Data reflects a 1% decrease since April 2021.



SECURE CARE POPULATION DETAIL

Population admissions and releases during the month.

POPULATION AS OF MARCH 31, 2022			
	MALE	FEMALE	TOTAL
ADMISSIONS			
New Commitment	10	1	11
Parole Violator	2	0	2
Re-Commitment	0	0	0
Pending Suspension/Revocation	2	1	3
TOTAL	14	2	16
RELEASES			
	MALE	FEMALE	TOTAL
Released to Parole	4	0	4
Aged Out (18-19)	3	0	3
Convicted as an Adult	0	0	0
ICE Discharge	0	0	0
Other	1	0	1
From Pending Sus/Rev	1	1	2
TOTAL	9	1	10
POPULATION AS OF APRIL 30, 2022			
			141

AGENCY RISK LEVELS

Population risk to recidivate based upon the Arizona Juvenile Assessment System (AZYAS) Assessment Tool as of the last day of the month.

CATEGORY	SECURE CARE*	PAROLE**
Low Risk	25 18.4%	5 11.4%
Medium Risk	43 31.6%	28 63.6%
High Risk	68 50.0%	11 25.0%
TOTAL	136 100%	44 100%

* At the time this document was published, all youth may not have been assessed.

** Parole includes Community Supervision, Interstate Out and Abscond.

AGENCY PRIOR REFERRALS

The number of times a youth was involved in the juvenile justice system prior to commitment to AZDJC as of the last day of the month.

CATEGORY	SECURE CARE	PAROLE
1 to 3 Referrals	24	6
4 to 6 Referrals	23	4
7 to 9 Referrals	23	10
10 to 12 Referrals	25	8
13 or More Referrals	46	16
TOTAL	141	44

AGENCY PRIOR ADJUDICATIONS

The number of times a youth was involved in the juvenile justice system prior to commitment to AZDJC as of the last day of the month.

CATEGORY	SECURE CARE	PAROLE
1 Adjudication	30	10
2 to 3 Adjudications	53	17
4 to 5 Adjudications	33	10
6 to 7 Adjudications	19	4
8 or More Adjudications	6	3
TOTAL	141	44

AGENCY PRIOR COMMITMENT OFFENSES

The most serious offense committed by the youth prior to commitment to AZDJC as of the last day of the month.

CATEGORY	SECURE CARE	PAROLE
Crimes Against Persons	45	11
Other Offenses	28	12
Property Offenses	21	7
Drug Offenses	18	5
Weapon Offenses	15	4
Public Order Offenses	14	5
Non-Delinquent Offenses	0	0
TOTAL	141	44

CLINICAL SERVICES

During the intake assessment, we identify and prescribe treatment to address criminogenic and non-criminogenic factors. Content represents the minimum treatment duration and number of youth prescribe treatment as of the last day of the month. Youth may be enrolled in more than one program.

CATEGORY	DURATION	YOUTH
Dialectical Behavior Therapy	6 Months	140
Seven Challenges	6 Months	56
Aggression Replacement Therapy	10 Weeks	30
Stages of Accomplishment (1)	6 Months	15
Sex Trafficking Awareness & Recovery (2)	11 Weeks	2

1. Stages of Accomplishment – Individual formalized treatment.
2. Sex Trafficking Awareness & Recovery – Prescribed for female youth only.

EDUCATION SERVICES

Number of youth enrolled in all school programs as of the last day of the month. Youth may be enrolled in more than one program.

CATEGORY	SECURE CARE
Enrolled in School	134
Out to Court / Detention – Not Enrolled in School	7
Enrolled in Career Technical Education	69
Enrolled in IDEA / Section 504 (Special Education)	32
GED Certificates Awarded (FY 22)	24
High School Diplomas Awarded (FY 22)	1

EDUCATION SERVICES WHILE ON PAROLE

Number of youth enrolled in school or work activities while on Parole as of the last day of the month. Youth may be enrolled in more than one program.

CATEGORY	PAROLE
Enrolled in School	16
GED Preparation	2
Post-Secondary School	2
Vocational Training	2
Employment	6

HEALTH SERVICES

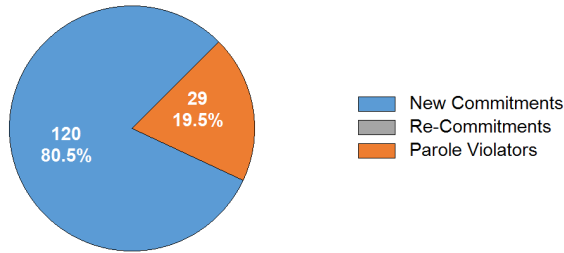
Number of health-related services provided to youth throughout the month.

CATEGORY	SECURE CARE
Hospital Admissions	1
Intake Medical / Dental Screenings	20
Medical Provider Visits	40
Dental Provider Visits	23
Nursing Contacts *	154
Mental Health (Psychiatric) Provider Visits	46

* Contact includes sick calls, blood work, treatment and screenings.

SECURE CARE COMMITMENT STATUS

Population by commitment status as of the last day of the month.



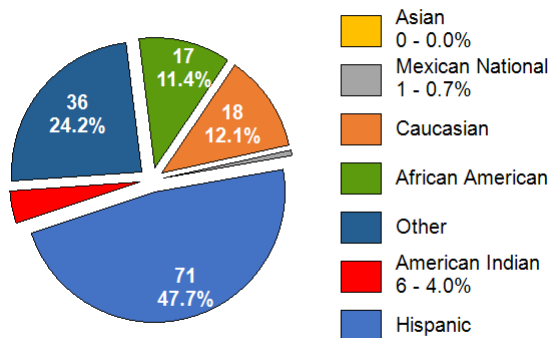
SECURE CARE COMMITTING COUNTY

Population as of the last day of the month.

COUNTY	MALE	FEMALE	TOTAL	PERCENT
Apache	1	0	1	0.7%
Cochise	6	2	8	5.4%
Coconino	0	0	0	0.0%
Gila	2	1	3	2.0%
Graham	6	0	6	4.0%
Greenlee	1	0	1	0.7%
La Paz	0	0	0	0.0%
Maricopa	70	7	77	51.7%
Mohave	8	1	9	6.0%
Navajo	0	0	0	0.0%
Pima	10	1	11	7.4%
Pinal	5	1	6	4.0%
Santa Cruz	0	0	0	0.0%
Yavapai	6	1	7	4.7%
Yuma	19	1	20	13.4%
TOTAL	134	15	149	100%

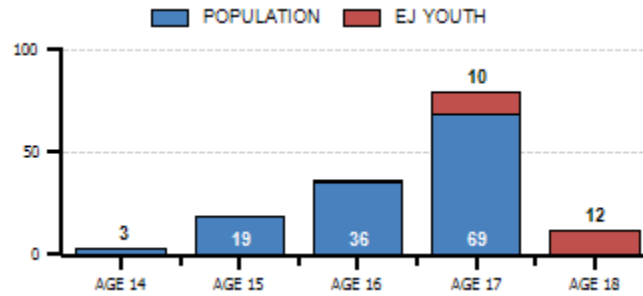
SECURE CARE ETHNIC DISTRIBUTION

Population as of the last day of the month.



SECURE CARE AGE DISTRIBUTION

A.R.S. 8-202 requires juvenile courts to retain jurisdiction over a juvenile who is at least 17 years old and who has been adjudicated delinquent, until the person reaches 19 years old. This requires the court to order continued services until the juvenile reaches 19 years old or services are terminated by the court. Content represents population as of the last day of the month, highlighting our Extended Jurisdiction (EJ) youth.



LENGTH OF STAY

Since July 1, 2021 (FY 22), AZDJC released 187 youth from its population, excluding revocations, who served an average of 6 months.

CATEGORY	6 MONTHS OR LESS	6 TO 12 MONTHS	12 MONTHS OR GREATER
Released to Parole	15	69	11
Aged Out (18-19)	35	40	7
Convicted as an Adult	3	3	0
ICE Discharge	0	0	0
Recalled by Court	0	0	0
Other	1	3	0
TOTAL	54	115	18

RECIDIVISM RATES

Represents youth identified by the year they were released, who returned to custody with AZDJC or ADC following their release from Secure Care.

LENGTH OF FOLLOW-UP	NEW OFFENSES & TECHNICAL VIOLATIONS	NEW OFFENSES	SEXUAL OFFENSES
2018 Releases (12 Months)	29.8%	18.6%	0.0%
2017 Releases (24 Months)	46.3%	33.3%	0.0%
2016 Releases (36 Months)	49.6%	39.7%	1.9%

RESTORATIVE JUSTICE

Represents services provided to victims and restitution collected from youth. As of April 30th, 2022, 33 victims (22.81%) are registered.

CATEGORY	THIS MONTH	FY 22 (YTD)
Victims Registered	1	34
Victim Notifications	16	124
Victim Notification of Release	10	57
Victim Services Provided	77	712
Victim Restitution Collected	\$11.10	\$256.68

ARIZONA DEPARTMENT OF JUVENILE CORRECTIONS

JUST THE FACTS

Our Vision is to be a nationally recognized leader that advances public safety through the rehabilitation of seriously delinquent youth.

MAY 2022

DOUGLAS A. DUCEY
GOVERNOR

DOUG SARGENT
DIRECTOR

ARIZONA DEPARTMENT OF
JUVENILE CORRECTIONS
100 North 15th Avenue Suite 103
Phoenix, Arizona 85007
www.azdjcc.gov

This publication provides preliminary data. Please refer to our online reports for the most current statistics. Thank you.

Published June 15, 2022

AGENCY CENSUS

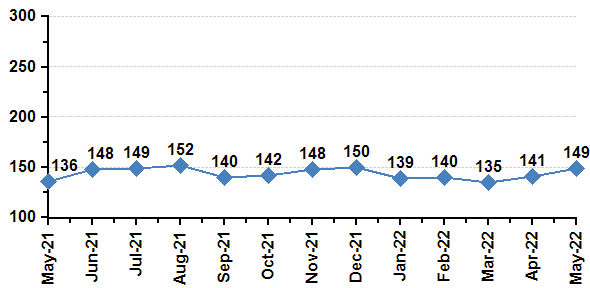
Population as of the last day of the month.

CATEGORY	MALE	FEMALE	TOTAL
Secure Care	134	15	149
Parole – Community Supervision	26	7	33
Parole – Interstate In	62	7	69
Parole – Interstate Out	0	0	0
Parole – Abscond / Warrant	5	2	7
Probation – Interstate Out	22	5	27
TOTAL	249	36	285

AZDJC currently supervises 28 extended jurisdiction youth. There are 20 males, and 2 female in Secure Care as well as 5 males and 1 female on Parole. Dually involved youth, (Department of Child Safety) represents 29 (15.3%) of our Secure Care and Parole* populations.

SECURE CARE POPULATION TREND

Content represents a thirteen-month population trend as of the last day of the month. Data reflects a 9.5% increase since May 2021.



SECURE CARE POPULATION DETAIL

Population admissions and releases during the month.

POPULATION AS OF APRIL 30, 2022				141
ADMISSIONS	MALE	FEMALE	TOTAL	
New Commitment	19	1	20	
Parole Violator	0	1	1	
Re-Commitment	0	0	0	
Pending Suspension/Revocation	8	1	9	
TOTAL	27	3	30	
RELEASES	MALE	FEMALE	TOTAL	
Released to Parole	8	2	10	
Aged Out (18-19)	8	2	10	
Convicted as an Adult	1	0	1	
ICE Discharge	0	0	0	
Other	1	0	1	
From Pending Sus/Rev	0	0	0	
TOTAL	18	4	22	
POPULATION AS OF MAY 31, 2022				149

AGENCY RISK LEVELS

Population risk to recidivate based upon the Arizona Juvenile Assessment System (AZYAS) Assessment Tool as of the last day of the month.

CATEGORY	SECURE CARE*	PAROLE**
Low Risk	25 17.9%	4 10.3%
Medium Risk	53 37.9%	25 64.1%
High Risk	62 44.3%	10 25.6%
TOTAL	140 100%	39 100%

* At the time this document was published, all youth may not have been assessed.

** Parole includes Community Supervision, Interstate Out and Abscond.

AGENCY PRIOR REFERRALS

The number of times a youth was involved in the juvenile justice system prior to commitment to AZDJC as of the last day of the month.

CATEGORY	SECURE CARE	PAROLE
1 to 3 Referrals	23	6
4 to 6 Referrals	23	5
7 to 9 Referrals	28	9
10 to 12 Referrals	26	7
13 or More Referrals	49	13
TOTAL	149	40

AGENCY PRIOR ADJUDICATIONS

The number of times a youth was involved in the juvenile justice system prior to commitment to AZDJC as of the last day of the month.

CATEGORY	SECURE CARE	PAROLE
1 Adjudication	31	9
2 to 3 Adjudications	58	18
4 to 5 Adjudications	35	9
6 to 7 Adjudications	18	3
8 or More Adjudications	7	1
TOTAL	149	40

AGENCY PRIOR COMMITMENT OFFENSES

The most serious offense committed by the youth prior to commitment to AZDJC as of the last day of the month.

CATEGORY	SECURE CARE	PAROLE
Crimes Against Persons	49	11
Other Offenses	31	11
Property Offenses	24	5
Weapon Offenses	18	3
Drug Offenses	16	5
Public Order Offenses	11	5
Non-Delinquent Offenses	0	0
TOTAL	149	40

CLINICAL SERVICES

During the intake assessment, we identify and prescribe treatment to address criminogenic and non-criminogenic factors. Content represents the minimum treatment duration and number of youth prescribe treatment as of the last day of the month. Youth may be enrolled in more than one program.

CATEGORY	DURATION	YOUTH
Dialectical Behavior Therapy	6 Months	149
Seven Challenges	6 Months	53
Aggression Replacement Therapy	10 Weeks	26
Stages of Accomplishment (1)	6 Months	15
Sex Trafficking Awareness & Recovery (2)	11 Weeks	1

1. Stages of Accomplishment – Individual formalized treatment.
2. Sex Trafficking Awareness & Recovery – Prescribed for female youth only.

EDUCATION SERVICES

Number of youth enrolled in all school programs as of the last day of the month. Youth may be enrolled in more than one program.

CATEGORY	SECURE CARE
Enrolled in School	125
Out to Court / Detention – Not Enrolled in School	24
Enrolled in Career Technical Education	64
Enrolled in IDEA / Section 504 (Special Education)	36
GED Certificates Awarded (FY 22)	28
High School Diplomas Awarded (FY 22)	1

EDUCATION SERVICES WHILE ON PAROLE

Number of youth enrolled in school or work activities while on Parole as of the last day of the month. Youth may be enrolled in more than one program.

CATEGORY	PAROLE
Enrolled in School	12
GED Preparation	2
Post-Secondary School	1
Vocational Training	1
Employment	5

HEALTH SERVICES

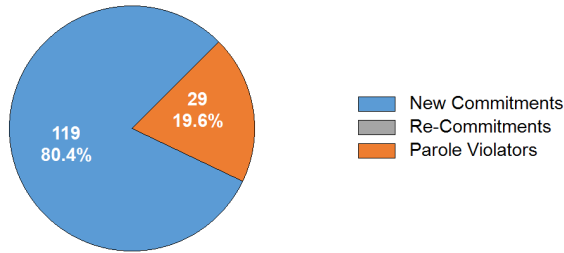
Number of health-related services provided to youth throughout the month.

CATEGORY	SECURE CARE
Hospital Admissions	1
Intake Medical / Dental Screenings	21
Medical Provider Visits	43
Dental Provider Visits	26
Nursing Contacts *	553
Mental Health (Psychiatric) Provider Visits	65

* Contact includes sick calls, blood work, treatment and screenings.

SECURE CARE COMMITMENT STATUS

Population by commitment status as of the last day of the month.



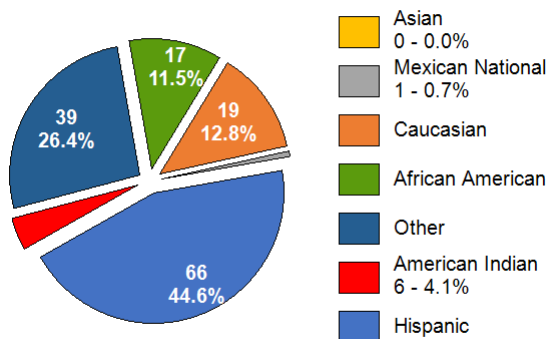
SECURE CARE COMMITTING COUNTY

Population as of the last day of the month.

COUNTY	MALE	FEMALE	TOTAL	PERCENT
Apache	1	0	1	0.7%
Cochise	4	2	6	4.1%
Coconino	0	0	0	0.0%
Gila	1	0	1	0.7%
Graham	5	0	5	3.4%
Greenlee	1	0	1	0.7%
La Paz	0	0	0	0.0%
Maricopa	77	8	85	57.4%
Mohave	8	1	9	6.1%
Navajo	1	0	1	0.7%
Pima	11	1	12	8.1%
Pinal	4	1	5	3.4%
Santa Cruz	0	0	0	0.0%
Yavapai	5	1	6	4.1%
Yuma	15	1	16	10.8%
TOTAL	133	15	148	100%

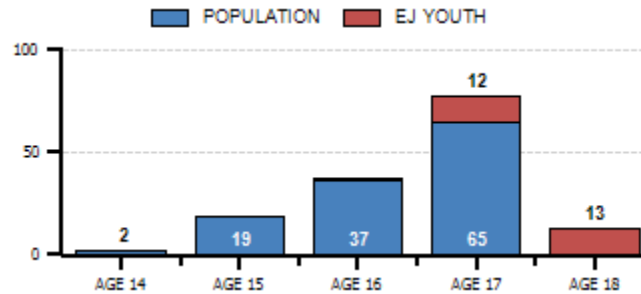
SECURE CARE ETHNIC DISTRIBUTION

Population as of the last day of the month.



SECURE CARE AGE DISTRIBUTION

A.R.S. 8-202 requires juvenile courts to retain jurisdiction over a juvenile who is at least 17 years old and who has been adjudicated delinquent, until the person reaches 19 years old. This requires the court to order continued services until the juvenile reaches 19 years old or services are terminated by the court. Content represents population as of the last day of the month, highlighting our Extended Jurisdiction (EJ) youth.



LENGTH OF STAY

Since July 1, 2021 (FY 22), AZDJC released 201 youth from its population, excluding revocations, who served an average of 6 months.

CATEGORY	6 MONTHS OR LESS	6 TO 12 MONTHS	12 MONTHS OR GREATER
Released to Parole	16	73	12
Aged Out (18-19)	36	44	9
Convicted as an Adult	3	4	0
ICE Discharge	0	0	0
Recalled by Court	0	0	0
Other	1	3	0
TOTAL	56	124	21

RECIDIVISM RATES

Represents youth identified by the year they were released, who returned to custody with AZDJC or ADC following their release from Secure Care.

LENGTH OF FOLLOW-UP	NEW OFFENSES & TECHNICAL VIOLATIONS	NEW OFFENSES	SEXUAL OFFENSES
2018 Releases (12 Months)	29.8%	18.6%	0.0%
2017 Releases (24 Months)	46.3%	33.3%	0.0%
2016 Releases (36 Months)	49.6%	39.7%	1.9%

RESTORATIVE JUSTICE

Represents services provided to victims and restitution collected from youth. As of April 30th, 2022, 34 victims (22.97%) are registered.

CATEGORY	THIS MONTH	FY 22 (YTD)
Victims Registered	0	34
Victim Notifications	5	129
Victim Notification of Release	2	59
Victim Services Provided	102	814
Victim Restitution Collected	\$82.46	\$339.14

ARIZONA DEPARTMENT OF JUVENILE CORRECTIONS

JUST THE FACTS

Our Vision is to be a nationally recognized leader that advances public safety through the rehabilitation of seriously delinquent youth.

JUNE 2022

DOUGLAS A. DUCEY
GOVERNOR

DOUG SARGENT
DIRECTOR

ARIZONA DEPARTMENT OF
JUVENILE CORRECTIONS
100 North 15th Avenue Suite 103
Phoenix, Arizona 85007
www.azdjcc.gov

This publication provides preliminary data. Please refer to our online reports for the most current statistics. Thank you.

Published July 15, 2022

AGENCY CENSUS

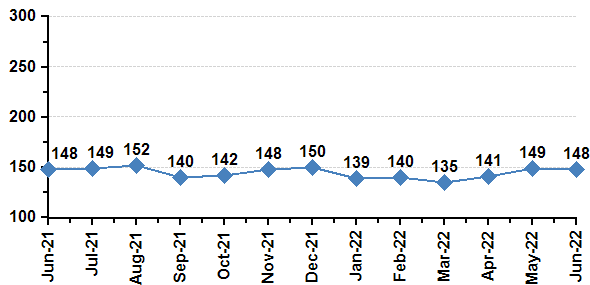
Population as of the last day of the month.

CATEGORY	MALE	FEMALE	TOTAL
Secure Care	133	15	148
Parole – Community Supervision	23	5	28
Parole – Interstate In	67	6	73
Parole – Interstate Out	0	0	0
Parole – Abscond / Warrant	4	3	7
Probation – Interstate Out	22	6	28
TOTAL	249	35	284

AZDJC currently supervises 31 extended jurisdiction youth. There are 24 males, and 1 female in Secure Care as well as 5 males and 1 female on Parole. Dually involved youth, (Department of Child Safety) represents 39 (21.3%) of our Secure Care and Parole* populations.

SECURE CARE POPULATION TREND

Content represents a thirteen-month population trend as of the last day of the month. Data reflects a 0% increase since June 2021.



SECURE CARE POPULATION DETAIL

Population admissions and releases during the month.

POPULATION AS OF MAY 31, 2022			
			149
ADMISSIONS	MALE	FEMALE	TOTAL
New Commitment	7	1	8
Parole Violator	1	0	1
Re-Commitment	0	0	0
Pending Suspension/Revocation	5	0	5
TOTAL	13	1	14
RELEASES	MALE	FEMALE	TOTAL
Released to Parole	6	0	6
Aged Out (18-19)	6	1	7
Convicted as an Adult	0	0	0
ICE Discharge	0	0	0
Other	0	0	0
From Pending Sus/Rev	2	0	2
TOTAL	14	1	15
POPULATION AS OF JUNE 30, 2022			
			148

AGENCY RISK LEVELS

Population risk to recidivate based upon the Arizona Juvenile Assessment System (AZYAS) Assessment Tool as of the last day of the month.

CATEGORY	SECURE CARE*	PAROLE**
Low Risk	28 19.0%	3 8.8%
Medium Risk	59 40.1%	20 58.8%
High Risk	60 40.8%	11 32.4%
TOTAL	147 100%	34 100%

* At the time this document was published, all youth may not have been assessed.

** Parole includes Community Supervision, Interstate Out and Abscond.

AGENCY PRIOR REFERRALS

The number of times a youth was involved in the juvenile justice system prior to commitment to AZDJC as of the last day of the month.

CATEGORY	SECURE CARE	PAROLE
1 to 3 Referrals	24	5
4 to 6 Referrals	21	3
7 to 9 Referrals	29	8
10 to 12 Referrals	28	5
13 or More Referrals	46	14
TOTAL	148	35

AGENCY PRIOR ADJUDICATIONS

The number of times a youth was involved in the juvenile justice system prior to commitment to AZDJC as of the last day of the month.

CATEGORY	SECURE CARE	PAROLE
1 Adjudication	32	7
2 to 3 Adjudications	60	13
4 to 5 Adjudications	31	10
6 to 7 Adjudications	17	4
8 or More Adjudications	8	1
TOTAL	148	35

AGENCY PRIOR COMMITMENT OFFENSES

The most serious offense committed by the youth prior to commitment to AZDJC as of the last day of the month.

CATEGORY	SECURE CARE	PAROLE
Public Order Offenses	9	5
Crimes Against Persons	53	8
Other Offenses	28	10
Property Offenses	27	5
Weapon Offenses	17	3
Drug Offenses	14	4
Non-Delinquent Offenses	0	0
TOTAL	148	35

CLINICAL SERVICES

During the intake assessment, we identify and prescribe treatment to address criminogenic and non-criminogenic factors. Content represents the minimum treatment duration and number of youth prescribe treatment as of the last day of the month. Youth may be enrolled in more than one program.

CATEGORY	DURATION	YOUTH
Dialectical Behavior Therapy	6 Months	148
Seven Challenges	6 Months	55
Aggression Replacement Therapy	10 Weeks	25
Stages of Accomplishment (1)	6 Months	16
Sex Trafficking Awareness & Recovery (2)	11 Weeks	1

1. Stages of Accomplishment – Individual formalized treatment.
2. Sex Trafficking Awareness & Recovery – Prescribed for female youth only.

EDUCATION SERVICES

Number of youth enrolled in all school programs as of the last day of the month. Youth may be enrolled in more than one program.

CATEGORY	SECURE CARE
Enrolled in School	126
Out to Court / Detention – Not Enrolled in School	17
Enrolled in Career Technical Education	62
Enrolled in IDEA / Section 504 (Special Education)	0
GED Certificates Awarded (FY 22)	29
High School Diplomas Awarded (FY 22)	2

EDUCATION SERVICES WHILE ON PAROLE

Number of youth enrolled in school or work activities while on Parole as of the last day of the month. Youth may be enrolled in more than one program.

CATEGORY	PAROLE
Enrolled in School	9
GED Preparation	4
Post-Secondary School	1
Vocational Training	2
Employment	7

HEALTH SERVICES

Number of health-related services provided to youth throughout the month.

CATEGORY	SECURE CARE
Hospital Admissions	3
Intake Medical / Dental Screenings	11
Medical Provider Visits	27
Dental Provider Visits	10
Nursing Contacts *	160
Mental Health (Psychiatric) Provider Visits	76

* Contact includes sick calls, blood work, treatment and screenings.