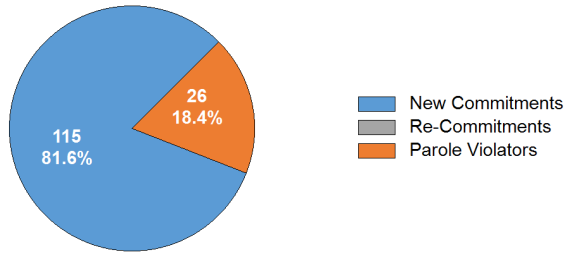


SECURE CARE COMMITMENT STATUS

Population by commitment status as of the last day of the month.



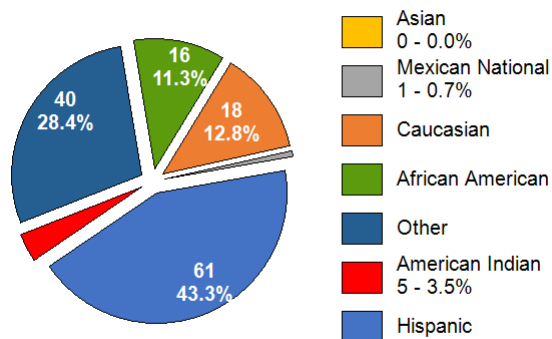
SECURE CARE COMMITTING COUNTY

Population as of the last day of the month.

COUNTY	MALE	FEMALE	TOTAL	PERCENT
Apache	1	0	1	0.7%
Cochise	6	2	8	5.7%
Coconino	0	0	0	0.0%
Gila	1	0	1	0.7%
Graham	2	0	2	1.4%
Greenlee	1	0	1	0.7%
La Paz	0	0	0	0.0%
Maricopa	70	8	78	55.3%
Mohave	6	1	7	5.0%
Navajo	1	0	1	0.7%
Pima	14	1	15	10.6%
Pinal	5	1	6	4.3%
Santa Cruz	0	0	0	0.0%
Yavapai	5	1	6	4.3%
Yuma	13	2	15	10.6%
TOTAL	125	16	141	100%

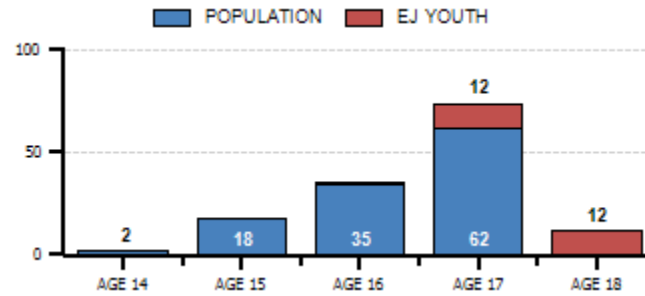
SECURE CARE ETHNIC DISTRIBUTION

Population as of the last day of the month.



SECURE CARE AGE DISTRIBUTION

A.R.S. 8-202 requires juvenile courts to retain jurisdiction over a juvenile who is at least 17 years old and who has been adjudicated delinquent, until the person reaches 19 years old. This requires the court to order continued services until the juvenile reaches 19 years old or services are terminated by the court. Content represents population as of the last day of the month, highlighting our Extended Jurisdiction (EJ) youth.



LENGTH OF STAY

Since July 1, 2022 (FY 23), AZDJC released 18 youth from its population, excluding revocations, who served an average of 7.1 months.

CATEGORY	6 MONTHS OR LESS	6 TO 12 MONTHS	12 MONTHS OR GREATER
Released to Parole	3	4	1
Aged Out (18-19)	6	3	1
Convicted as an Adult	0	0	0
ICE Discharge	0	0	0
Recalled by Court	0	0	0
Other	0	0	0
TOTAL	9	7	2

RECIDIVISM RATES

Represents youth identified by the year they were released, who returned to custody with AZDJC or ADC following their release from Secure Care.

LENGTH OF FOLLOW-UP	NEW OFFENSES & TECHNICAL VIOLATIONS	NEW OFFENSES	SEXUAL OFFENSES
2020 Releases (12 Months)	32.5%	24.5%	0.00%
2019 Releases (24 Months)	40.7%	27.5%	0.00%
2018 Releases (36 Months)	44.0%	26.1%	0.00%

RESTORATIVE JUSTICE

Represents services provided to victims and restitution collected from youth. As of July 31st, 2022, 15 victims (10.63%) are registered.

CATEGORY	THIS MONTH	FY 23 (YTD)
Victims Registered	15	15
Victim Notifications	6	6
Victim Notification of Release	2	2
Victim Services Provided	59	59
Victim Restitution Collected	\$0.00	\$0.00

ARIZONA DEPARTMENT OF JUVENILE CORRECTIONS

JUST THE FACTS

Our Vision is to be a nationally recognized leader that advances public safety through the rehabilitation of seriously delinquent youth.

JULY 2022

DOUGLAS A. DUCEY
GOVERNOR

DOUG SARGENT
DIRECTOR

ARIZONA DEPARTMENT OF
JUVENILE CORRECTIONS
100 North 15th Avenue Suite 103
Phoenix, Arizona 85007
www.azdjcc.gov

This publication provides preliminary data. Please refer to our online reports for the most current statistics. Thank you.

Published August 23, 2022

AGENCY CENSUS

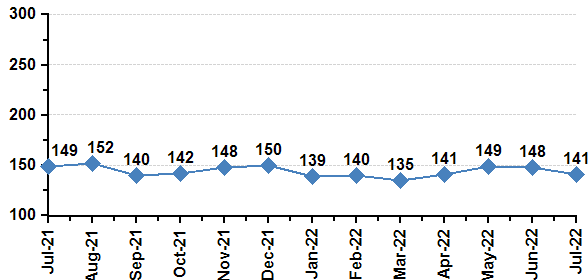
Population as of the last day of the month.

CATEGORY	MALE	FEMALE	TOTAL
Secure Care	125	16	141
Parole – Community Supervision	22	3	25
Parole – Interstate In	71	7	78
Parole – Interstate Out	0	0	0
Parole – Abscond / Warrant	5	3	8
Probation – Interstate Out	20	6	26
TOTAL	243	35	278

AZDJC currently supervises 30 extended jurisdiction youth. There are 23 males, and 1 female in Secure Care as well as 5 males and 1 female on Parole. Dually involved youth, (Department of Child Safety) represents 31 (17.8%) of our Secure Care and Parole* populations.

SECURE CARE POPULATION TREND

Content represents a thirteen-month population trend as of the last day of the month. Data reflects a 5.36% decrease since July 2021.



SECURE CARE POPULATION DETAIL

Population admissions and releases during the month.

POPULATION AS OF JUNE 30, 2022				148
ADMISSIONS	MALE	FEMALE	TOTAL	
New Commitment	7	1	8	
Parole Violator	1	1	2	
Re-Commitment	0	0	0	
Pending Suspension/Revocation	1	0	1	
TOTAL	9	2	11	
RELEASES	MALE	FEMALE	TOTAL	
Released to Parole	7	1	8	
Aged Out (18-19)	9	0	9	
Convicted as an Adult	0	0	0	
ICE Discharge	0	0	0	
Other	0	0	0	
From Pending Sus/Rev	1	0	1	
TOTAL	17	1	18	
POPULATION AS OF JULY 31, 2022				141

AGENCY RISK LEVELS

Population risk to recidivate based upon the Arizona Juvenile Assessment System (AZYAS) Assessment Tool as of the last day of the month.

CATEGORY	SECURE CARE*	PAROLE**
Low Risk	28 19.9%	3 9.7%
Medium Risk	52 36.9%	17 54.8%
High Risk	61 43.3%	11 35.5%
TOTAL	141 100%	31 100%

* At the time this document was published, all youth may not have been assessed.

** Parole includes Community Supervision, Interstate Out and Abscond.

AGENCY PRIOR REFERRALS

The number of times a youth was involved in the juvenile justice system prior to commitment to AZDJC as of the last day of the month.

CATEGORY	SECURE CARE	PAROLE
1 to 3 Referrals	24	3
4 to 6 Referrals	20	3
7 to 9 Referrals	30	7
10 to 12 Referrals	21	9
13 or More Referrals	46	11
TOTAL	141	33

AGENCY PRIOR ADJUDICATIONS

The number of times a youth was involved in the juvenile justice system prior to commitment to AZDJC as of the last day of the month.

CATEGORY	SECURE CARE	PAROLE
1 Adjudication	29	7
2 to 3 Adjudications	60	13
4 to 5 Adjudications	32	9
6 to 7 Adjudications	14	3
8 or More Adjudications	6	1
TOTAL	141	33

AGENCY PRIOR COMMITMENT OFFENSES

The most serious offense committed by the youth prior to commitment to AZDJC as of the last day of the month.

CATEGORY	SECURE CARE	PAROLE
Public Order Offenses	8	5
Crimes Against Persons	52	7
Property Offenses	26	6
Other Offenses	26	7
Drug Offenses	15	4
Weapon Offenses	14	4
Non-Delinquent Offenses	0	0
TOTAL	141	33

CLINICAL SERVICES

During the intake assessment, we identify and prescribe treatment to address criminogenic and non-criminogenic factors. Content represents the minimum treatment duration and number of youth prescribe treatment as of the last day of the month. Youth may be enrolled in more than one program.

CATEGORY	DURATION	YOUTH
Dialectical Behavior Therapy	6 Months	141
Seven Challenges	6 Months	52
Aggression Replacement Therapy	10 Weeks	21
Stages of Accomplishment (1)	6 Months	16
Sex Trafficking Awareness & Recovery (2)	11 Weeks	2

1. Stages of Accomplishment – Individual formalized treatment.
2. Sex Trafficking Awareness & Recovery – Prescribed for female youth only.

EDUCATION SERVICES

Number of youth enrolled in all school programs as of the last day of the month. Youth may be enrolled in more than one program.

CATEGORY	SECURE CARE
Enrolled in School	139
Out to Court / Detention – Not Enrolled in School	0
Enrolled in Career Technical Education	50
Enrolled in IDEA / Section 504 (Special Education)	41
GED Certificates Awarded (FY 23)	0
High School Diplomas Awarded (FY 23)	0

EDUCATION SERVICES WHILE ON PAROLE

Number of youth enrolled in school or work activities while on Parole as of the last day of the month. Youth may be enrolled in more than one program.

CATEGORY	PAROLE
Enrolled in School	10
GED Preparation	3
Post-Secondary School	2
Vocational Training	2
Employment	5

HEALTH SERVICES

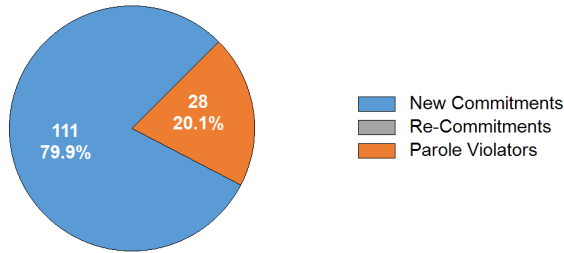
Number of health-related services provided to youth throughout the month.

CATEGORY	SECURE CARE
Hospital Admissions	13
Intake Medical / Dental Screenings	9
Medical Provider Visits	33
Dental Provider Visits	24
Nursing Contacts *	99
Mental Health (Psychiatric) Provider Visits	53

* Contact includes sick calls, blood work, treatment and screenings.

SECURE CARE COMMITMENT STATUS

Population by commitment status as of the last day of the month.



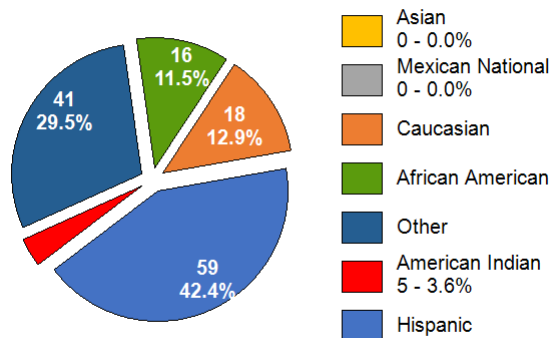
SECURE CARE COMMITTING COUNTY

Population as of the last day of the month.

COUNTY	MALE	FEMALE	TOTAL	PERCENT
Apache	1	0	1	0.7%
Cochise	5	1	6	4.3%
Coconino	0	0	0	0.0%
Gila	1	0	1	0.7%
Graham	3	0	3	2.2%
Greenlee	1	0	1	0.7%
La Paz	0	0	0	0.0%
Maricopa	69	7	76	54.7%
Mohave	7	1	8	5.8%
Navajo	1	0	1	0.7%
Pima	15	2	17	12.2%
Pinal	3	1	4	2.9%
Santa Cruz	0	0	0	0.0%
Yavapai	6	0	6	4.3%
Yuma	13	2	15	10.8%
TOTAL	125	14	139	100%

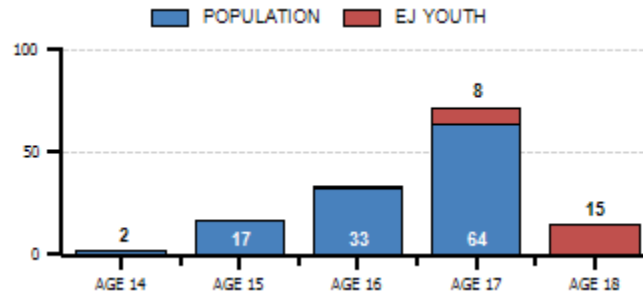
SECURE CARE ETHNIC DISTRIBUTION

Population as of the last day of the month.



SECURE CARE AGE DISTRIBUTION

A.R.S. 8-202 requires juvenile courts to retain jurisdiction over a juvenile who is at least 17 years old and who has been adjudicated delinquent, until the person reaches 19 years old. This requires the court to order continued services until the juvenile reaches 19 years old or services are terminated by the court. Content represents population as of the last day of the month, highlighting our Extended Jurisdiction (EJ) youth.



LENGTH OF STAY

Since July 1, 2022 (FY 23), AZDJC released 36 youth from its population, excluding revocations, who served an average of 7.2 months.

CATEGORY	6 MONTHS OR LESS	6 TO 12 MONTHS	12 MONTHS OR GREATER
Released to Parole	4	12	3
Aged Out (18-19)	12	3	2
Convicted as an Adult	0	0	0
ICE Discharge	0	0	0
Recalled by Court	0	0	0
Other	0	0	0
TOTAL	16	15	5

RECIDIVISM RATES

Represents youth identified by the year they were released, who returned to custody with AZDJC or ADC following their release from Secure Care.

LENGTH OF FOLLOW-UP	NEW OFFENSES & TECHNICAL VIOLATIONS	NEW OFFENSES	SEXUAL OFFENSES
2020 Releases (12 Months)	32.5%	24.5%	0.00%
2019 Releases (24 Months)	40.7%	27.5%	0.00%
2018 Releases (36 Months)	44.0%	26.1%	0.00%

RESTORATIVE JUSTICE

Represents services provided to victims and restitution collected from youth. As of August 31st, 2022, 15 victims (10.63%) are registered.

CATEGORY	THIS MONTH	FY 23 (YTD)
Victims Registered	1	16
Victim Notifications	7	13
Victim Notification of Release	4	6
Victim Services Provided	137	196
Victim Restitution Collected	\$0.00	\$0.00

ARIZONA DEPARTMENT OF JUVENILE CORRECTIONS

JUST THE FACTS

Our Vision is to be a nationally recognized leader that advances public safety through the rehabilitation of seriously delinquent youth.

AUGUST 2022

DOUGLAS A. DUCEY
GOVERNOR

DOUG SARGENT
DIRECTOR

ARIZONA DEPARTMENT OF
JUVENILE CORRECTIONS
100 North 15th Avenue Suite 103
Phoenix, Arizona 85007
www.azdjcc.gov

This publication provides preliminary data. Please refer to our online reports for the most current statistics. Thank you.

Published September 20, 2022

AGENCY CENSUS

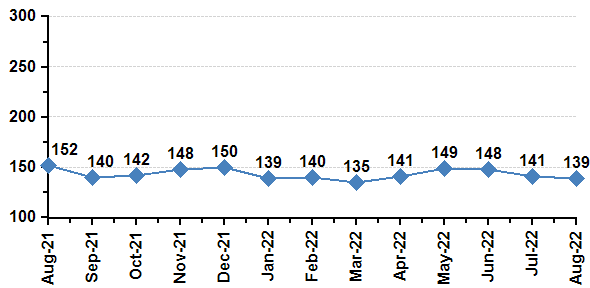
Population as of the last day of the month.

CATEGORY	MALE	FEMALE	TOTAL
Secure Care	125	14	139
Parole – Community Supervision	22	5	27
Parole – Interstate In	74	10	84
Parole – Interstate Out	0	0	0
Parole – Abscond / Warrant	6	3	9
Probation – Interstate Out	24	8	32
TOTAL	251	40	291

AZDJC currently supervises 35 extended jurisdiction youth. There are 23 males, and 2 female in Secure Care as well as 9 males and 1 female on Parole. Dually involved youth, (Department of Child Safety) represents 30 (17.14%) of our Secure Care and Parole* populations.

SECURE CARE POPULATION TREND

Content represents a thirteen-month population trend as of the last day of the month. Data reflects a 8.55% decrease since August 2021.



SECURE CARE POPULATION DETAIL

Population admissions and releases during the month.

POPULATION AS OF JULY 31, 2022				141
ADMISSIONS	MALE	FEMALE	TOTAL	
New Commitment	7	1	8	
Parole Violator	5	0	5	
Re-Commitment	0	0	0	
Pending Suspension/Revocation	2	1	3	
TOTAL	14	2	16	
RELEASES	MALE	FEMALE	TOTAL	
Released to Parole	8	3	11	
Aged Out (18-19)	6	1	7	
Convicted as an Adult	0	0	0	
ICE Discharge	0	0	0	
Other	0	0	0	
From Pending Sus/Rev	0	0	0	
TOTAL	14	4	18	
POPULATION AS OF AUGUST 31, 2022				139

AGENCY RISK LEVELS

Population risk to recidivate based upon the Arizona Juvenile Assessment System (AZYAS) Assessment Tool as of the last day of the month.

CATEGORY	SECURE CARE*	PAROLE**
Low Risk	26 18.7%	8 23.5%
Medium Risk	51 36.7%	14 41.2%
High Risk	62 44.6%	12 35.3%
TOTAL	139 100%	34 100%

* At the time this document was published, all youth may not have been assessed.

** Parole includes Community Supervision, Interstate Out and Abscond.

AGENCY PRIOR REFERRALS

The number of times a youth was involved in the juvenile justice system prior to commitment to AZDJC as of the last day of the month.

CATEGORY	SECURE CARE	PAROLE
1 to 3 Referrals	23	6
4 to 6 Referrals	18	5
7 to 9 Referrals	29	6
10 to 12 Referrals	21	9
13 or More Referrals	48	10
TOTAL	139	36

AGENCY PRIOR ADJUDICATIONS

The number of times a youth was involved in the juvenile justice system prior to commitment to AZDJC as of the last day of the month.

CATEGORY	SECURE CARE	PAROLE
1 Adjudication	26	13
2 to 3 Adjudications	60	12
4 to 5 Adjudications	34	7
6 to 7 Adjudications	13	3
8 or More Adjudications	6	1
TOTAL	139	36

AGENCY PRIOR COMMITMENT OFFENSES

The most serious offense committed by the youth prior to commitment to AZDJC as of the last day of the month.

CATEGORY	SECURE CARE	PAROLE
Public Order Offenses	8	5
Crimes Against Persons	50	10
Property Offenses	28	5
Other Offenses	27	7
Weapon Offenses	16	2
Drug Offenses	10	7
Non-Delinquent Offenses	0	0
TOTAL	139	36

CLINICAL SERVICES

During the intake assessment, we identify and prescribe treatment to address criminogenic and non-criminogenic factors. Content represents the minimum treatment duration and number of youth prescribe treatment as of the last day of the month. Youth may be enrolled in more than one program.

CATEGORY	DURATION	YOUTH
Dialectical Behavior Therapy	6 Months	139
Seven Challenges	6 Months	53
Aggression Replacement Therapy	10 Weeks	22
Stages of Accomplishment (1)	6 Months	16
Sex Trafficking Awareness & Recovery (2)	11 Weeks	2

1. Stages of Accomplishment – Individual formalized treatment.
2. Sex Trafficking Awareness & Recovery – Prescribed for female youth only.

EDUCATION SERVICES

Number of youth enrolled in all school programs as of the last day of the month. Youth may be enrolled in more than one program.

CATEGORY	SECURE CARE
Enrolled in School	137
Out to Court / Detention – Not Enrolled in School	2
Enrolled in Career Technical Education	50
Enrolled in IDEA / Section 504 (Special Education)	45
GED Certificates Awarded (FY 23)	1
High School Diplomas Awarded (FY 23)	1

EDUCATION SERVICES WHILE ON PAROLE

Number of youth enrolled in school or work activities while on Parole as of the last day of the month. Youth may be enrolled in more than one program.

CATEGORY	PAROLE
Enrolled in School	10
GED Preparation	2
Post-Secondary School	0
Vocational Training	1
Employment	4

HEALTH SERVICES

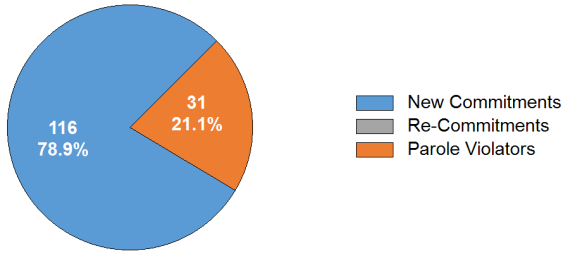
Number of health-related services provided to youth throughout the month.

CATEGORY	SECURE CARE
Hospital Admissions	4
Intake Medical / Dental Screenings	15
Medical Provider Visits	63
Dental Provider Visits	6
Nursing Contacts *	103
Mental Health (Psychiatric) Provider Visits	17

* Contact includes sick calls, blood work, treatment and screenings.

SECURE CARE COMMITMENT STATUS

Population by commitment status as of the last day of the month.



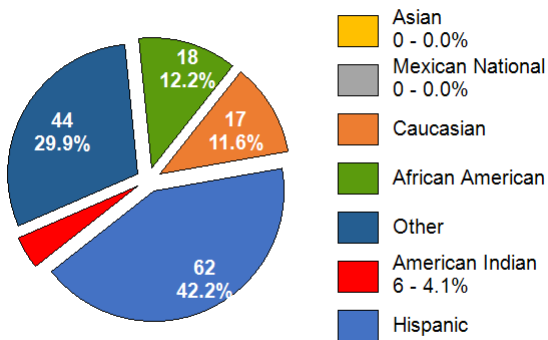
SECURE CARE COMMITTING COUNTY

Population as of the last day of the month.

COUNTY	MALE	FEMALE	TOTAL	PERCENT
Apache	1	0	1	0.7%
Cochise	6	1	7	4.8%
Coconino	0	0	0	0.0%
Gila	2	0	2	1.4%
Graham	3	0	3	2.0%
Greenlee	1	0	1	0.7%
La Paz	0	0	0	0.0%
Maricopa	75	7	82	55.8%
Mohave	7	1	8	5.4%
Navajo	1	0	1	0.7%
Pima	18	2	20	13.6%
Pinal	3	2	5	3.4%
Santa Cruz	0	0	0	0.0%
Yavapai	5	0	5	3.4%
Yuma	11	1	12	8.2%
TOTAL	133	14	147	100%

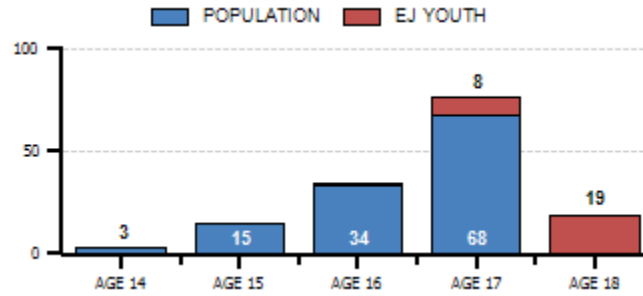
SECURE CARE ETHNIC DISTRIBUTION

Population as of the last day of the month.



SECURE CARE AGE DISTRIBUTION

A.R.S. 8-202 requires juvenile courts to retain jurisdiction over a juvenile who is at least 17 years old and who has been adjudicated delinquent, until the person reaches 19 years old. This requires the court to order continued services until the juvenile reaches 19 years old or services are terminated by the court. Content represents population as of the last day of the month, highlighting our Extended Jurisdiction (EJ) youth.



LENGTH OF STAY

Since July 1, 2022 (FY 23), AZDJC released 50 youth from its population, excluding revocations, who served an average of 7.8 months.

CATEGORY	6 MONTHS OR LESS	6 TO 12 MONTHS	12 MONTHS OR GREATER
Released to Parole	4	16	6
Aged Out (18-19)	15	5	3
Convicted as an Adult	0	0	1
ICE Discharge	0	0	0
Recalled by Court	0	0	0
Other	0	0	0
TOTAL	19	21	10

RECIDIVISM RATES

Represents youth identified by the year they were released, who returned to custody with AZDJC or ADC following their release from Secure Care.

LENGTH OF FOLLOW-UP	NEW OFFENSES & TECHNICAL VIOLATIONS	NEW OFFENSES	SEXUAL OFFENSES
2020 Releases (12 Months)	32.5%	24.5%	0.00%
2019 Releases (24 Months)	40.7%	27.5%	0.00%
2018 Releases (36 Months)	44.0%	26.1%	0.00%

RESTORATIVE JUSTICE

Represents services provided to victims and restitution collected from youth. As of September 30st, 2023, 16 victims (10.88%) are registered.

CATEGORY	THIS MONTH	FY 23 (YTD)
Victims Registered	0	16
Victim Notifications	10	23
Victim Notification of Release	5	11
Victim Services Provided	88	284
Victim Restitution Collected	\$102.16	\$102.16

ARIZONA DEPARTMENT OF JUVENILE CORRECTIONS

JUST THE FACTS

Our Vision is to be a nationally recognized leader that advances public safety through the rehabilitation of seriously delinquent youth.

SEPTEMBER 2022

DOUGLAS A. DUCEY
GOVERNOR

DOUG SARGENT
DIRECTOR

ARIZONA DEPARTMENT OF
JUVENILE CORRECTIONS
100 North 15th Avenue Suite 103
Phoenix, Arizona 85007
www.azdjcc.gov

This publication provides preliminary data. Please refer to our online reports for the most current statistics. Thank you.

Published October 17, 2022

AGENCY CENSUS

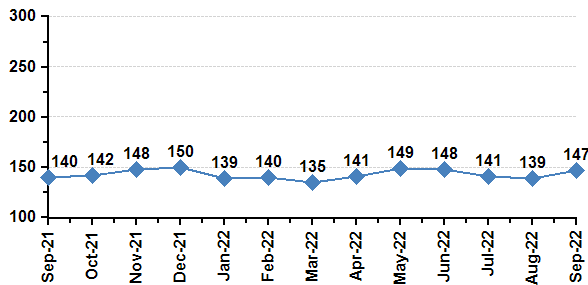
Population as of the last day of the month.

CATEGORY	MALE	FEMALE	TOTAL
Secure Care	133	14	147
Parole – Community Supervision	18	6	24
Parole – Interstate In	77	11	88
Parole – Interstate Out	0	0	0
Parole – Abscond / Warrant	6	2	8
Probation – Interstate Out	31	7	38
TOTAL	265	40	305

AZDJC currently supervises 35 extended jurisdiction youth. There are 25 males, and 2 female in Secure Care as well as 7 males and 1 female on Parole. Dually involved youth, (Department of Child Safety) represents 29 (16.20%) of our Secure Care and Parole* populations.

SECURE CARE POPULATION TREND

Content represents a thirteen-month population trend as of the last day of the month. Data reflects a 5% increase since September 2021.



SECURE CARE POPULATION DETAIL

Population admissions and releases during the month.

POPULATION AS OF AUGUST 31, 2022				139
ADMISSIONS	MALE	FEMALE	TOTAL	
New Commitment	13	1	14	
Parole Violator	2	2	4	
Re-Commitment	0	0	0	
Pending Suspension/Revocation	5	1	6	
TOTAL	20	4	24	
RELEASES	MALE	FEMALE	TOTAL	
Released to Parole	5	2	7	
Aged Out (18-19)	5	0	5	
Convicted as an Adult	1	0	1	
ICE Discharge	0	0	0	
Other	0	0	0	
From Pending Sus/Rev	1	2	3	
TOTAL	12	4	16	
POPULATION AS OF SEPTEMBER 30, 2022				147

AGENCY RISK LEVELS

Population risk to recidivate based upon the Arizona Juvenile Assessment System (AZYAS) Assessment Tool as of the last day of the month.

CATEGORY	SECURE CARE*	PAROLE**
Low Risk	28 19.0%	7 22.6%
Moderate Risk	58 39.5%	13 41.9%
High Risk	61 41.5%	11 35.5%
TOTAL	147 100%	31 100%

* At the time this document was published, all youth may not have been assessed.

** Parole includes Community Supervision, Interstate Out and Abscond.

AGENCY PRIOR REFERRALS

The number of times a youth was involved in the juvenile justice system prior to commitment to AZDJC as of the last day of the month.

CATEGORY	SECURE CARE	PAROLE
1 to 3 Referrals	23	7
4 to 6 Referrals	23	4
7 to 9 Referrals	26	5
10 to 12 Referrals	22	9
13 or More Referrals	53	7
TOTAL	147	32

AGENCY PRIOR ADJUDICATIONS

The number of times a youth was involved in the juvenile justice system prior to commitment to AZDJC as of the last day of the month.

CATEGORY	SECURE CARE	PAROLE
1 Adjudication	27	12
2 to 3 Adjudications	62	12
4 to 5 Adjudications	39	5
6 to 7 Adjudications	14	2
8 or More Adjudications	5	1
TOTAL	147	32

AGENCY PRIOR COMMITMENT OFFENSES

The most serious offense committed by the youth prior to commitment to AZDJC as of the last day of the month.

CATEGORY	SECURE CARE	PAROLE
Public Order Offenses	7	4
Crimes Against Persons	58	8
Property Offenses	28	6
Other Offenses	27	6
Weapon Offenses	16	2
Drug Offenses	11	6
Non-Delinquent Offenses	0	0
TOTAL	147	32

CLINICAL SERVICES

During the intake assessment, we identify and prescribe treatment to address criminogenic and non-criminogenic factors. Content represents the minimum treatment duration and number of youth prescribe treatment as of the last day of the month. Youth may be enrolled in more than one program.

CATEGORY	DURATION	YOUTH
Dialectical Behavior Therapy	6 Months	147
Seven Challenges	6 Months	55
Aggression Replacement Therapy	10 Weeks	33
Stages of Accomplishment (1)	6 Months	15
Sex Trafficking Awareness & Recovery (2)	11 Weeks	2

1. Stages of Accomplishment – Individual formalized treatment.
2. Sex Trafficking Awareness & Recovery – Prescribed for female youth only.

EDUCATION SERVICES

Number of youth enrolled in all school programs as of the last day of the month. Youth may be enrolled in more than one program.

CATEGORY	SECURE CARE
Enrolled in School	141
Out to Court / Detention – Not Enrolled in School	5
Enrolled in Career Technical Education	66
Enrolled in IDEA / Section 504 (Special Education)	46
GED Certificates Awarded (FY 23)	3
High School Diplomas Awarded (FY 23)	1

EDUCATION SERVICES WHILE ON PAROLE

Number of youth enrolled in school or work activities while on Parole as of the last day of the month. Youth may be enrolled in more than one program.

CATEGORY	PAROLE
Enrolled in School	11
GED Preparation	7
Post-Secondary School	1
Vocational Training	0
Employment	10

HEALTH SERVICES

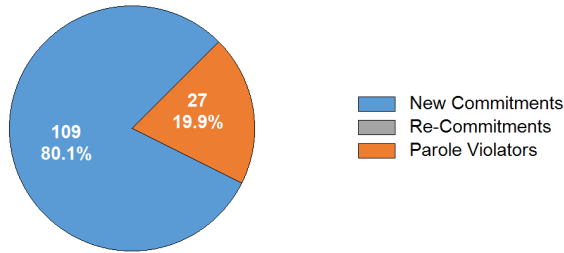
Number of health-related services provided to youth throughout the month.

CATEGORY	SECURE CARE
Hospital Admissions	2
Intake Medical / Dental Screenings	22
Medical Provider Visits	31
Dental Provider Visits	10
Nursing Contacts *	128
Mental Health (Psychiatric) Provider Visits	32

* Contact includes sick calls, blood work, treatment and screenings.

SECURE CARE COMMITMENT STATUS

Population by commitment status as of the last day of the month.



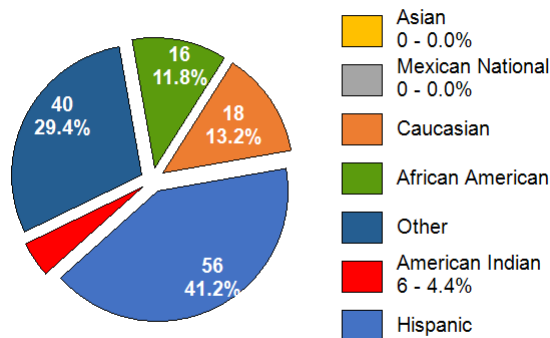
SECURE CARE COMMITTING COUNTY

Population as of the last day of the month.

COUNTY	MALE	FEMALE	TOTAL	PERCENT
Apache	1	0	1	0.7%
Cochise	6	1	7	5.1%
Coconino	0	0	0	0.0%
Gila	2	0	2	1.5%
Graham	2	0	2	1.5%
Greenlee	1	0	1	0.7%
La Paz	0	0	0	0.0%
Maricopa	64	7	71	52.2%
Mohave	8	2	10	7.4%
Navajo	1	0	1	0.7%
Pima	19	2	21	15.4%
Pinal	2	2	4	2.9%
Santa Cruz	0	0	0	0.0%
Yavapai	5	1	6	4.4%
Yuma	9	1	10	7.4%
TOTAL	120	16	136	100%

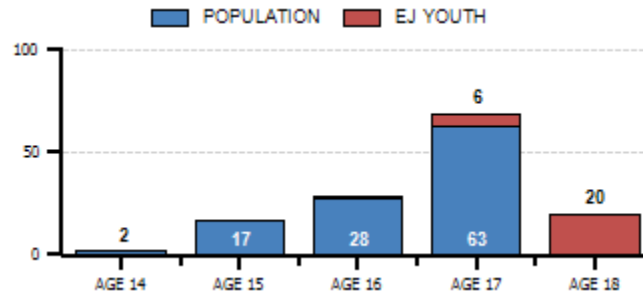
SECURE CARE ETHNIC DISTRIBUTION

Population as of the last day of the month.



SECURE CARE AGE DISTRIBUTION

A.R.S. 8-202 requires juvenile courts to retain jurisdiction over a juvenile who is at least 17 years old and who has been adjudicated delinquent, until the person reaches 19 years old. This requires the court to order continued services until the juvenile reaches 19 years old or services are terminated by the court. Content represents population as of the last day of the month, highlighting our Extended Jurisdiction (EJ) youth.



LENGTH OF STAY

Since July 1, 2022 (FY 23), AZDJC released 67 youth from its population, excluding revocations, who served an average of 8.2 months.

CATEGORY	6 MONTHS OR LESS	6 TO 12 MONTHS	12 MONTHS OR GREATER
Released to Parole	4	18	8
Aged Out (18-19)	20	8	5
Convicted as an Adult	0	0	1
ICE Discharge	0	0	0
Recalled by Court	0	0	0
Other	1	1	1
TOTAL	25	27	15

RECIDIVISM RATES

Represents youth identified by the year they were released, who returned to custody with AZDJC or ADC following their release from Secure Care.

LENGTH OF FOLLOW-UP	NEW OFFENSES & TECHNICAL VIOLATIONS	NEW OFFENSES	SEXUAL OFFENSES
2020 Releases (12 Months)	32.5%	24.5%	0.00%
2019 Releases (24 Months)	40.7%	27.5%	0.00%
2018 Releases (36 Months)	44.0%	26.1%	0.00%

RESTORATIVE JUSTICE

Represents services provided to victims and restitution collected from youth. As of October 31st, 2023, 16 victims (11.76%) are registered.

CATEGORY	THIS MONTH	FY 23 (YTD)
Victims Registered	0	16
Victim Notifications	8	31
Victim Notification of Release	6	17
Victim Services Provided	108	392
Victim Restitution Collected	\$14.28	\$116.44

ARIZONA DEPARTMENT OF JUVENILE CORRECTIONS

JUST THE FACTS

Our Vision is to be a nationally recognized leader that advances public safety through the rehabilitation of seriously delinquent youth.

OCTOBER 2022

DOUGLAS A. DUCEY
GOVERNOR

DOUG SARGENT
DIRECTOR

ARIZONA DEPARTMENT OF
JUVENILE CORRECTIONS
100 North 15th Avenue Suite 103
Phoenix, Arizona 85007
www.azdjcc.gov

This publication provides preliminary data. Please refer to our online reports for the most current statistics. Thank you.

Published November 23, 2022

AGENCY CENSUS

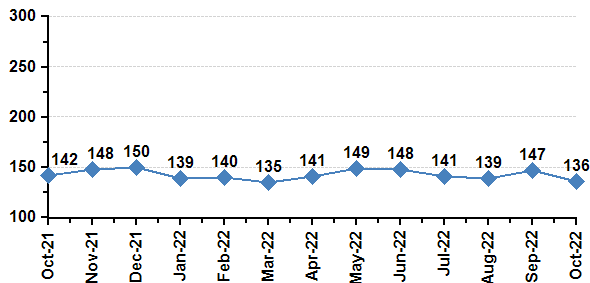
Population as of the last day of the month.

CATEGORY	MALE	FEMALE	TOTAL
Secure Care	120	16	136
Parole – Community Supervision	20	4	24
Parole – Interstate In	71	12	83
Parole – Interstate Out	0	0	0
Parole – Abscond / Warrant	7	3	10
Probation – Interstate Out	34	8	42
TOTAL	252	43	295

AZDJC currently supervises 34 extended jurisdiction youth. There are 22 males, and 4 female in Secure Care as well as 7 males and 1 female on Parole. Dually involved youth, (Department of Child Safety) represents 25 (14.62%) of our Secure Care and Parole* populations.

SECURE CARE POPULATION TREND

Content represents a thirteen-month population trend as of the last day of the month. Data reflects a 4.22% decrease since October 2021.



SECURE CARE POPULATION DETAIL

Population admissions and releases during the month.

POPULATION AS OF SEPTEMBER 30, 2022			
			147
ADMISSIONS	MALE	FEMALE	TOTAL
New Commitment	4	2	6
Parole Violator	1	0	1
Re-Commitment	0	0	0
Pending Suspension/Revocation	1	0	1
TOTAL	6	2	8
RELEASES	MALE	FEMALE	TOTAL
Released to Parole	4	0	4
Aged Out (18-19)	10	0	10
Convicted as an Adult	0	0	0
ICE Discharge	0	0	0
Other	3	0	3
From Pending Sus/Rev	2	0	2
TOTAL	19	0	19
POPULATION AS OF OCTOBER 31, 2022			
			136

AGENCY RISK LEVELS

Population risk to recidivate based upon the Arizona Juvenile Assessment System (AZYAS) Assessment Tool as of the last day of the month.

CATEGORY	SECURE CARE*	PAROLE**
Low Risk	27 19.9%	7 21.9%
Moderate Risk	54 39.7%	13 40.6%
High Risk	55 40.4%	12 37.5%
TOTAL	136 100%	32 100%

* At the time this document was published, all youth may not have been assessed.

** Parole includes Community Supervision, Interstate Out and Abscond.

AGENCY PRIOR REFERRALS

The number of times a youth was involved in the juvenile justice system prior to commitment to AZDJC as of the last day of the month.

CATEGORY	SECURE CARE	PAROLE
1 to 3 Referrals	23	7
4 to 6 Referrals	19	5
7 to 9 Referrals	27	6
10 to 12 Referrals	20	8
13 or More Referrals	47	8
TOTAL	136	34

AGENCY PRIOR ADJUDICATIONS

The number of times a youth was involved in the juvenile justice system prior to commitment to AZDJC as of the last day of the month.

CATEGORY	SECURE CARE	PAROLE
1 Adjudication	26	12
2 to 3 Adjudications	56	13
4 to 5 Adjudications	38	6
6 to 7 Adjudications	12	3
8 or More Adjudications	4	0
TOTAL	136	34

AGENCY PRIOR COMMITMENT OFFENSES

The most serious offense committed by the youth prior to commitment to AZDJC as of the last day of the month.

CATEGORY	SECURE CARE	PAROLE
Public Order Offenses	9	3
Crimes Against Persons	57	10
Other Offenses	24	8
Property Offenses	21	4
Weapon Offenses	14	3
Drug Offenses	11	6
Non-Delinquent Offenses	0	0
TOTAL	136	34

CLINICAL SERVICES

During the intake assessment, we identify and prescribe treatment to address criminogenic and non-criminogenic factors. Content represents the minimum treatment duration and number of youth prescribe treatment as of the last day of the month. Youth may be enrolled in more than one program.

CATEGORY	DURATION	YOUTH
Dialectical Behavior Therapy	6 Months	136
Seven Challenges	6 Months	53
Aggression Replacement Therapy	10 Weeks	37
Stages of Accomplishment (1)	6 Months	13
Sex Trafficking Awareness & Recovery (2)	11 Weeks	2

1. Stages of Accomplishment – Individual formalized treatment.
2. Sex Trafficking Awareness & Recovery – Prescribed for female youth only.

EDUCATION SERVICES

Number of youth enrolled in all school programs as of the last day of the month. Youth may be enrolled in more than one program.

CATEGORY	SECURE CARE
Enrolled in School	130
Out to Court / Detention – Not Enrolled in School	1
Enrolled in Career Technical Education	66
Enrolled in IDEA / Section 504 (Special Education)	44
GED Certificates Awarded (FY 23)	11
High School Diplomas Awarded (FY 23)	1

EDUCATION SERVICES WHILE ON PAROLE

Number of youth enrolled in school or work activities while on Parole as of the last day of the month. Youth may be enrolled in more than one program.

CATEGORY	PAROLE
Enrolled in School	11
GED Preparation	6
Post-Secondary School	1
Vocational Training	0
Employment	5

HEALTH SERVICES

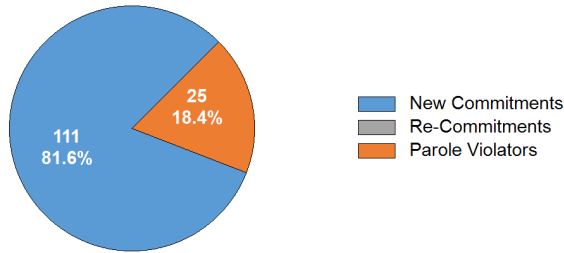
Number of health-related services provided to youth throughout the month.

CATEGORY	SECURE CARE
Hospital Admissions	4
Intake Medical / Dental Screenings	8
Medical Provider Visits	23
Dental Provider Visits	30
Nursing Contacts *	174
Mental Health (Psychiatric) Provider Visits	43

* Contact includes sick calls, blood work, treatment and screenings.

SECURE CARE COMMITMENT STATUS

Population by commitment status as of the last day of the month.



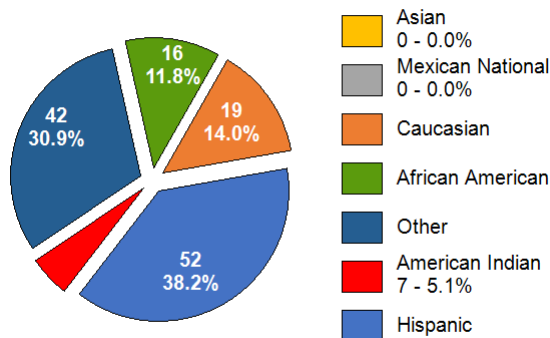
SECURE CARE COMMITTING COUNTY

Population as of the last day of the month.

COUNTY	MALE	FEMALE	TOTAL	PERCENT
Apache	2	0	2	1.5%
Cochise	6	1	7	5.1%
Coconino	0	0	0	0.0%
Gila	2	0	2	1.5%
Graham	3	0	3	2.2%
Greenlee	1	0	1	0.7%
La Paz	0	0	0	0.0%
Maricopa	60	8	68	50.0%
Mohave	9	2	11	8.1%
Navajo	1	0	1	0.7%
Pima	18	2	20	14.7%
Pinal	2	2	4	2.9%
Santa Cruz	0	0	0	0.0%
Yavapai	8	1	9	6.6%
Yuma	7	1	8	5.9%
TOTAL	119	17	136	100%

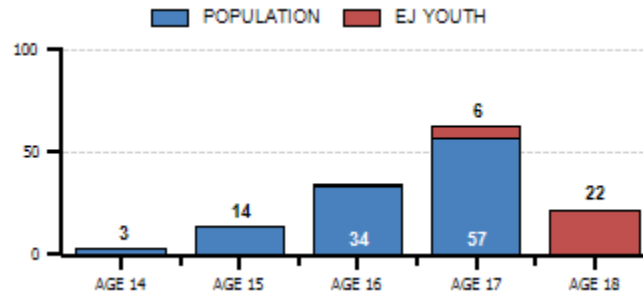
SECURE CARE ETHNIC DISTRIBUTION

Population as of the last day of the month.



SECURE CARE AGE DISTRIBUTION

A.R.S. 8-202 requires juvenile courts to retain jurisdiction over a juvenile who is at least 17 years old and who has been adjudicated delinquent, until the person reaches 19 years old. This requires the court to order continued services until the juvenile reaches 19 years old or services are terminated by the court. Content represents population as of the last day of the month, highlighting our Extended Jurisdiction (EJ) youth.



LENGTH OF STAY

Since July 1, 2022 (FY 23), the ADJC released 79 youth from its population, excluding revocations, who served an average of 8.8 months.

CATEGORY	6 MONTHS OR LESS	6 TO 12 MONTHS	12 MONTHS OR GREATER
Released to Parole	5	21	9
Aged Out (18-19)	21	10	8
Convicted as an Adult	0	0	1
ICE Discharge	0	0	0
Recalled by Court	0	0	0
Other	1	1	1
TOTAL	27	32	19

RECIDIVISM RATES

Represents youth identified by the year they were released, who returned to custody with AZDJC or ADC following their release from Secure Care.

LENGTH OF FOLLOW-UP	NEW OFFENSES & TECHNICAL VIOLATIONS	NEW OFFENSES	SEXUAL OFFENSES
2020 Releases (12 Months)	32.5%	24.5%	0.00%
2019 Releases (24 Months)	40.7%	27.5%	0.00%
2018 Releases (36 Months)	44.0%	26.1%	0.00%

RESTORATIVE JUSTICE

Represents services provided to victims and restitution collected from youth. As of November 30th, 2022, 21 victims (15.44%) are registered.

CATEGORY	THIS MONTH	FY 23 (YTD)
Victims Registered	5	21
Victim Notifications	6	37
Victim Notification of Release	1	18
Victim Services Provided	215	607
Victim Restitution Collected	\$18.82	\$135.26

ARIZONA DEPARTMENT OF JUVENILE CORRECTIONS

JUST THE FACTS

Our Vision is to be a nationally recognized leader that advances public safety through the rehabilitation of seriously delinquent youth.

NOVEMBER 2022

KATIE HOBBS
GOVERNOR

DOUG SARGENT
DIRECTOR

ARIZONA DEPARTMENT OF
JUVENILE CORRECTIONS
100 North 15th Avenue Suite 103
Phoenix, Arizona 85007
www.azdjcc.gov

This publication provides preliminary data. Please refer to our online reports for the most current statistics. Thank you.

Published January 25, 2023

AGENCY CENSUS

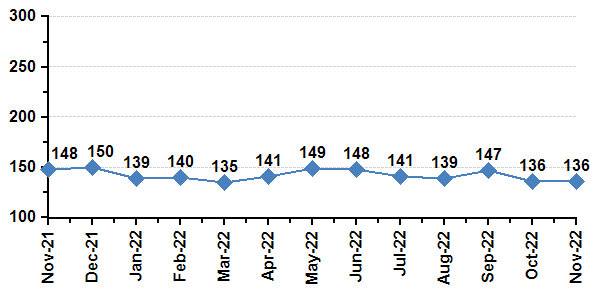
Population as of the last day of the month.

CATEGORY	MALE	FEMALE	TOTAL
Secure Care	119	17	136
Parole – Community Supervision	21	3	24
Parole – Interstate In	73	12	85
Parole – Interstate Out	0	0	0
Parole – Abscond / Warrant	6	4	10
Probation – Interstate Out	31	9	40
TOTAL	250	45	295

The ADJC currently supervises 33 extended jurisdiction youth. There are 24 males, and 4 females in Secure Care as well as 4 males and 1 female on Parole. Dually involved youth, (Department of Child Safety) represents 30 (17.44%) of our Secure Care and Parole* populations.

SECURE CARE POPULATION TREND

Content represents a thirteen-month population trend as of the last day of the month. Data reflects an 8.11% decrease since November 2021.



SECURE CARE POPULATION DETAIL

Population admissions and releases during the month.

POPULATION AS OF OCTOBER 31, 2022				136
ADMISSIONS	MALE	FEMALE	TOTAL	
New Commitment	9	1	10	
Parole Violator	0	0	0	
Re-Commitment	0	0	0	
Pending Suspension/Revocation	2	0	2	
TOTAL	11	1	12	
RELEASES	MALE	FEMALE	TOTAL	
Released to Parole	6	0	6	
Aged Out (18-19)	6	0	6	
Convicted as an Adult	0	0	0	
ICE Discharge	0	0	0	
Other	0	0	0	
From Pending Sus/Rev	0	0	0	
TOTAL	12	0	12	
POPULATION AS OF NOVEMBER 30, 2022				136

AGENCY RISK LEVELS

Population risk to recidivate based upon the Arizona Juvenile Assessment System (AZYAS) Assessment Tool as of the last day of the month.

CATEGORY	SECURE CARE*	PAROLE**
Low Risk	28 20.6%	6 19.4%
Moderate Risk	57 41.9%	12 38.7%
High Risk	51 37.5%	13 41.9%
TOTAL	136 100%	31 100%

* At the time this document was published, all youth may not have been assessed.

** Parole includes Community Supervision, Interstate Out and Abscond.

AGENCY PRIOR REFERRALS

The number of times a youth was involved in the juvenile justice system prior to commitment to AZDJC as of the last day of the month.

CATEGORY	SECURE CARE	PAROLE
1 to 3 Referrals	22	8
4 to 6 Referrals	20	5
7 to 9 Referrals	26	4
10 to 12 Referrals	20	8
13 or More Referrals	48	9
TOTAL	136	34

AGENCY PRIOR ADJUDICATIONS

The number of times a youth was involved in the juvenile justice system prior to commitment to AZDJC as of the last day of the month.

CATEGORY	SECURE CARE	PAROLE
1 Adjudication	27	12
2 to 3 Adjudications	55	12
4 to 5 Adjudications	38	5
6 to 7 Adjudications	12	4
8 or More Adjudications	4	1
TOTAL	136	34

AGENCY PRIOR COMMITMENT OFFENSES

The most serious offense committed by the youth prior to commitment to AZDJC as of the last day of the month.

CATEGORY	SECURE CARE	PAROLE
Crimes Against Persons	55	10
Property Offenses	25	3
Other Offenses	22	9
Weapon Offenses	13	4
Drug Offenses	11	6
Public Order Offenses	10	2
Non-Delinquent Offenses	0	0
TOTAL	136	34

CLINICAL SERVICES

During the intake assessment, we identify and prescribe treatment to address criminogenic and non-criminogenic factors. Content represents the minimum treatment duration and number of youth prescribe treatment as of the last day of the month. Youth may be enrolled in more than one program.

CATEGORY	DURATION	YOUTH
Dialectical Behavior Therapy	6 Months	136
Seven Challenges	6 Months	50
Aggression Replacement Therapy	10 Weeks	40
Stages of Accomplishment (1)	6 Months	15
Sex Trafficking Awareness & Recovery (2)	11 Weeks	3

1. Stages of Accomplishment – Individual formalized treatment.
2. Sex Trafficking Awareness & Recovery – Prescribed for female youth only.

EDUCATION SERVICES

Number of youth enrolled in all school programs as of the last day of the month. Youth may be enrolled in more than one program.

CATEGORY	SECURE CARE
Enrolled in School	130
Out to Court / Detention – Not Enrolled in School	7
Enrolled in Career Technical Education	67
Enrolled in IDEA / Section 504 (Special Education)	42
GED Certificates Awarded (FY 23)	15
High School Diplomas Awarded (FY 23)	4

EDUCATION SERVICES WHILE ON PAROLE

Number of youth enrolled in school or work activities while on Parole as of the last day of the month. Youth may be enrolled in more than one program.

CATEGORY	PAROLE
Enrolled in School	11
GED Preparation	2
Post-Secondary School	1
Vocational Training	0
Employment	7

HEALTH SERVICES

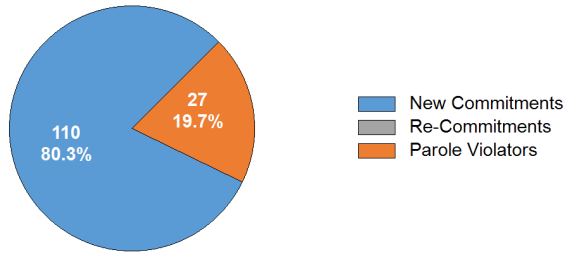
Number of health-related services provided to youth throughout the month.

CATEGORY	SECURE CARE
Hospital Admissions	7
Intake Medical / Dental Screenings	0
Medical Provider Visits	34
Dental Provider Visits	19
Nursing Contacts *	125
Mental Health (Psychiatric) Provider Visits	13

* Contact includes sick calls, blood work, treatment and screenings.

SECURE CARE COMMITMENT STATUS

Population by commitment status as of the last day of the month.



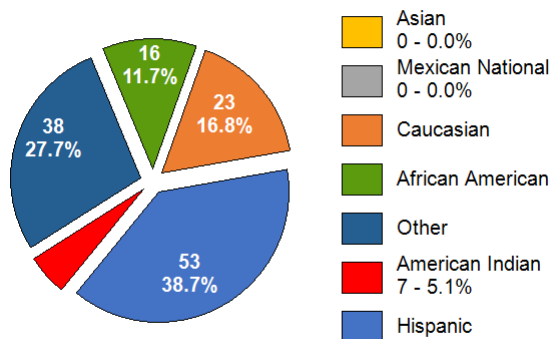
SECURE CARE COMMITTING COUNTY

Population as of the last day of the month.

COUNTY	MALE	FEMALE	TOTAL	PERCENT
Apache	2	0	2	1.5%
Cochise	5	1	6	4.4%
Coconino	0	0	0	0.0%
Gila	3	0	3	2.2%
Graham	4	1	5	3.6%
Greenlee	1	0	1	0.7%
La Paz	0	0	0	0.0%
Maricopa	61	8	69	50.4%
Mohave	9	2	11	8.0%
Navajo	1	0	1	0.7%
Pima	16	3	19	13.9%
Pinal	2	2	4	2.9%
Santa Cruz	0	0	0	0.0%
Yavapai	8	1	9	6.6%
Yuma	6	1	7	5.1%
TOTAL	118	19	137	100%

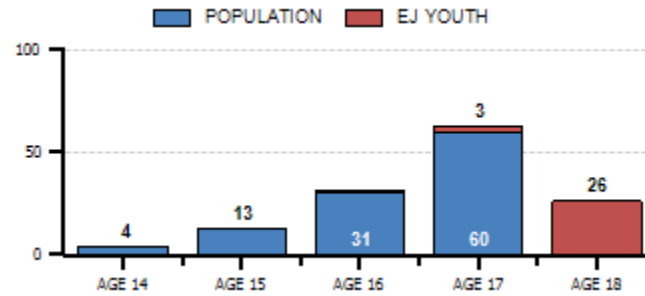
SECURE CARE ETHNIC DISTRIBUTION

Population as of the last day of the month.



SECURE CARE AGE DISTRIBUTION

A.R.S. 8-202 requires juvenile courts to retain jurisdiction over a juvenile who is at least 17 years old and who has been adjudicated delinquent, until the person reaches 19 years old. This requires the court to order continued services until the juvenile reaches 19 years old or services are terminated by the court. Content represents population as of the last day of the month, highlighting our Extended Jurisdiction (EJ) youth.



LENGTH OF STAY

Since July 1, 2022 (FY 23), the ADJC released 90 youth from its population, excluding revocations, who served an average of 8.7 months.

CATEGORY	6 MONTHS OR LESS	6 TO 12 MONTHS	12 MONTHS OR GREATER
Released to Parole	5	30	10
Aged Out (18-19)	22	11	8
Convicted as an Adult	0	0	1
ICE Discharge	0	0	0
Recalled by Court	0	0	0
Other	1	1	1
TOTAL	28	42	20

RECIDIVISM RATES

Represents youth identified by the year they were released, who returned to custody with AZDJC or ADC following their release from Secure Care.

LENGTH OF FOLLOW-UP	NEW OFFENSES & TECHNICAL VIOLATIONS	NEW OFFENSES	SEXUAL OFFENSES
2020 Releases (12 Months)	32.5%	24.5%	0.00%
2019 Releases (24 Months)	40.7%	27.5%	0.00%
2018 Releases (36 Months)	44.0%	26.1%	0.00%

RESTORATIVE JUSTICE

Represents services provided to victims and restitution collected from youth. As of December 31st, 2022, 24 victims (17.51%) are registered

CATEGORY	THIS MONTH	FY 23 (YTD)
Victims Registered	3	24
Victim Notifications	7	44
Victim Notification of Release	2	20
Victim Services Provided	202	809
Victim Restitution Collected	\$0.00	\$135.26

ARIZONA DEPARTMENT OF JUVENILE CORRECTIONS

JUST THE FACTS

Our Vision is to be a nationally recognized leader that advances public safety through the rehabilitation of seriously delinquent youth.

DECEMBER 2022

KATIE HOBBS
GOVERNOR

DOUG SARGENT
DIRECTOR

ARIZONA DEPARTMENT OF
JUVENILE CORRECTIONS
100 North 15th Avenue Suite 103
Phoenix, Arizona 85007
www.azdjcc.gov

This publication provides preliminary data. Please refer to our online reports for the most current statistics. Thank you.

Published January 25, 2023

AGENCY CENSUS

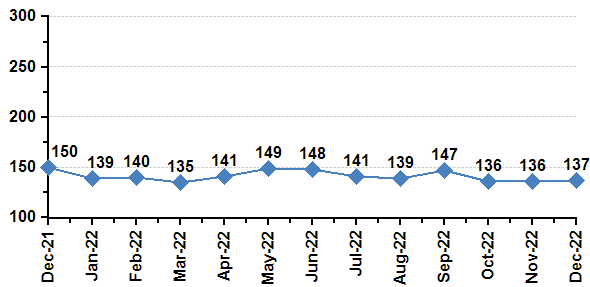
Population as of the last day of the month.

CATEGORY	MALE	FEMALE	TOTAL
Secure Care	118	19	137
Parole – Community Supervision	28	1	29
Parole – Interstate In	78	14	92
Parole – Interstate Out	0	0	0
Parole – Abscond / Warrant	5	2	7
Probation – Interstate Out	29	8	37
TOTAL	258	44	302

The ADJC currently supervises 29 extended jurisdiction youth. There are 25 males, and 3 females in Secure Care as well as 1 male and 0 females on Parole. Dually involved youth, (Department of Child Safety) represents 30 (16.94%) of our Secure Care and Parole* populations

SECURE CARE POPULATION TREND

Content represents a thirteen-month population trend as of the last day of the month. Data reflects an 8.67% decrease since December 2021.



SECURE CARE POPULATION DETAIL

Population admissions and releases during the month.

POPULATION AS OF NOVEMBER 30, 2022				136
ADMISSIONS	MALE	FEMALE	TOTAL	
New Commitment	8	1	9	
Parole Violator	1	1	2	
Re-Commitment	0	0	0	
Pending Suspension/Revocation	1	1	2	
TOTAL	10	3	13	
RELEASES	MALE	FEMALE	TOTAL	
Released to Parole	10	0	10	
Aged Out (18-19)	1	0	1	
Convicted as an Adult	0	0	0	
ICE Discharge	0	0	0	
Other	0	0	0	
From Pending Sus/Rev	0	1	1	
TOTAL	11	1	12	
POPULATION AS OF DECEMBER 31, 2022				137

AGENCY RISK LEVELS

Population risk to recidivate based upon the Arizona Juvenile Assessment System (AZYAS) Assessment Tool as of the last day of the month.

CATEGORY	SECURE CARE*	PAROLE**
Low Risk	27 19.7%	3 9.1%
Moderate Risk	59 43.1%	13 39.4%
High Risk	51 37.2%	17 51.5%
TOTAL	137 100%	33 100%

* At the time this document was published, all youth may not have been assessed.

** Parole includes Community Supervision, Interstate Out and Abscond.

AGENCY PRIOR REFERRALS

The number of times a youth was involved in the juvenile justice system prior to commitment to AZDJC as of the last day of the month.

CATEGORY	SECURE CARE	PAROLE
1 to 3 Referrals	21	7
4 to 6 Referrals	18	7
7 to 9 Referrals	27	5
10 to 12 Referrals	23	8
13 or More Referrals	48	9
TOTAL	137	36

AGENCY PRIOR ADJUDICATIONS

The number of times a youth was involved in the juvenile justice system prior to commitment to AZDJC as of the last day of the month.

CATEGORY	SECURE CARE	PAROLE
1 Adjudication	31	9
2 to 3 Adjudications	48	17
4 to 5 Adjudications	41	6
6 to 7 Adjudications	13	3
8 or More Adjudications	4	1
TOTAL	137	36

AGENCY PRIOR COMMITMENT OFFENSES

The most serious offense committed by the youth prior to commitment to AZDJC as of the last day of the month.

CATEGORY	SECURE CARE	PAROLE
Crimes Against Persons	55	10
Property Offenses	27	3
Other Offenses	22	11
Public Order Offenses	12	2
Weapon Offenses	11	4
Drug Offenses	10	6
Non-Delinquent Offenses	0	0
TOTAL	137	36

CLINICAL SERVICES

During the intake assessment, we identify and prescribe treatment to address criminogenic and non-criminogenic factors. Content represents the minimum treatment duration and number of youth prescribe treatment as of the last day of the month. Youth may be enrolled in more than one program.

CATEGORY	DURATION	YOUTH
Dialectical Behavior Therapy		137
Seven Challenges		48
Aggression Replacement Therapy		44
Stages of Accomplishment (1)		14
Sex Trafficking Awareness & Recovery (2)		4

1. Stages of Accomplishment – Individual formalized treatment.
2. Sex Trafficking Awareness & Recovery – Prescribed for female youth only.

EDUCATION SERVICES

Number of youth enrolled in all school programs as of the last day of the month. Youth may be enrolled in more than one program.

CATEGORY	SECURE CARE
Enrolled in School	127
Out to Court / Detention – Not Enrolled in School	7
Enrolled in Career Technical Education	67
Enrolled in IDEA / Section 504 (Special Education)	46
GED Certificates Awarded (FY 23)	15
High School Diplomas Awarded (FY 23)	5

EDUCATION SERVICES WHILE ON PAROLE

Number of youth enrolled in school or work activities while on Parole as of the last day of the month. Youth may be enrolled in more than one program.

CATEGORY	PAROLE
Enrolled in School	11
GED Preparation	4
Post-Secondary School	2
Vocational Training	0
Employment	5

HEALTH SERVICES

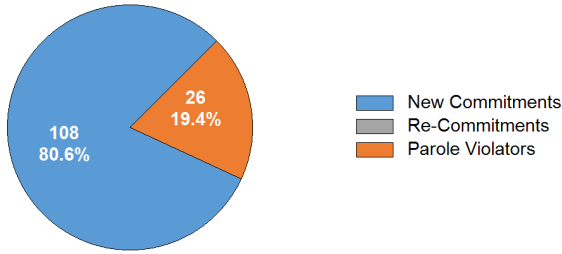
Number of health-related services provided to youth throughout the month.

CATEGORY	SECURE CARE
Hospital Admissions	10
Intake Medical / Dental Screenings	0
Medical Provider Visits	32
Dental Provider Visits	11
Nursing Contacts *	168
Mental Health (Psychiatric) Provider Visits	33

* Contact includes sick calls, blood work, treatment and screenings.

SECURE CARE COMMITMENT STATUS

Population by commitment status as of the last day of the month.



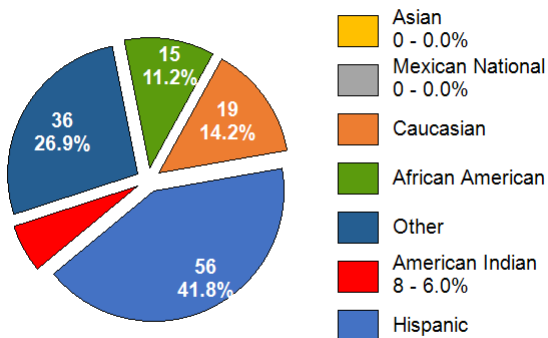
SECURE CARE COMMITTING COUNTY

Population as of the last day of the month.

COUNTY	MALE	FEMALE	TOTAL	PERCENT
Apache	2	0	2	1.5%
Cochise	5	1	6	4.5%
Coconino	0	0	0	0.0%
Gila	3	0	3	2.2%
Graham	4	1	5	3.7%
Greenlee	1	0	1	0.7%
La Paz	0	0	0	0.0%
Maricopa	61	4	65	48.5%
Mohave	8	1	9	6.7%
Navajo	1	0	1	0.7%
Pima	17	3	20	14.9%
Pinal	2	1	3	2.2%
Santa Cruz	0	0	0	0.0%
Yavapai	9	0	9	6.7%
Yuma	8	2	10	7.5%
TOTAL	121	13	134	100%

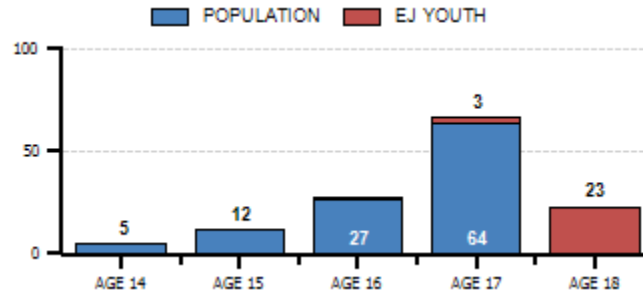
SECURE CARE ETHNIC DISTRIBUTION

Population as of the last day of the month.



SECURE CARE AGE DISTRIBUTION

A.R.S. 8-202 requires juvenile courts to retain jurisdiction over a juvenile who is at least 17 years old and who has been adjudicated delinquent, until the person reaches 19 years old. This requires the court to order continued services until the juvenile reaches 19 years old or services are terminated by the court. Content represents population as of the last day of the month, highlighting our Extended Jurisdiction (EJ) youth.



LENGTH OF STAY

Since July 1, 2022 (FY 23), the ADJC released 108 youth from its population, excluding revocations, who served an average of 8.8 months.

CATEGORY	6 MONTHS OR LESS	6 TO 12 MONTHS	12 MONTHS OR GREATER
Released to Parole	5	39	10
Aged Out (18-19)	22	14	10
Convicted as an Adult	0	2	1
ICE Discharge	0	0	0
Recalled by Court	0	0	0
Other	2	2	1
TOTAL	29	57	22

RECIDIVISM RATES

Represents youth identified by the year they were released, who returned to custody with AZDJC or ADC following their release from Secure Care.

LENGTH OF FOLLOW-UP	NEW OFFENSES & TECHNICAL VIOLATIONS	NEW OFFENSES	SEXUAL OFFENSES
2020 Releases (12 Months)	32.5%	24.5%	0.00%
2019 Releases (24 Months)	40.7%	27.5%	0.00%
2018 Releases (36 Months)	44.0%	26.1%	0.00%

RESTORATIVE JUSTICE

Represents services provided to victims and restitution collected from youth. As of January 31st, 2023, 24 victims (17.91%) are registered

CATEGORY	THIS MONTH	FY 23 (YTD)
Victims Registered	0	24
Victim Notifications	12	56
Victim Notification of Release	8	28
Victim Services Provided	137	946
Victim Restitution Collected	\$8.36	\$143.62

ARIZONA DEPARTMENT OF JUVENILE CORRECTIONS

JUST THE FACTS

Our Vision is to be a nationally recognized leader that advances public safety through the rehabilitation of seriously delinquent youth.

JANUARY 2023

KATIE HOBBS
GOVERNOR

DOUG SARGENT
DIRECTOR

ARIZONA DEPARTMENT OF
JUVENILE CORRECTIONS
100 North 15th Avenue Suite 103
Phoenix, Arizona 85007
www.azdjcc.gov

This publication provides preliminary data. Please refer to our online reports for the most current statistics. Thank you.

Published February 10, 2023

AGENCY CENSUS

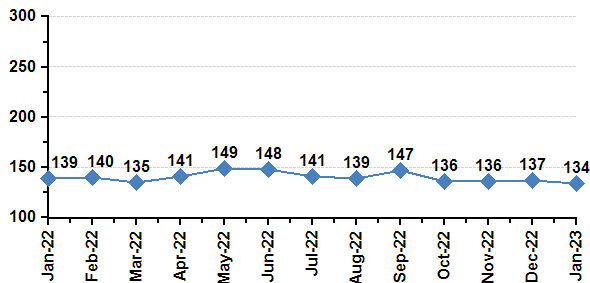
Population as of the last day of the month.

CATEGORY	MALE	FEMALE	TOTAL
Secure Care	121	13	134
Parole – Community Supervision	27	4	31
Parole – Interstate In	79	11	90
Parole – Interstate Out	0	0	0
Parole – Abscond / Warrant	2	2	4
Probation – Interstate Out	32	7	39
TOTAL	261	37	298

The ADJC currently supervises 30 extended jurisdiction youth. There are 24 males, and 2 females in Secure Care as well as 3 males and 1 female on Parole. Dually involved youth, (Department of Child Safety) represents 26 (14.94%) of our Secure Care and Parole* populations

SECURE CARE POPULATION TREND

Content represents a thirteen-month population trend as of the last day of the month. Data reflects a 3.60% decrease since January 2022.



SECURE CARE POPULATION DETAIL

Population admissions and releases during the month.

POPULATION AS OF DECEMBER 31, 2022				137
ADMISSIONS	MALE	FEMALE	TOTAL	
New Commitment	7	0	7	
Parole Violator	0	1	1	
Re-Commitment	0	0	0	
Pending Suspension/Revocation	8	0	8	
TOTAL	15	1	16	
RELEASES	MALE	FEMALE	TOTAL	
Released to Parole	4	5	9	
Aged Out (18-19)	4	1	5	
Convicted as an Adult	2	0	2	
ICE Discharge	0	0	0	
Other	1	1	2	
From Pending Sus/Rev	1	0	1	
TOTAL	12	7	19	
POPULATION AS OF JANUARY 31, 2023				134

AGENCY RISK LEVELS

Population risk to recidivate based upon the Arizona Juvenile Assessment System (AZYAS) Assessment Tool as of the last day of the month.

CATEGORY	SECURE CARE*	PAROLE**
Low Risk	27 20.1%	3 9.4%
Moderate Risk	60 44.8%	15 46.9%
High Risk	47 35.1%	14 43.8%
TOTAL	134 100%	32 100%

* At the time this document was published, all youth may not have been assessed.

** Parole includes Community Supervision, Interstate Out and Abscond.

AGENCY PRIOR REFERRALS

The number of times a youth was involved in the juvenile justice system prior to commitment to AZDJC as of the last day of the month.

CATEGORY	SECURE CARE	PAROLE
1 to 3 Referrals	20	6
4 to 6 Referrals	21	7
7 to 9 Referrals	26	5
10 to 12 Referrals	24	8
13 or More Referrals	43	9
TOTAL	134	35

AGENCY PRIOR ADJUDICATIONS

The number of times a youth was involved in the juvenile justice system prior to commitment to AZDJC as of the last day of the month.

CATEGORY	SECURE CARE	PAROLE
1 Adjudication	30	9
2 to 3 Adjudications	48	17
4 to 5 Adjudications	39	6
6 to 7 Adjudications	13	2
8 or More Adjudications	4	1
TOTAL	134	35

AGENCY PRIOR COMMITMENT OFFENSES

The most serious offense committed by the youth prior to commitment to AZDJC as of the last day of the month.

CATEGORY	SECURE CARE	PAROLE
Public Order Offenses	9	1
Crimes Against Persons	49	12
Property Offenses	29	4
Other Offenses	24	9
Weapon Offenses	13	4
Drug Offenses	10	5
Non-Delinquent Offenses	0	0
TOTAL	134	35

CLINICAL SERVICES

During the intake assessment, we identify and prescribe treatment to address criminogenic and non-criminogenic factors. Content represents the minimum treatment duration and number of youth prescribe treatment as of the last day of the month. Youth may be enrolled in more than one program.

CATEGORY	DURATION	YOUTH
Dialectical Behavior Therapy	6 Months	131
Seven Challenges	6 Months	42
Aggression Replacement Therapy	10 Weeks	46
Stages of Accomplishment (1)	6 Months	15
Sex Trafficking Awareness & Recovery (2)	11 Weeks	3

1. Stages of Accomplishment – Individual formalized treatment.
2. Sex Trafficking Awareness & Recovery – Prescribed for female youth only.

EDUCATION SERVICES

Number of youth enrolled in all school programs as of the last day of the month. Youth may be enrolled in more than one program.

CATEGORY	SECURE CARE
Enrolled in School	119
Out to Court / Detention – Not Enrolled in School	2
Enrolled in Career Technical Education	67
Enrolled in IDEA / Section 504 (Special Education)	37
GED Certificates Awarded (FY 23)	21
High School Diplomas Awarded (FY 23)	5

EDUCATION SERVICES WHILE ON PAROLE

Number of youth enrolled in school or work activities while on Parole as of the last day of the month. Youth may be enrolled in more than one program.

CATEGORY	PAROLE
Enrolled in School	12
GED Preparation	5
Post-Secondary School	2
Vocational Training	0
Employment	6

HEALTH SERVICES

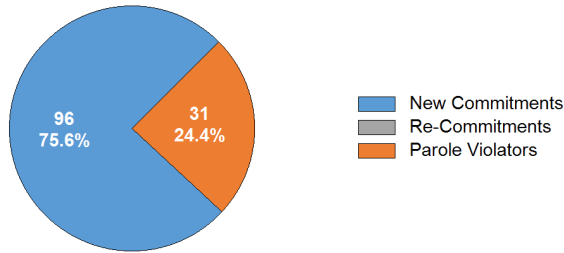
Number of health-related services provided to youth throughout the month.

CATEGORY	SECURE CARE
Hospital Admissions	6
Intake Medical / Dental Screenings	16
Medical Provider Visits	52
Dental Provider Visits	13
Nursing Contacts *	169
Mental Health (Psychiatric) Provider Visits	28

* Contact includes sick calls, blood work, treatment and screenings.

SECURE CARE COMMITMENT STATUS

Population by commitment status as of the last day of the month.



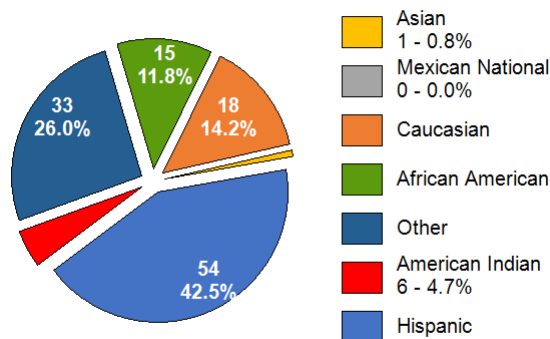
SECURE CARE COMMITTING COUNTY

Population as of the last day of the month.

COUNTY	MALE	FEMALE	TOTAL	PERCENT
Apache	2	0	2	1.6%
Cochise	4	1	5	3.9%
Coconino	0	0	0	0.0%
Gila	3	0	3	2.4%
Graham	3	1	4	3.1%
Greenlee	1	0	1	0.8%
La Paz	0	0	0	0.0%
Maricopa	62	5	67	52.8%
Mohave	7	1	8	6.3%
Navajo	1	0	1	0.8%
Pima	14	2	16	12.6%
Pinal	1	1	2	1.6%
Santa Cruz	0	0	0	0.0%
Yavapai	9	0	9	7.1%
Yuma	7	2	9	7.1%
TOTAL	114	13	127	100%

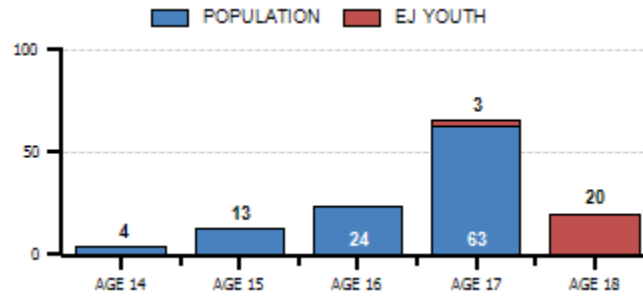
SECURE CARE ETHNIC DISTRIBUTION

Population as of the last day of the month.



SECURE CARE AGE DISTRIBUTION

A.R.S. 8-202 requires juvenile courts to retain jurisdiction over a juvenile who is at least 17 years old and who has been adjudicated delinquent, until the person reaches 19 years old. This requires the court to order continued services until the juvenile reaches 19 years old or services are terminated by the court. Content represents population as of the last day of the month, highlighting our Extended Jurisdiction (EJ) youth.



LENGTH OF STAY

Since July 1, 2022 (FY 23), the ADJC released 123 youth from its population, excluding revocations, who served an average of 8.9 months.

CATEGORY	6 MONTHS OR LESS	6 TO 12 MONTHS	12 MONTHS OR GREATER
Released to Parole	5	43	12
Aged Out (18-19)	23	20	11
Convicted as an Adult	0	3	1
ICE Discharge	0	0	0
Recalled by Court	0	0	0
Other	2	2	1
TOTAL	30	68	25

RECIDIVISM RATES

Represents youth identified by the year they were released, who returned to custody with AZDJC or ADC following their release from Secure Care.

LENGTH OF FOLLOW-UP	NEW OFFENSES & TECHNICAL VIOLATIONS	NEW OFFENSES	SEXUAL OFFENSES
2021 Releases (12 Months)	30.8%	21.3%	0.00%
2020 Releases (24 Months)	40.5%	32.5%	0.00%
2019 Releases (36 Months)	47.9%	37.1%	0.00%

RESTORATIVE JUSTICE

Represents services provided to victims and restitution collected from youth. As of February 28th, 2023, 26 victims (20.47%) are registered.

CATEGORY	THIS MONTH	FY 23 (YTD)
Victims Registered	2	26
Victim Notifications	8	64
Victim Notification of Release	2	30
Victim Services Provided	85	1031
Victim Restitution Collected	\$8.40	\$152.02

ARIZONA DEPARTMENT OF JUVENILE CORRECTIONS

JUST THE FACTS

Our Vision is to be a nationally recognized leader that advances public safety through the rehabilitation of seriously delinquent youth.

FEBRUARY 2023

KATIE HOBBS
GOVERNOR

DOUG SARGENT
DIRECTOR

ARIZONA DEPARTMENT OF
JUVENILE CORRECTIONS
100 North 15th Avenue Suite 103
Phoenix, Arizona 85007
www.azdjcc.gov

This publication provides preliminary data. Please refer to our online reports for the most current statistics. Thank you.

Published March 20, 2023

AGENCY CENSUS

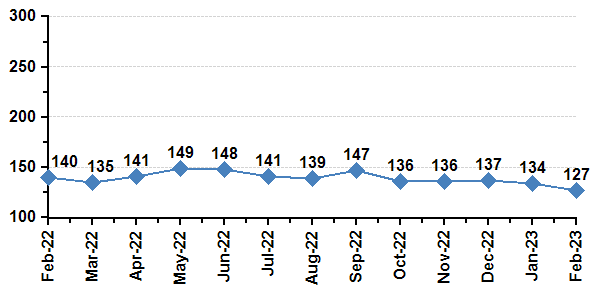
Population as of the last day of the month.

CATEGORY	MALE	FEMALE	TOTAL
Secure Care	114	13	127
Parole – Community Supervision	31	4	35
Parole – Interstate In	74	12	86
Parole – Interstate Out	0	0	0
Parole – Abscond / Warrant	2	2	4
Probation – Interstate Out	30	6	36
TOTAL	251	37	288

The ADJC currently supervises 31 extended jurisdiction youth. There are 20 males, and 3 females in Secure Care as well as 7 males and 1 female on Parole. Dually involved youth, (Department of Child Safety) represents 25 (14.97%) of our Secure Care and Parole populations.

SECURE CARE POPULATION TREND

Content represents a thirteen-month population trend as of the last day of the month. Data reflects an 9.29% decrease since February 2022.



SECURE CARE POPULATION DETAIL

Population admissions and releases during the month.

POPULATION AS OF JANUARY 31, 2023			
			134
ADMISSIONS	MALE	FEMALE	TOTAL
New Commitment	4	2	6
Parole Violator	1	0	1
Re-Commitment	0	0	0
Pending Suspension/Revocation	3	0	3
TOTAL	8	2	10
RELEASES	MALE	FEMALE	TOTAL
Released to Parole	6	0	6
Aged Out (18-19)	5	2	7
Convicted as an Adult	1	0	1
ICE Discharge	0	0	0
Other	0	0	0
From Pending Sus/Rev	3	0	3
TOTAL	15	2	17
POPULATION AS OF FEBRUARY 28, 2023			
			127

AGENCY RISK LEVELS

Population risk to recidivate based upon the Arizona Juvenile Assessment System (AZYAS) Assessment Tool as of the last day of the month.

CATEGORY	SECURE CARE*		PAROLE**	
Low Risk	24	18.9%	3	8.8%
Moderate Risk	58	45.7%	17	50.0%
High Risk	45	35.4%	14	41.2%
TOTAL	127	100%	34	100%

* At the time this document was published, all youth may not have been assessed.

** Parole includes Community Supervision, Interstate Out and Abscond.

AGENCY PRIOR REFERRALS

The number of times a youth was involved in the juvenile justice system prior to commitment to AZDJC as of the last day of the month.

CATEGORY	SECURE CARE	PAROLE
1 to 3 Referrals	21	7
4 to 6 Referrals	22	7
7 to 9 Referrals	25	5
10 to 12 Referrals	24	8
13 or More Referrals	35	12
TOTAL	127	39

AGENCY PRIOR ADJUDICATIONS

The number of times a youth was involved in the juvenile justice system prior to commitment to AZDJC as of the last day of the month.

CATEGORY	SECURE CARE	PAROLE
1 Adjudication	33	9
2 to 3 Adjudications	40	21
4 to 5 Adjudications	39	6
6 to 7 Adjudications	11	1
8 or More Adjudications	4	2
TOTAL	127	39

AGENCY PRIOR COMMITMENT OFFENSES

The most serious offense committed by the youth prior to commitment to AZDJC as of the last day of the month.

CATEGORY	SECURE CARE	PAROLE
Drug Offenses	9	5
Public Order Offenses	8	2
Crimes Against Persons	48	13
Property Offenses	27	5
Other Offenses	23	9
Weapon Offenses	12	5
Non-Delinquent Offenses	0	0
TOTAL	127	39

CLINICAL SERVICES

During the intake assessment, we identify and prescribe treatment to address criminogenic and non-criminogenic factors. Content represents the minimum treatment duration and number of youth prescribe treatment as of the last day of the month. Youth may be enrolled in more than one program.

CATEGORY	DURATION	YOUTH
Dialectical Behavior Therapy	6 Months	126
Seven Challenges	6 Months	40
Aggression Replacement Therapy	10 Weeks	53
Stages of Accomplishment (1)	6 Months	14
Sex Trafficking Awareness & Recovery (2)	11 Weeks	3

1. Stages of Accomplishment – Individual formalized treatment.
2. Sex Trafficking Awareness & Recovery – Prescribed for female youth only.

EDUCATION SERVICES

Number of youth enrolled in all school programs as of the last day of the month. Youth may be enrolled in more than one program.

CATEGORY	SECURE CARE
Enrolled in School	122
Out to Court / Detention – Not Enrolled in School	2
Enrolled in Career Technical Education	59
Enrolled in IDEA / Section 504 (Special Education)	39
GED Certificates Awarded (FY 23)	27
High School Diplomas Awarded (FY 23)	5

EDUCATION SERVICES WHILE ON PAROLE

Number of youth enrolled in school or work activities while on Parole as of the last day of the month. Youth may be enrolled in more than one program.

CATEGORY	PAROLE
Enrolled in School	10
GED Preparation	6
Post-Secondary School	1
Vocational Training	1
Employment	3

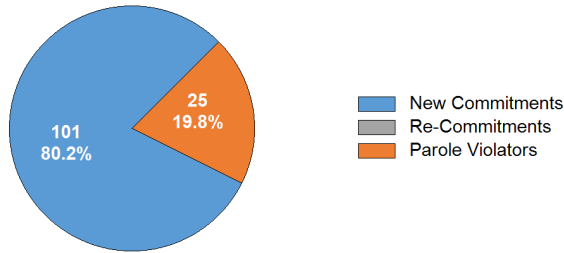
HEALTH SERVICES

Number of health-related services provided to youth throughout the month.

CATEGORY	SECURE CARE
Healthcare Request Forms Received	143
Hospital Admissions	4
Intake / PV Screenings	7
Medical Provider Line	39
Offsite Dental Provider Visits	12
Nursing Line (scheduled and unscheduled)	152
Mental Health (Psychiatric) Provider Visits	30

SECURE CARE COMMITMENT STATUS

Population by commitment status as of the last day of the month.



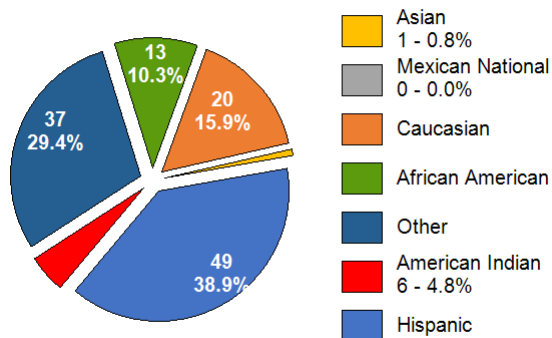
SECURE CARE COMMITTING COUNTY

Population as of the last day of the month.

COUNTY	MALE	FEMALE	TOTAL	PERCENT
Apache	3	0	3	2.4%
Cochise	3	0	3	2.4%
Coconino	0	0	0	0.0%
Gila	3	0	3	2.4%
Graham	2	1	3	2.4%
Greenlee	1	0	1	0.8%
La Paz	0	0	0	0.0%
Maricopa	60	5	65	51.6%
Mohave	7	2	9	7.1%
Navajo	1	0	1	0.8%
Pima	15	2	17	13.5%
Pinal	1	0	1	0.8%
Santa Cruz	0	0	0	0.0%
Yavapai	10	0	10	7.9%
Yuma	8	2	10	7.9%
TOTAL	114	12	126	100%

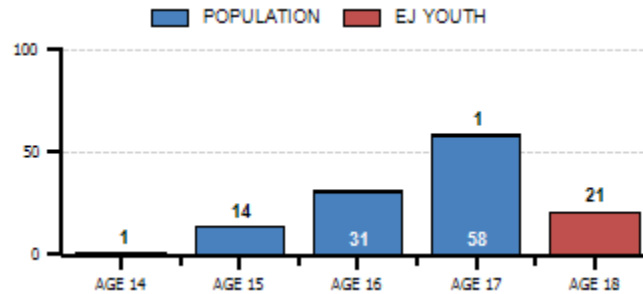
SECURE CARE ETHNIC DISTRIBUTION

Population as of the last day of the month.



SECURE CARE AGE DISTRIBUTION

A.R.S. 8-202 requires juvenile courts to retain jurisdiction over a juvenile who is at least 17 years old and who has been adjudicated delinquent, until the person reaches 19 years old. This requires the court to order continued services until the juvenile reaches 19 years old or services are terminated by the court. Content represents population as of the last day of the month, highlighting our Extended Jurisdiction (EJ) youth.



LENGTH OF STAY

Since July 1, 2022 (FY 23), the ADJC released 140 youth from its population, excluding revocations, who served an average of 8.8 months.

CATEGORY	6 MONTHS OR LESS	6 TO 12 MONTHS	12 MONTHS OR GREATER
Released to Parole	6	52	12
Aged Out (18-19)	24	23	13
Convicted as an Adult	1	3	1
ICE Discharge	0	0	0
Recalled by Court	0	0	0
Other	2	2	1
TOTAL	33	80	27

RECIDIVISM RATES

Represents youth identified by the year they were released, who returned to custody with AZDJC or ADC following their release from Secure Care.

LENGTH OF FOLLOW-UP	NEW OFFENSES & TECHNICAL VIOLATIONS	NEW OFFENSES	SEXUAL OFFENSES
2021 Releases (12 Months)	30.8%	21.3%	0.00%
2020 Releases (24 Months)	40.5%	32.5%	0.00%
2019 Releases (36 Months)	47.9%	37.1%	0.00%

RESTORATIVE JUSTICE

Represents services provided to victims and restitution collected from youth. As of March, 31, 2023, 26 victims (20.63%) are registered.

CATEGORY	THIS MONTH	FY 23 (YTD)
Victims Registered	0	26
Victim Notifications	6	70
Victim Notification of Release	4	34
Victim Services Provided	156	1187
Victim Restitution Collected	\$29.20	\$181.22

ARIZONA DEPARTMENT OF JUVENILE CORRECTIONS

JUST THE FACTS

Our Vision is to be a nationally recognized leader that advances public safety through the rehabilitation of seriously delinquent youth.

MARCH 2023

KATIE HOBBS
GOVERNOR

DOUG SARGENT
DIRECTOR

ARIZONA DEPARTMENT OF
JUVENILE CORRECTIONS
100 North 15th Avenue Suite 103
Phoenix, Arizona 85007
www.azdjcc.gov

This publication provides preliminary data. Please refer to our online reports for the most current statistics. Thank you.

Published April 12, 2023

AGENCY CENSUS

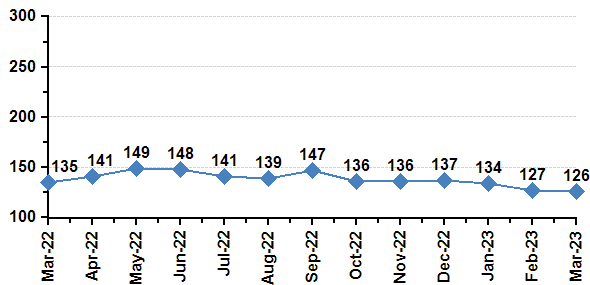
Population as of the last day of the month.

CATEGORY	MALE	FEMALE	TOTAL
Secure Care	114	12	126
Parole – Community Supervision	30	8	38
Parole – Interstate In	72	14	86
Parole – Interstate Out	0	0	0
Parole – Abscond / Warrant	3	0	3
Probation – Interstate Out	4	0	4
TOTAL	223	34	257

The ADJC currently supervises 29 extended jurisdiction youth. There are 20 males and 2 females in Secure Care as well as 6 males and 1 female on Parole. Dually involved youth (Department of Child Safety) represents 25 (14.53%) of our Secure Care and Parole populations.

SECURE CARE POPULATION TREND

Content represents a thirteen-month population trend as of the last day of the month. Data reflects a 6.67% decrease since March, 2022.



SECURE CARE POPULATION DETAIL

Population admissions and releases during the month.

POPULATION AS OF FEBRUARY 28, 2023			
			127
ADMISSIONS	MALE	FEMALE	TOTAL
New Commitment	10	2	12
Parole Violator	0	0	0
Re-Commitment	0	0	0
Pending Suspension/Revocation	4	1	5
TOTAL	14	3	17
RELEASES	MALE	FEMALE	TOTAL
Released to Parole	7	3	10
Aged Out (18-19)	5	1	6
Convicted as an Adult	1	0	1
ICE Discharge	0	0	0
Other	0	0	0
From Pending Sus/Rev	1	0	1
TOTAL	14	4	18
POPULATION AS OF MARCH 31, 2023			
			126

AGENCY RISK LEVELS

Population risk to recidivate based upon the Arizona Juvenile Assessment System (AZYAS) Assessment Tool as of the last day of the month.

CATEGORY	SECURE CARE*		PAROLE**	
Low Risk	20	15.9%	3	7.9%
Moderate Risk	61	48.4%	18	47.4%
High Risk	45	35.7%	17	44.7%
TOTAL	126	100%	38	100%

* At the time this document was published, all youth may not have been assessed.

** Parole includes Community Supervision, Interstate Out and Abscond.

AGENCY PRIOR REFERRALS

The number of times a youth was involved in the juvenile justice system prior to commitment to AZDJC as of the last day of the month.

CATEGORY	SECURE CARE	PAROLE
1 to 3 Referrals	18	7
4 to 6 Referrals	28	5
7 to 9 Referrals	24	8
10 to 12 Referrals	22	11
13 or More Referrals	34	10
TOTAL	126	41

AGENCY PRIOR ADJUDICATIONS

The number of times a youth was involved in the juvenile justice system prior to commitment to AZDJC as of the last day of the month.

CATEGORY	SECURE CARE	PAROLE
1 Adjudication	35	8
2 to 3 Adjudications	43	22
4 to 5 Adjudications	37	8
6 to 7 Adjudications	8	2
8 or More Adjudications	3	1
TOTAL	126	41

AGENCY PRIOR COMMITMENT OFFENSES

The most serious offense committed by the youth prior to commitment to AZDJC as of the last day of the month.

CATEGORY	SECURE CARE	PAROLE
Drug Offenses	6	6
Crimes Against Persons	51	11
Property Offenses	27	6
Other Offenses	20	10
Weapon Offenses	12	6
Public Order Offenses	10	2
Non-Delinquent Offenses	0	0
TOTAL	126	41

CLINICAL SERVICES

During the intake assessment, we identify and prescribe treatment to address criminogenic and non-criminogenic factors. Content represents the minimum treatment duration and number of youth prescribe treatment as of the last day of the month. Youth may be enrolled in more than one program.

CATEGORY	DURATION	YOUTH
Dialectical Behavior Therapy	6 Months	126
Seven Challenges	6 Months	42
Aggression Replacement Therapy	10 Weeks	58
Stages of Accomplishment (1)	6 Months	15
Sex Trafficking Awareness & Recovery (2)	11 Weeks	3

1. Stages of Accomplishment – Individual formalized treatment.
2. Sex Trafficking Awareness & Recovery – Prescribed for female youth only.

EDUCATION SERVICES

Number of youth enrolled in all school programs as of the last day of the month. Youth may be enrolled in more than one program.

CATEGORY	SECURE CARE
Enrolled in School	115
Out to Court / Detention – Not Enrolled in School	3
Enrolled in Career Technical Education	59
Enrolled in IDEA / Section 504 (Special Education)	41
GED Certificates Awarded (FY 23)	32
High School Diplomas Awarded (FY 23)	5

EDUCATION SERVICES WHILE ON PAROLE

Number of youth enrolled in school or work activities while on Parole as of the last day of the month. Youth may be enrolled in more than one program.

CATEGORY	PAROLE
Enrolled in School	10
GED Preparation	6
Post-Secondary School	1
Vocational Training	0
Employment	9

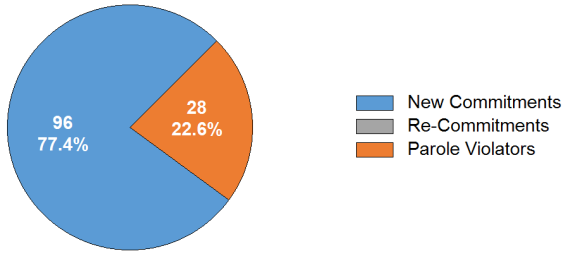
HEALTH SERVICES

Number of health-related services provided to youth throughout the month.

CATEGORY	SECURE CARE
Healthcare Request Forms Received	149
Hospital Admissions	7
Intake / PV Screenings	15
Medical Provider Line	41
Offsite Dental Provider Visits	26
Nursing Line (scheduled and unscheduled)	256
Mental Health (Psychiatric) Provider Visits	33

SECURE CARE COMMITMENT STATUS

Population by commitment status as of the last day of the month.



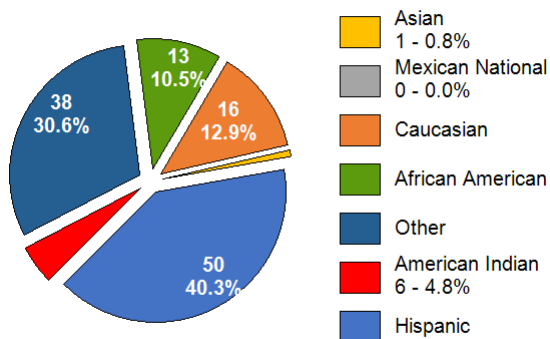
SECURE CARE COMMITTING COUNTY

Population as of the last day of the month.

COUNTY	MALE	FEMALE	TOTAL	PERCENT
Apache	2	0	2	1.6%
Cochise	2	0	2	1.6%
Coconino	0	0	0	0.0%
Gila	2	0	2	1.6%
Graham	3	1	4	3.2%
Greenlee	1	0	1	0.8%
La Paz	0	0	0	0.0%
Maricopa	60	5	65	52.4%
Mohave	6	4	10	8.1%
Navajo	2	0	2	1.6%
Pima	14	2	16	12.9%
Pinal	0	0	0	0.0%
Santa Cruz	0	0	0	0.0%
Yavapai	9	0	9	7.3%
Yuma	9	2	11	8.9%
TOTAL	110	14	124	100%

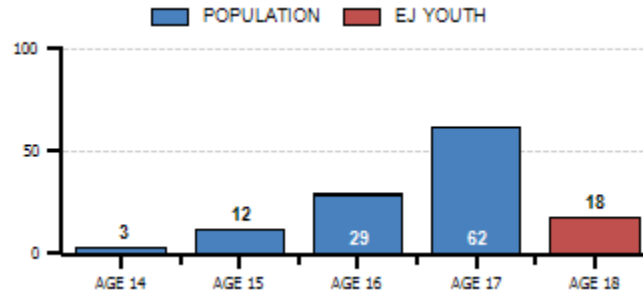
SECURE CARE ETHNIC DISTRIBUTION

Population as of the last day of the month.



SECURE CARE AGE DISTRIBUTION

A.R.S. 8-202 requires juvenile courts to retain jurisdiction over a juvenile who is at least 17 years old and who has been adjudicated delinquent, until the person reaches 19 years old. This requires the court to order continued services until the juvenile reaches 19 years old or services are terminated by the court. Content represents population as of the last day of the month, highlighting our Extended Jurisdiction (EJ) youth.



LENGTH OF STAY

Since July 1, 2022 (FY 23), the ADJC released 152 youth from its population, excluding revocations, who served an average of 8.8 months.

CATEGORY	6 MONTHS OR LESS	6 TO 12 MONTHS	12 MONTHS OR GREATER
Released to Parole	6	58	14
Aged Out (18-19)	26	25	13
Convicted as an Adult	1	3	1
ICE Discharge	0	0	0
Recalled by Court	0	0	0
Other	2	2	1
TOTAL	35	88	29

RECIDIVISM RATES

Represents youth identified by the year they were released, who returned to custody with AZDJC or ADC following their release from Secure Care.

LENGTH OF FOLLOW-UP	NEW OFFENSES & TECHNICAL VIOLATIONS	NEW OFFENSES	SEXUAL OFFENSES
2021 Releases (12 Months)	30.8%	21.3%	0.00%
2020 Releases (24 Months)	40.5%	32.5%	0.00%
2019 Releases (36 Months)	47.9%	37.1%	0.00%

RESTORATIVE JUSTICE

Represents services provided to victims and restitution collected from youth. As of April 30th, 2023, 26 victims (20.96%) are registered.

CATEGORY	THIS MONTH	FY 23 (YTD)
Victims Registered	0	26
Victim Notifications	9	79
Victim Notification of Release	4	38
Victim Services Provided	108	1295
Victim Restitution Collected	\$8.14	\$189.36

ARIZONA DEPARTMENT OF JUVENILE CORRECTIONS

JUST THE FACTS

Our Vision is to be a nationally recognized leader that advances public safety through the rehabilitation of seriously delinquent youth.

APRIL 2023

KATIE HOBBS
GOVERNOR

DOUG SARGENT
DIRECTOR

ARIZONA DEPARTMENT OF
JUVENILE CORRECTIONS
100 North 15th Avenue Suite 103
Phoenix, Arizona 85007
www.azdjcc.gov

This publication provides preliminary data. Please refer to our online reports for the most current statistics. Thank you.

Published May 15, 2023

AGENCY CENSUS

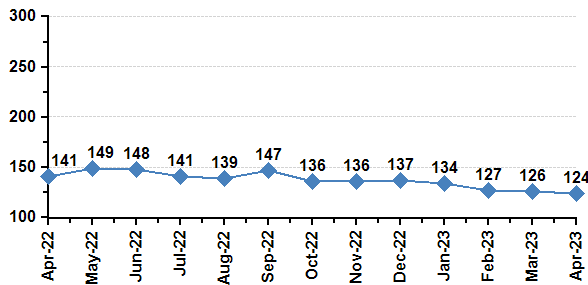
Population as of the last day of the month.

CATEGORY	MALE	FEMALE	TOTAL
Secure Care	110	14	124
Parole – Community Supervision	29	6	35
Parole – Interstate In	68	11	79
Parole – Interstate Out	0	0	0
Parole – Abscond / Warrant	4	0	4
Probation – Interstate Out	34	4	38
TOTAL	245	35	280

The ADJC currently supervises 27 extended jurisdiction youth. There are 16 males, and 2 females in Secure Care as well as 8 males and 1 female on Parole. Dually involved youth, (Department of Child Safety) represents 24 (14.28%) of our Secure Care and Parole populations.

SECURE CARE POPULATION TREND

Content represents a thirteen-month population trend as of the last day of the month. Data reflects a 12.06% decrease since April 2022.



SECURE CARE POPULATION DETAIL

Population admissions and releases during the month.

POPULATION AS OF MARCH 31, 2023			
			126
ADMISSIONS	MALE	FEMALE	TOTAL
New Commitment	4	1	5
Parole Violator	1	0	1
Re-Commitment	0	0	0
Pending Suspension/Revocation	3	1	4
TOTAL	8	2	10
RELEASES	MALE	FEMALE	TOTAL
Released to Parole	8	0	8
Aged Out (18-19)	4	0	4
Convicted as an Adult	0	0	0
ICE Discharge	0	0	0
Other	0	0	0
From Pending Sus/Rev	0	0	0
TOTAL	12	0	12
POPULATION AS OF APRIL 30, 2023			
			124

AGENCY RISK LEVELS

Population risk to recidivate based upon the Arizona Juvenile Assessment System (AZYAS) Assessment Tool as of the last day of the month.

CATEGORY	SECURE CARE*		PAROLE**	
Low Risk	20	16.1%	6	16.7%
Moderate Risk	56	45.2%	15	41.7%
High Risk	48	38.7%	15	41.7%
TOTAL	124	100%	36	100%

* At the time this document was published, all youth may not have been assessed.

** Parole includes Community Supervision, Interstate Out and Abscond.

AGENCY PRIOR REFERRALS

The number of times a youth was involved in the juvenile justice system prior to commitment to AZDJC as of the last day of the month.

CATEGORY	SECURE CARE	PAROLE
1 to 3 Referrals	18	6
4 to 6 Referrals	31	6
7 to 9 Referrals	23	8
10 to 12 Referrals	18	10
13 or More Referrals	34	9
TOTAL	124	39

AGENCY PRIOR ADJUDICATIONS

The number of times a youth was involved in the juvenile justice system prior to commitment to AZDJC as of the last day of the month.

CATEGORY	SECURE CARE	PAROLE
1 Adjudication	32	8
2 to 3 Adjudications	50	15
4 to 5 Adjudications	31	13
6 to 7 Adjudications	8	2
8 or More Adjudications	3	1
TOTAL	124	39

AGENCY PRIOR COMMITMENT OFFENSES

The most serious offense committed by the youth prior to commitment to AZDJC as of the last day of the month.

CATEGORY	SECURE CARE	PAROLE
Crimes Against Persons	50	10
Drug Offenses	4	6
Property Offenses	25	5
Other Offenses	23	10
Weapon Offenses	11	6
Public Order Offenses	11	2
Non-Delinquent Offenses	0	0
TOTAL	124	39

CLINICAL SERVICES

During the intake assessment, we identify and prescribe treatment to address criminogenic and non-criminogenic factors. Content represents the minimum treatment duration and number of youth prescribe treatment as of the last day of the month. Youth may be enrolled in more than one program.

CATEGORY	DURATION	YOUTH
Dialectical Behavior Therapy	6 Months	123
Seven Challenges	6 Months	38
Aggression Replacement Therapy	10 Weeks	56
Stages of Accomplishment (1)	6 Months	15
Sex Trafficking Awareness & Recovery (2)	11 Weeks	4

1. Stages of Accomplishment – Individual formalized treatment.
2. Sex Trafficking Awareness & Recovery – Prescribed for female youth only.

EDUCATION SERVICES

Number of youth enrolled in all school programs as of the last day of the month. Youth may be enrolled in more than one program.

CATEGORY	SECURE CARE
Enrolled in School	119
Out to Court / Detention – Not Enrolled in School	4
Enrolled in Career Technical Education	60
Enrolled in IDEA / Section 504 (Special Education)	43
GED Certificates Awarded (FY 23)	35
High School Diplomas Awarded (FY 23)	5

EDUCATION SERVICES WHILE ON PAROLE

Number of youth enrolled in school or work activities while on Parole as of the last day of the month. Youth may be enrolled in more than one program.

CATEGORY	PAROLE
Enrolled in School	11
GED Preparation	4
Post-Secondary School	0
Vocational Training	0
Employment	13

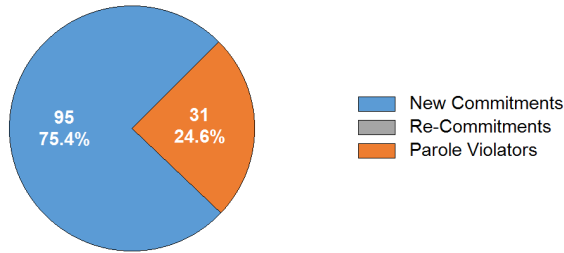
HEALTH SERVICES

Number of health-related services provided to youth throughout the month.

CATEGORY	SECURE CARE
Healthcare Request Forms Received	207
Hospital Admissions	9
Intake / PV Screenings	10
Medical Provider Line	23
Offsite Dental Provider Visits	28
Nursing Line (scheduled and unscheduled)	260
Mental Health (Psychiatric) Provider Visits	26

SECURE CARE COMMITMENT STATUS

Population by commitment status as of the last day of the month.



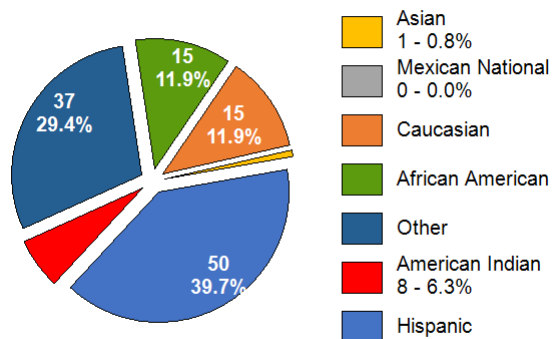
SECURE CARE COMMITTING COUNTY

Population as of the last day of the month.

COUNTY	MALE	FEMALE	TOTAL	PERCENT
Apache	2	0	2	1.6%
Cochise	2	0	2	1.6%
Coconino	0	0	0	0.0%
Gila	2	0	2	1.6%
Graham	2	1	3	2.4%
Greenlee	1	0	1	0.8%
La Paz	0	0	0	0.0%
Maricopa	63	5	68	54.0%
Mohave	8	4	12	9.5%
Navajo	2	0	2	1.6%
Pima	15	0	15	11.9%
Pinal	0	0	0	0.0%
Santa Cruz	0	0	0	0.0%
Yavapai	7	1	8	6.3%
Yuma	9	2	11	8.7%
TOTAL	113	13	126	100%

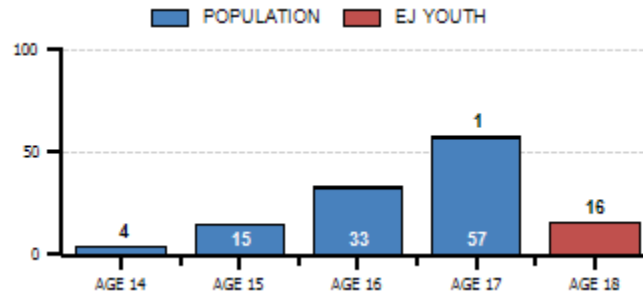
SECURE CARE ETHNIC DISTRIBUTION

Population as of the last day of the month.



SECURE CARE AGE DISTRIBUTION

A.R.S. 8-202 requires juvenile courts to retain jurisdiction over a juvenile who is at least 17 years old and who has been adjudicated delinquent, until the person reaches 19 years old. This requires the court to order continued services until the juvenile reaches 19 years old or services are terminated by the court. Content represents population as of the last day of the month, highlighting our Extended Jurisdiction (EJ) youth.



LENGTH OF STAY

Since July 1, 2022 (FY 23), the ADJC released 172 youth from its population, excluding revocations, who served an average of 8.9 months.

CATEGORY	6 MONTHS OR LESS	6 TO 12 MONTHS	12 MONTHS OR GREATER
Released to Parole	8	63	17
Aged Out (18-19)	27	31	14
Convicted as an Adult	1	3	1
ICE Discharge	0	0	0
Recalled by Court	0	0	0
Other	2	3	2
TOTAL	38	100	34

RECIDIVISM RATES

Represents youth identified by the year they were released, who returned to custody with AZDJC or ADC following their release from Secure Care.

LENGTH OF FOLLOW-UP	NEW OFFENSES & TECHNICAL VIOLATIONS	NEW OFFENSES	SEXUAL OFFENSES
2021 Releases (12 Months)	30.8%	21.3%	0.00%
2020 Releases (24 Months)	40.5%	32.5%	0.00%
2019 Releases (36 Months)	47.9%	37.1%	0.00%

RESTORATIVE JUSTICE

Represents services provided to victims and restitution collected from youth. As of May 31, 2023, 34 victims (26.98%) are registered.

CATEGORY	THIS MONTH	FY 23 (YTD)
Victims Registered	2	28
Victim Notifications	8	87
Victim Notification of Release	6	44
Victim Services Provided	236	1531
Victim Restitution Collected	\$13.46	\$202.82

ARIZONA DEPARTMENT OF JUVENILE CORRECTIONS

JUST THE FACTS

Our Vision is to be a nationally recognized leader that advances public safety through the rehabilitation of seriously delinquent youth.

MAY 2023

KATIE HOBBS
GOVERNOR

DOUG SARGENT
DIRECTOR

ARIZONA DEPARTMENT OF
JUVENILE CORRECTIONS
100 North 15th Avenue Suite 103
Phoenix, Arizona 85007
www.azdjcc.gov

This publication provides preliminary data. Please refer to our online reports for the most current statistics. Thank you.

Published June 14, 2023

AGENCY CENSUS

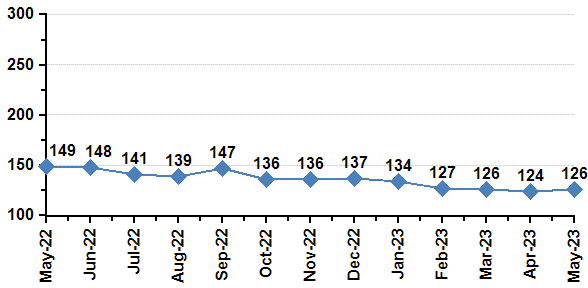
Population as of the last day of the month.

CATEGORY	MALE	FEMALE	TOTAL
Secure Care	113	13	126
Parole – Community Supervision	32	5	37
Parole – Interstate In	71	12	83
Parole – Interstate Out	0	0	0
Parole – Abscond / Warrant	2	0	2
Probation – Interstate Out	2	0	2
TOTAL	220	30	250

The ADJC currently supervises 25 extended jurisdiction youth. There are 14 males, and 3 females in Secure Care as well as 7 males and 1 female on Parole. Dually involved youth, (Department of Child Safety) represents 25 (14.88%) of our Secure Care and Parole populations.

SECURE CARE POPULATION TREND

Content represents a thirteen-month population trend as of the last day of the month. Data reflects an 15.44% decrease since May 2022.



SECURE CARE POPULATION DETAIL

Population admissions and releases during the month.

POPULATION AS OF APRIL 30, 2023			
			124
ADMISSIONS	MALE	FEMALE	TOTAL
New Commitment	15	1	16
Parole Violator	2	0	2
Re-Commitment	0	0	0
Pending Suspension/Revocation	3	2	5
TOTAL	20	3	23
RELEASES	MALE	FEMALE	TOTAL
Released to Parole	8	2	10
Aged Out (18-19)	6	1	7
Convicted as an Adult	0	0	0
ICE Discharge	0	0	0
Other	2	0	2
From Pending Sus/Rev	1	1	2
TOTAL	17	4	21
POPULATION AS OF MAY 31, 2023			
			126

AGENCY RISK LEVELS

Population risk to recidivate based upon the Arizona Juvenile Assessment System (AZYAS) Assessment Tool as of the last day of the month.

CATEGORY	SECURE CARE*		PAROLE**	
Low Risk	16	12.7%	7	19.4%
Moderate Risk	60	47.6%	20	55.6%
High Risk	50	39.7%	9	25.0%
TOTAL	126	100%	36	100%

* At the time this document was published, all youth may not have been assessed.

** Parole includes Community Supervision, Interstate Out and Abscond.

AGENCY PRIOR REFERRALS

The number of times a youth was involved in the juvenile justice system prior to commitment to AZDJC as of the last day of the month.

CATEGORY	SECURE CARE	PAROLE
1 to 3 Referrals	21	5
4 to 6 Referrals	33	7
7 to 9 Referrals	23	9
10 to 12 Referrals	17	6
13 or More Referrals	32	12
TOTAL	126	39

AGENCY PRIOR ADJUDICATIONS

The number of times a youth was involved in the juvenile justice system prior to commitment to AZDJC as of the last day of the month.

CATEGORY	SECURE CARE	PAROLE
1 Adjudication	34	9
2 to 3 Adjudications	50	17
4 to 5 Adjudications	31	8
6 to 7 Adjudications	8	4
8 or More Adjudications	3	1
TOTAL	126	39

AGENCY PRIOR COMMITMENT OFFENSES

The most serious offense committed by the youth prior to commitment to AZDJC as of the last day of the month.

CATEGORY	SECURE CARE	PAROLE
Public Order Offenses	8	4
Crimes Against Persons	52	14
Drug Offenses	5	4
Property Offenses	26	5
Other Offenses	25	8
Weapon Offenses	10	4
Non-Delinquent Offenses	0	0
TOTAL	126	39

CLINICAL SERVICES

During the intake assessment, we identify and prescribe treatment to address criminogenic and non-criminogenic factors. Content represents the minimum treatment duration and number of youth prescribe treatment as of the last day of the month. Youth may be enrolled in more than one program.

CATEGORY	DURATION	YOUTH
Dialectical Behavior Therapy	6 Months	124
Seven Challenges	6 Months	44
Aggression Replacement Therapy	10 Weeks	62
Stages of Accomplishment (1)	6 Months	13
Sex Trafficking Awareness & Recovery (2)	11 Weeks	4

1. Stages of Accomplishment – Individual formalized treatment.
2. Sex Trafficking Awareness & Recovery – Prescribed for female youth only.

EDUCATION SERVICES

Number of youth enrolled in all school programs as of the last day of the month. Youth may be enrolled in more than one program.

CATEGORY	SECURE CARE
Enrolled in School	117
Out to Court / Detention – Not Enrolled in School	5
Enrolled in Career Technical Education	60
Enrolled in IDEA / Section 504 (Special Education)	41
GED Certificates Awarded (FY 23)	37
High School Diplomas Awarded (FY 23)	7

EDUCATION SERVICES WHILE ON PAROLE

Number of youth enrolled in school or work activities while on Parole as of the last day of the month. Youth may be enrolled in more than one program.

CATEGORY	PAROLE
Enrolled in School	7
GED Preparation	3
Post-Secondary School	2
Vocational Training	0
Employment	8

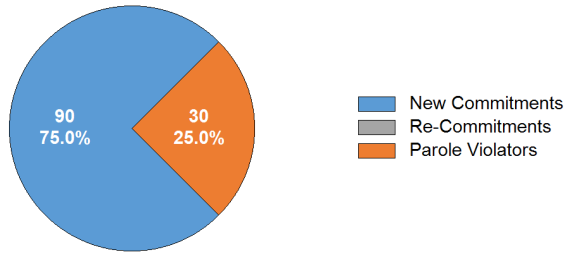
HEALTH SERVICES

Number of health-related services provided to youth throughout the month.

CATEGORY	SECURE CARE
Healthcare Request Forms Received	84
Hospital Admissions	13
Intake / PV Screenings	23
Medical Provider Line	16
Offsite Dental Provider Visits	31
Nursing Line (scheduled and unscheduled)	186
Mental Health (Psychiatric) Provider Visits	26

SECURE CARE COMMITMENT STATUS

Population by commitment status as of the last day of the month.



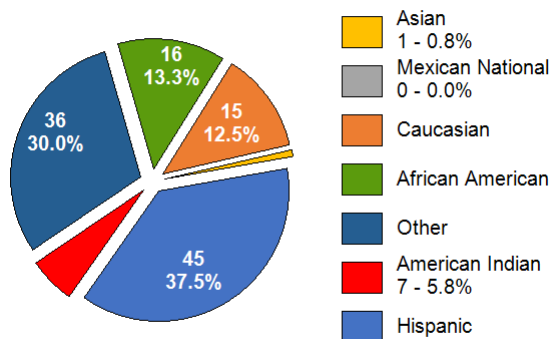
SECURE CARE COMMITTING COUNTY

Population as of the last day of the month.

COUNTY	MALE	FEMALE	TOTAL	PERCENT
Apache	1	0	1	0.8%
Cochise	3	0	3	2.5%
Coconino	0	0	0	0.0%
Gila	1	0	1	0.8%
Graham	3	1	4	3.3%
Greenlee	0	0	0	0.0%
La Paz	0	0	0	0.0%
Maricopa	59	5	64	53.3%
Mohave	7	4	11	9.2%
Navajo	1	0	1	0.8%
Pima	16	0	16	13.3%
Pinal	1	0	1	0.8%
Santa Cruz	0	0	0	0.0%
Yavapai	7	1	8	6.7%
Yuma	8	2	10	8.3%
TOTAL	107	13	120	100%

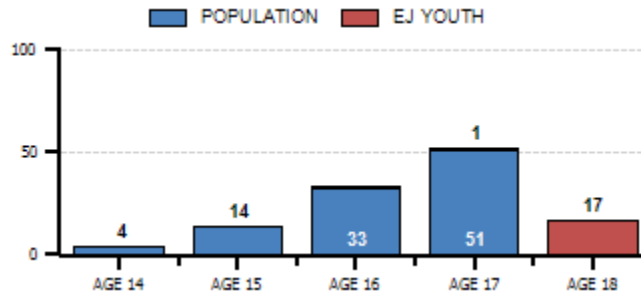
SECURE CARE ETHNIC DISTRIBUTION

Population as of the last day of the month.



SECURE CARE AGE DISTRIBUTION

A.R.S. 8-202 requires juvenile courts to retain jurisdiction over a juvenile who is at least 17 years old and who has been adjudicated delinquent, until the person reaches 19 years old. This requires the court to order continued services until the juvenile reaches 19 years old or services are terminated by the court. Content represents population as of the last day of the month, highlighting our Extended Jurisdiction (EJ) youth.



LENGTH OF STAY

Since July 1, 2022 (FY 23), the ADJC released 191 youth from its population, who served an average of 9.1 months.

CATEGORY	6 MONTHS OR LESS	6 TO 12 MONTHS	12 MONTHS OR GREATER
Released to Parole	8	69	21
Aged Out (18-19)	28	35	17
Convicted as an Adult	1	4	1
ICE Discharge	0	0	0
Recalled by Court	0	0	0
Other	2	3	2
TOTAL	39	111	41

RECIDIVISM RATES

Represents youth identified by the year they were released, who returned to custody with AZDJC or ADC following their release from Secure Care.

LENGTH OF FOLLOW-UP	NEW OFFENSES & TECHNICAL VIOLATIONS	NEW OFFENSES	SEXUAL OFFENSES
2021 Releases (12 Months)	30.8%	21.3%	0.00%
2020 Releases (24 Months)	40.5%	32.5%	0.00%
2019 Releases (36 Months)	47.9%	37.1%	0.00%

RESTORATIVE JUSTICE

Represents services provided to victims and restitution collected from youth. As of June 30, 2023, 37 victims (30.83%) are registered.

CATEGORY	THIS MONTH	FY 23 (YTD)
Victims Registered	9	37
Victim Notifications	6	93
Victim Notification of Release	0	44
Victim Services Provided	260	1791
Victim Restitution Collected	\$28.16	\$230.98

ARIZONA DEPARTMENT OF JUVENILE CORRECTIONS



JUST THE FACTS

Our Vision is to be a nationally recognized leader that advances public safety through the rehabilitation of seriously delinquent youth.

JUNE 2023

KATIE HOBBS
GOVERNOR

DOUG SARGENT
DIRECTOR

ARIZONA DEPARTMENT OF
JUVENILE CORRECTIONS
100 North 15th Avenue Suite 103
Phoenix, Arizona 85007
www.azdjcc.gov

This publication provides preliminary data. Please refer to our online reports for the most current statistics. Thank you.

Published July 14, 2023

AGENCY CENSUS

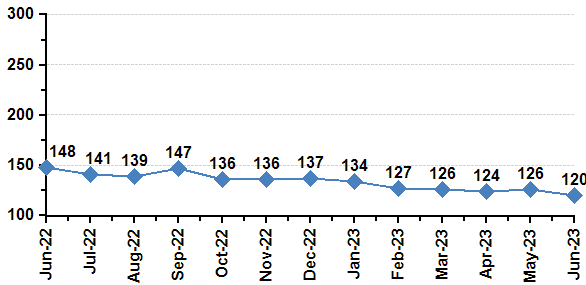
Population as of the last day of the month.

CATEGORY	MALE	FEMALE	TOTAL
Secure Care	107	13	120
Parole – Community Supervision	35	5	40
Parole – Interstate In	58	11	69
Parole – Interstate Out	0	0	0
Parole – Abscond / Warrant	1	0	1
Probation – Interstate Out	1	2	3
TOTAL	202	31	233

The ADJC currently supervises 26 extended jurisdiction youth. There are 16 males, and 2 females in Secure Care as well as 6 males and 2 females on Parole. Dually involved youth, (Department of Child Safety) represents 25 (15.15%) of our Secure Care and Parole populations.

SECURE CARE POPULATION TREND

Content represents a thirteen-month population trend as of the last day of the month. Data reflects an 18.92% decrease since June, 2022.



SECURE CARE POPULATION DETAIL

Population admissions and releases during the month.

POPULATION AS OF MAY 31, 2023				126
ADMISSIONS	MALE	FEMALE	TOTAL	
New Commitment	8	0	8	
Parole Violator	2	0	2	
Re-Commitment	0	0	0	
Pending Suspension/Revocation	5	0	5	
TOTAL	15	0	15	
RELEASES	MALE	FEMALE	TOTAL	
Released to Parole	10	0	10	
Aged Out (18-19)	8	0	8	
Convicted as an Adult	1	0	1	
ICE Discharge	0	0	0	
Other	0	0	0	
From Pending Sus/Rev	2	0	2	
TOTAL	21	0	21	
POPULATION AS OF JUNE 30, 2023				120

AGENCY RISK LEVELS

Population risk to recidivate based upon the Arizona Juvenile Assessment System (AZYAS) Assessment Tool as of the last day of the month.

CATEGORY	SECURE CARE*	PAROLE**
Low Risk	17 14.2%	5 12.8%
Moderate Risk	60 50.0%	22 56.4%
High Risk	43 35.8%	12 30.8%
TOTAL	120 100%	39 100%

* At the time this document was published, all youth may not have been assessed.

** Parole includes Community Supervision, Interstate Out and Abscond.

AGENCY PRIOR REFERRALS

The number of times a youth was involved in the juvenile justice system prior to commitment to AZDJC as of the last day of the month.

CATEGORY	SECURE CARE	PAROLE
1 to 3 Referrals	20	6
4 to 6 Referrals	34	7
7 to 9 Referrals	21	11
10 to 12 Referrals	16	7
13 or More Referrals	29	10
TOTAL	120	41

AGENCY PRIOR ADJUDICATIONS

The number of times a youth was involved in the juvenile justice system prior to commitment to AZDJC as of the last day of the month.

CATEGORY	SECURE CARE	PAROLE
1 Adjudication	32	11
2 to 3 Adjudications	50	16
4 to 5 Adjudications	28	8
6 to 7 Adjudications	8	6
8 or More Adjudications	2	0
TOTAL	120	41

AGENCY PRIOR COMMITMENT OFFENSES

The most serious offense committed by the youth prior to commitment to AZDJC as of the last day of the month.

CATEGORY	SECURE CARE	PAROLE
Public Order Offenses	6	4
Crimes Against Persons	50	14
Drug Offenses	5	4
Property Offenses	25	7
Other Offenses	23	8
Weapon Offenses	11	4
Non-Delinquent Offenses	0	0
TOTAL	120	41

CLINICAL SERVICES

During the intake assessment, we identify and prescribe treatment to address criminogenic and non-criminogenic factors. Content represents the minimum treatment duration and number of youth prescribe treatment as of the last day of the month. Youth may be enrolled in more than one program.

CATEGORY	DURATION	YOUTH
Dialectical Behavior Therapy	6 Months	118
Seven Challenges	6 Months	37
Aggression Replacement Therapy	10 Weeks	64
Stages of Accomplishment (1)	6 Months	14
Sex Trafficking Awareness & Recovery (2)	11 Weeks	4

1. Stages of Accomplishment – Individual formalized treatment.
2. Sex Trafficking Awareness & Recovery – Prescribed for female youth only.

EDUCATION SERVICES

Number of youth enrolled in all school programs as of the last day of the month. Youth may be enrolled in more than one program.

CATEGORY	SECURE CARE
Enrolled in School	108
Out to Court / Detention – Not Enrolled in School	5
Enrolled in Career Technical Education	60
Enrolled in IDEA / Section 504 (Special Education)	40
GED Certificates Awarded (FY 23)	39
High School Diplomas Awarded (FY 23)	9

EDUCATION SERVICES WHILE ON PAROLE

Number of youth enrolled in school or work activities while on Parole as of the last day of the month. Youth may be enrolled in more than one program.

CATEGORY	PAROLE
Enrolled in School	9
GED Preparation	1
Post-Secondary School	2
Vocational Training	1
Employment	16

HEALTH SERVICES

Number of health-related services provided to youth throughout the month.

CATEGORY	SECURE CARE
Healthcare Request Forms Received	130
Hospital Admissions	13
Intake / PV Screenings	15
Medical Provider Line	28
Offsite Dental Provider Visits	27
Nursing Line (scheduled and unscheduled)	213
Mental Health (Psychiatric) Provider Visits	21