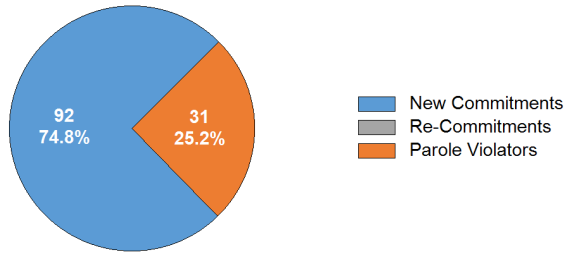


SECURE CARE COMMITMENT STATUS

Population by commitment status as of the last day of the month.



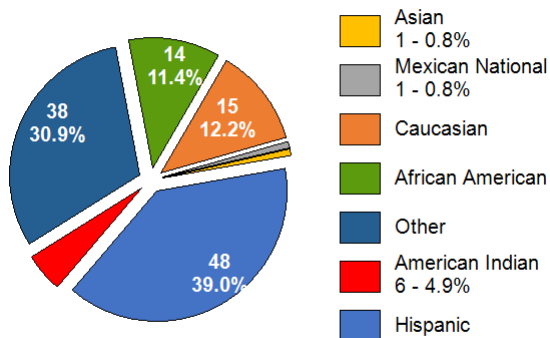
SECURE CARE COMMITTING COUNTY

Population as of the last day of the month.

COUNTY	MALE	FEMALE	TOTAL	PERCENT
Apache	1	0	1	0.8%
Cochise	3	0	3	2.4%
Coconino	0	0	0	0.0%
Gila	1	0	1	0.8%
Graham	3	1	4	3.3%
Greenlee	0	1	1	0.8%
La Paz	0	0	0	0.0%
Maricopa	60	3	63	51.2%
Mohave	8	4	12	9.8%
Navajo	1	0	1	0.8%
Pima	17	1	18	14.6%
Pinal	1	0	1	0.8%
Santa Cruz	0	0	0	0.0%
Yavapai	6	1	7	5.7%
Yuma	9	2	11	8.9%
TOTAL	110	13	123	100%

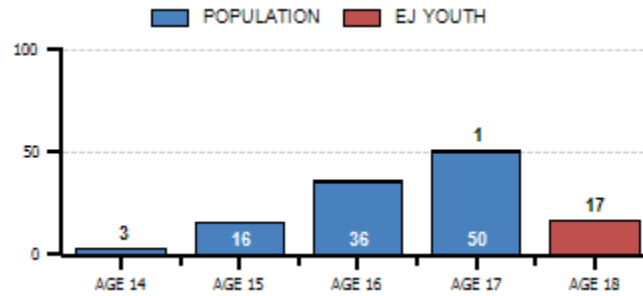
SECURE CARE ETHNIC DISTRIBUTION

Population as of the last day of the month.



SECURE CARE AGE DISTRIBUTION

A.R.S. 8-202 requires juvenile courts to retain jurisdiction over a juvenile who is at least 17 years old and who has been adjudicated delinquent, until the person reaches 19 years old. This requires the court to order continued services until the juvenile reaches 19 years old or services are terminated by the court. Content represents population as of the last day of the month, highlighting our Extended Jurisdiction (EJ) youth.



LENGTH OF STAY

Since July 1, 2023 (FY 24), the ADJC released 10 youth from its population, excluding revocations, who served an average of 7.2 months.

CATEGORY	6 MONTHS OR LESS	6 TO 12 MONTHS	12 MONTHS OR GREATER
Released to Parole	0	2	1
Aged Out (18-19)	6	0	1
Convicted as an Adult	0	0	0
ICE Discharge	0	0	0
Recalled by Court	0	0	0
Other	0	0	0
TOTAL	6	2	2

RECIDIVISM RATES

Represents youth identified by the year they were released, who returned to custody with AZDJC or ADC following their release from Secure Care.

LENGTH OF FOLLOW-UP	NEW OFFENSES & TECHNICAL VIOLATIONS	NEW OFFENSES	SEXUAL OFFENSES
2022 Releases (12 Months)	35.1%	19.8%	0.00%
2021 Releases (24 Months)	36.5%	28.4%	0.00%
2020 Releases (36 Months)	47.5%	40.0%	0.00%

RESTORATIVE JUSTICE

Represents services provided to victims and restitution collected from youth. As of July 31st, 2023, 30 victims (24.39%) are registered.

CATEGORY	THIS MONTH	FY 24 (YTD)
Victims Registered	30	30
Victim Notifications	5	5
Victim Notification of Release	2	2
Victim Services Provided	199	199
Victim Restitution Collected	\$14.28	\$14.28

ARIZONA DEPARTMENT OF JUVENILE CORRECTIONS

JUST THE FACTS

Our Vision is to be a nationally recognized leader that advances public safety through the rehabilitation of seriously delinquent youth.

JULY 2023

KATIE HOBBS
GOVERNOR

DOUG SARGENT
DIRECTOR

ARIZONA DEPARTMENT OF
JUVENILE CORRECTIONS
100 North 15th Avenue Suite 103
Phoenix, Arizona 85007
www.azdjcc.gov

This publication provides preliminary data. Please refer to our online reports for the most current statistics. Thank you.

Published August 15, 2023

AGENCY CENSUS

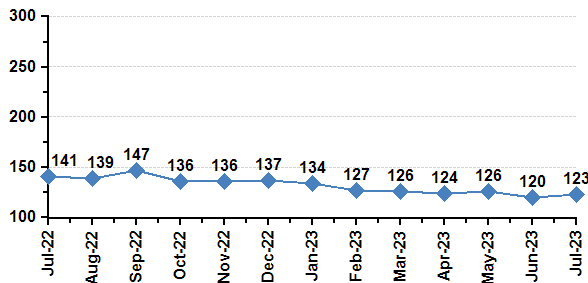
Population as of the last day of the month.

CATEGORY	MALE	FEMALE	TOTAL
Secure Care	110	13	123
Parole – Community Supervision	28	4	32
Parole – Interstate In	60	13	73
Parole – Interstate Out	0	0	0
Parole – Abscond / Warrant	3	0	3
Probation – Interstate Out	1	2	3
TOTAL	202	32	234

The ADJC currently supervises 26 extended jurisdiction youth. There are 16 males, and 2 females in Secure Care as well as 6 males and 2 females on Parole. Dually involved youth, (Department of Child Safety) represents 20 (12.34%) of our Secure Care and Parole populations.

SECURE CARE POPULATION TREND

Content represents a thirteen-month population trend as of the last day of the month. Data reflects a 12.77% decrease since July 2022.



SECURE CARE POPULATION DETAIL

Population admissions and releases during the month.

POPULATION AS OF JUNE 30, 2023				120
ADMISSIONS	MALE	FEMALE	TOTAL	
New Commitment	8	1	9	
Parole Violator	1	0	1	
Re-Commitment	0	0	0	
Pending Suspension/Revocation	2	1	3	
TOTAL	11	2	13	
RELEASES	MALE	FEMALE	TOTAL	
Released to Parole	2	1	3	
Aged Out (18-19)	6	1	7	
Convicted as an Adult	0	0	0	
ICE Discharge	0	0	0	
Other	0	0	0	
From Pending Sus/Rev	0	0	0	
TOTAL	8	2	10	
POPULATION AS OF JULY 31, 2023				123

AGENCY RISK LEVELS

Population risk to recidivate based upon the Arizona Juvenile Assessment System (AZYAS) Assessment Tool as of the last day of the month.

CATEGORY	SECURE CARE*	PAROLE**
Low Risk	17 13.8%	4 11.8%
Moderate Risk	60 48.8%	23 67.6%
High Risk	46 37.4%	7 20.6%
TOTAL	123 100%	34 100%

* At the time this document was published, all youth may not have been assessed.

** Parole includes Community Supervision, Interstate Out and Abscond.

AGENCY PRIOR REFERRALS

The number of times a youth was involved in the juvenile justice system prior to commitment to AZDJC as of the last day of the month.

CATEGORY	SECURE CARE	PAROLE
1 to 3 Referrals	21	7
4 to 6 Referrals	34	6
7 to 9 Referrals	20	10
10 to 12 Referrals	18	4
13 or More Referrals	30	8
TOTAL	123	35

AGENCY PRIOR ADJUDICATIONS

The number of times a youth was involved in the juvenile justice system prior to commitment to AZDJC as of the last day of the month.

CATEGORY	SECURE CARE	PAROLE
1 Adjudication	33	11
2 to 3 Adjudications	50	14
4 to 5 Adjudications	27	6
6 to 7 Adjudications	11	4
8 or More Adjudications	2	0
TOTAL	123	35

AGENCY PRIOR COMMITMENT OFFENSES

The most serious offense committed by the youth prior to commitment to AZDJC as of the last day of the month.

CATEGORY	SECURE CARE	PAROLE
Public Order Offenses	7	4
Crimes Against Persons	52	11
Drug Offenses	5	1
Property Offenses	26	7
Other Offenses	23	9
Weapon Offenses	10	3
Non-Delinquent Offenses	0	0
TOTAL	123	35

CLINICAL SERVICES

During the intake assessment, we identify and prescribe treatment to address criminogenic and non-criminogenic factors. Content represents the minimum treatment duration and number of youth prescribe treatment as of the last day of the month. Youth may be enrolled in more than one program.

CATEGORY	DURATION	YOUTH
Dialectical Behavior Therapy	6 Months	120
Seven Challenges	6 Months	35
Aggression Replacement Therapy	10 Weeks	69
Stages of Accomplishment (1)	6 Months	13
Sex Trafficking Awareness & Recovery (2)	11 Weeks	4

1. Stages of Accomplishment – Individual formalized treatment.
2. Sex Trafficking Awareness & Recovery – Prescribed for female youth only.

EDUCATION SERVICES

Number of youth enrolled in all school programs as of the last day of the month. Youth may be enrolled in more than one program.

CATEGORY	SECURE CARE
Enrolled in School	110
Out to Court / Detention – Not Enrolled in School	5
Enrolled in Career Technical Education	51
Enrolled in IDEA / Section 504 (Special Education)	37
GED Certificates Awarded (FY 24)	0
High School Diplomas Awarded (FY 24)	2

EDUCATION SERVICES WHILE ON PAROLE

Number of youth enrolled in school or work activities while on Parole as of the last day of the month. Youth may be enrolled in more than one program.

CATEGORY	PAROLE
Enrolled in School	13
GED Preparation	1
Post-Secondary School	2
Vocational Training	0
Employment	14

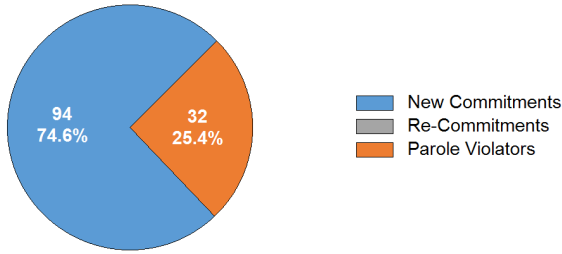
HEALTH SERVICES

Number of health-related services provided to youth throughout the month.

CATEGORY	SECURE CARE
Healthcare Request Forms Received	110
Hospital Admissions	17
Intake / PV Screenings	13
Medical Provider Line	49
Offsite Dental Provider Visits	22
Nursing Line (scheduled and unscheduled)	324
Mental Health (Psychiatric) Provider Visits	3

SECURE CARE COMMITMENT STATUS

Population by commitment status as of the last day of the month.



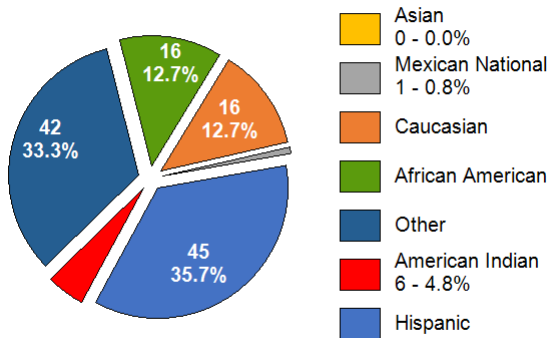
SECURE CARE COMMITTING COUNTY

Population as of the last day of the month.

COUNTY	MALE	FEMALE	TOTAL	PERCENT
Apache	1	0	1	0.8%
Cochise	4	0	4	3.2%
Coconino	0	0	0	0.0%
Gila	1	0	1	0.8%
Graham	4	0	4	3.2%
Greenlee	0	1	1	0.8%
La Paz	0	0	0	0.0%
Maricopa	65	4	69	54.8%
Mohave	8	4	12	9.5%
Navajo	1	0	1	0.8%
Pima	15	1	16	12.7%
Pinal	0	0	0	0.0%
Santa Cruz	0	0	0	0.0%
Yavapai	5	1	6	4.8%
Yuma	9	2	11	8.7%
TOTAL	113	13	126	100%

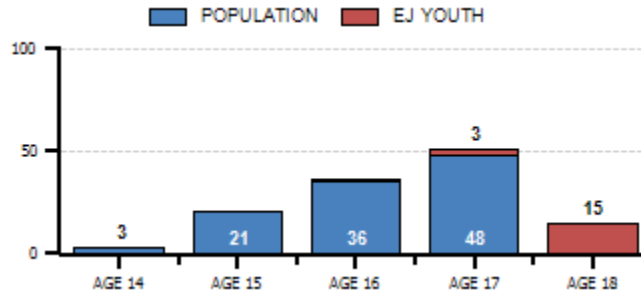
SECURE CARE ETHNIC DISTRIBUTION

Population as of the last day of the month.



SECURE CARE AGE DISTRIBUTION

A.R.S. 8-202 requires juvenile courts to retain jurisdiction over a juvenile who is at least 17 years old and who has been adjudicated delinquent, until the person reaches 19 years old. This requires the court to order continued services until the juvenile reaches 19 years old or services are terminated by the court. Content represents population as of the last day of the month, highlighting our Extended Jurisdiction (EJ) youth.



LENGTH OF STAY

Since July 1, 2023 (FY 24), the ADJC released 26 youth from its population, excluding revocations, who served an average of 7.2 months.

CATEGORY	6 MONTHS OR LESS	6 TO 12 MONTHS	12 MONTHS OR GREATER
Released to Parole	1	8	1
Aged Out (18-19)	11	1	2
Convicted as an Adult	0	0	0
ICE Discharge	0	0	0
Recalled by Court	0	0	0
Other	0	2	0
TOTAL	12	11	3

RECIDIVISM RATES

Represents youth identified by the year they were released, who returned to custody with AZDJC or ADC following their release from Secure Care.

LENGTH OF FOLLOW-UP	NEW OFFENSES & TECHNICAL VIOLATIONS	NEW OFFENSES	SEXUAL OFFENSES
2022 Releases (12 Months)	35.1%	19.8%	0.00%
2021 Releases (24 Months)	36.5%	28.4%	0.00%
2020 Releases (36 Months)	47.5%	40.0%	0.00%

RESTORATIVE JUSTICE

Represents services provided to victims and restitution collected from youth. As of August 31st, 2023, 33 victims (29.19%) are registered.

CATEGORY	THIS MONTH	FY 24 (YTD)
Victims Registered	3	33
Victim Notifications	10	15
Victim Notification of Release	5	7
Victim Services Provided	212	411
Victim Restitution Collected	\$14.96	\$29.24

ARIZONA DEPARTMENT OF JUVENILE CORRECTIONS

JUST THE FACTS

Our Vision is to be a nationally recognized leader that advances public safety through the rehabilitation of seriously delinquent youth.

AUGUST 2023

KATIE HOBBS
GOVERNOR

DOUG SARGENT
DIRECTOR

ARIZONA DEPARTMENT OF
JUVENILE CORRECTIONS
100 North 15th Avenue Suite 103
Phoenix, Arizona 85007
www.azdjcc.gov

This publication provides preliminary data. Please refer to our online reports for the most current statistics. Thank you.

Published September 13, 2023

AGENCY CENSUS

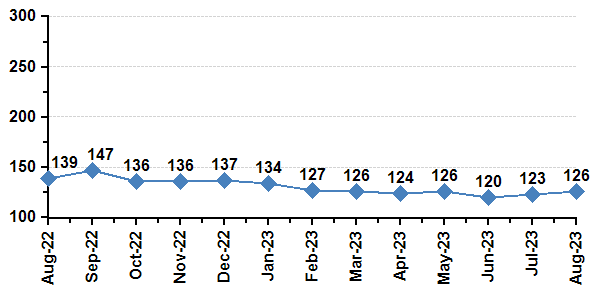
Population as of the last day of the month.

CATEGORY	MALE	FEMALE	TOTAL
Secure Care	113	13	126
Parole – Community Supervision	22	5	27
Parole – Interstate In	64	15	79
Parole – Interstate Out	0	0	0
Parole – Abscond / Warrant	3	0	3
Probation – Interstate Out	1	1	2
TOTAL	203	34	237

The ADJC currently supervises 23 extended jurisdiction youth. There are 16 males, and 1 female in Secure Care as well as 3 males and 3 females on Parole. Dually involved youth, (Department of Child Safety) represents 22 (14.01%) of our Secure Care and Parole populations.

SECURE CARE POPULATION TREND

Content represents a thirteen-month population trend as of the last day of the month. Data reflects a 9.35% decrease since August 2022.



SECURE CARE POPULATION DETAIL

Population admissions and releases during the month.

POPULATION AS OF JULY 31, 2023			
			123
ADMISSIONS	MALE	FEMALE	TOTAL
New Commitment	11	2	13
Parole Violator	4	0	4
Re-Commitment	0	0	0
Pending Suspension/Revocation	3	0	3
TOTAL	18	2	20
RELEASES	MALE	FEMALE	TOTAL
Released to Parole	5	2	7
Aged Out (18-19)	7	0	7
Convicted as an Adult	0	0	0
ICE Discharge	0	0	0
Other	2	0	2
From Pending Sus/Rev	1	0	1
TOTAL	15	2	17
POPULATION AS OF AUGUST 31, 2023			
			126

AGENCY RISK LEVELS

Population risk to recidivate based upon the Arizona Juvenile Assessment System (AZYAS) Assessment Tool as of the last day of the month.

CATEGORY	SECURE CARE*		PAROLE**	
Low Risk	21	16.7%	3	10.7%
Moderate Risk	60	47.6%	17	60.7%
High Risk	45	35.7%	8	28.6%
TOTAL	126	100%	28	100%

* At the time this document was published, all youth may not have been assessed.

** Parole includes Community Supervision, Interstate Out and Abscond.

AGENCY PRIOR REFERRALS

The number of times a youth was involved in the juvenile justice system prior to commitment to AZDJC as of the last day of the month.

CATEGORY	SECURE CARE	PAROLE
1 to 3 Referrals	20	6
4 to 6 Referrals	35	6
7 to 9 Referrals	22	8
10 to 12 Referrals	18	4
13 or More Referrals	31	6
TOTAL	126	30

AGENCY PRIOR ADJUDICATIONS

The number of times a youth was involved in the juvenile justice system prior to commitment to AZDJC as of the last day of the month.

CATEGORY	SECURE CARE	PAROLE
1 Adjudication	34	9
2 to 3 Adjudications	52	11
4 to 5 Adjudications	27	7
6 to 7 Adjudications	10	3
8 or More Adjudications	3	0
TOTAL	126	30

AGENCY PRIOR COMMITMENT OFFENSES

The most serious offense committed by the youth prior to commitment to AZDJC as of the last day of the month.

CATEGORY	SECURE CARE	PAROLE
Public Order Offenses	9	4
Crimes Against Persons	52	10
Drug Offenses	5	0
Property Offenses	27	5
Other Offenses	19	10
Weapon Offenses	14	1
Non-Delinquent Offenses	0	0
TOTAL	126	30

CLINICAL SERVICES

During the intake assessment, we identify and prescribe treatment to address criminogenic and non-criminogenic factors. Content represents the minimum treatment duration and number of youth prescribe treatment as of the last day of the month. Youth may be enrolled in more than one program.

CATEGORY	DURATION	YOUTH
Dialectical Behavior Therapy	6 Months	120
Seven Challenges	6 Months	35
Aggression Replacement Therapy	10 Weeks	73
Stages of Accomplishment (1)	6 Months	13
Sex Trafficking Awareness & Recovery (2)	11 Weeks	2

1. Stages of Accomplishment – Individual formalized treatment.
2. Sex Trafficking Awareness & Recovery – Prescribed for female youth only.

EDUCATION SERVICES

Number of youth enrolled in all school programs as of the last day of the month. Youth may be enrolled in more than one program.

CATEGORY	SECURE CARE
Enrolled in School	116
Out to Court / Detention – Not Enrolled in School	5
Enrolled in Career Technical Education	51
Enrolled in IDEA / Section 504 (Special Education)	39
GED Certificates Awarded (FY 24)	1
High School Diplomas Awarded (FY 24)	3

EDUCATION SERVICES WHILE ON PAROLE

Number of youth enrolled in school or work activities while on Parole as of the last day of the month. Youth may be enrolled in more than one program.

CATEGORY	PAROLE
Enrolled in School	10
GED Preparation	2
Post-Secondary School	3
Vocational Training	1
Employment	9

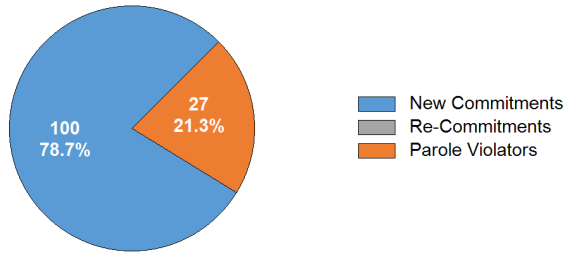
HEALTH SERVICES

Number of health-related services provided to youth throughout the month.

CATEGORY	SECURE CARE
Healthcare Request Forms Received	140
Hospital Admissions	12
Intake / PV Screenings	20
Medical Provider Line	78
Offsite Dental Provider Visits	31
Nursing Line (scheduled and unscheduled)	411
Mental Health (Psychiatric) Provider Visits	30

SECURE CARE COMMITMENT STATUS

Population by commitment status as of the last day of the month.



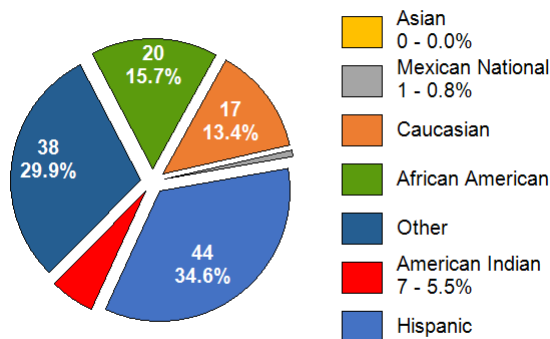
SECURE CARE COMMITTING COUNTY

Population as of the last day of the month.

COUNTY	MALE	FEMALE	TOTAL	PERCENT
Apache	1	0	1	0.8%
Cochise	4	0	4	3.1%
Coconino	1	0	1	0.8%
Gila	1	0	1	0.8%
Graham	4	0	4	3.1%
Greenlee	0	1	1	0.8%
La Paz	0	0	0	0.0%
Maricopa	66	5	71	55.9%
Mohave	8	3	11	8.7%
Navajo	1	0	1	0.8%
Pima	16	1	17	13.4%
Pinal	1	0	1	0.8%
Santa Cruz	0	0	0	0.0%
Yavapai	4	1	5	3.9%
Yuma	9	0	9	7.1%
TOTAL	116	11	127	100%

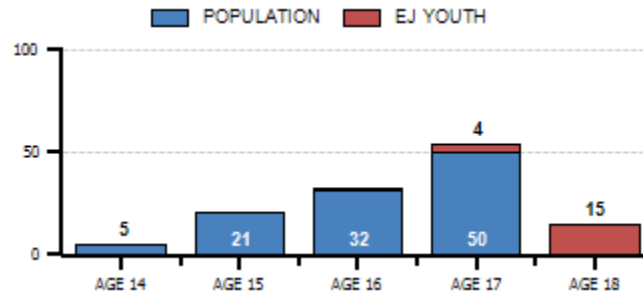
SECURE CARE ETHNIC DISTRIBUTION

Population as of the last day of the month.



SECURE CARE AGE DISTRIBUTION

A.R.S. 8-202 requires juvenile courts to retain jurisdiction over a juvenile who is at least 17 years old and who has been adjudicated delinquent, until the person reaches 19 years old. This requires the court to order continued services until the juvenile reaches 19 years old or services are terminated by the court. Content represents population as of the last day of the month, highlighting our Extended Jurisdiction (EJ) youth.



LENGTH OF STAY

Since July 1, 2023 (FY 24), the ADJC released 40 youth from its population, excluding revocations, who served an average of 7.3 months.

CATEGORY	6 MONTHS OR LESS	6 TO 12 MONTHS	12 MONTHS OR GREATER
Released to Parole	1	12	1
Aged Out (18-19)	15	5	2
Convicted as an Adult	0	1	0
ICE Discharge	0	0	0
Recalled by Court	0	0	0
Other	0	2	1
TOTAL	16	20	4

RECIDIVISM RATES

Represents youth identified by the year they were released, who returned to custody with AZDJC or ADC following their release from Secure Care.

LENGTH OF FOLLOW-UP	NEW OFFENSES & TECHNICAL VIOLATIONS	NEW OFFENSES	SEXUAL OFFENSES
2022 Releases (12 Months)	35.1%	19.8%	0.0%
2021 Releases (24 Months)	36.5%	28.4%	0.0%
2020 Releases (36 Months)	47.5%	40.0%	0.0%

RESTORATIVE JUSTICE

Represents services provided to victims and restitution collected from youth. As of September 30th, 2023, 34 victims (26.77%) are registered.

CATEGORY	THIS MONTH	FY 24 (YTD)
Victims Registered	1	34
Victim Notifications	11	26
Victim Notification of Release	5	12
Victim Services Provided	212	623
Victim Restitution Collected	\$49.64	\$78.88

ARIZONA DEPARTMENT OF JUVENILE CORRECTIONS

JUST THE FACTS

Our Vision is to be a nationally recognized leader that advances public safety through the rehabilitation of seriously delinquent youth.

SEPTEMBER 2023

KATIE HOBBS
GOVERNOR

DOUG SARGENT
DIRECTOR

ARIZONA DEPARTMENT OF
JUVENILE CORRECTIONS
100 North 15th Avenue Suite 103
Phoenix, Arizona 85007
www.azdjcc.gov

This publication provides preliminary data. Please refer to our online reports for the most current statistics. Thank you.

Published October 16, 2023

AGENCY CENSUS

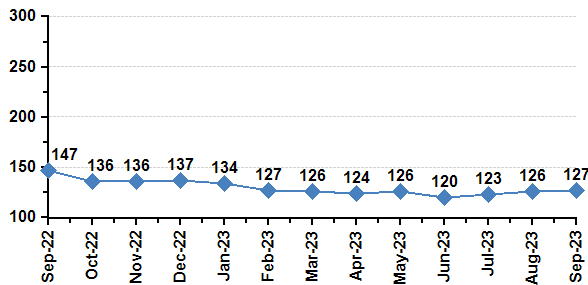
Population as of the last day of the month.

CATEGORY	MALE	FEMALE	TOTAL
Secure Care	116	11	127
Parole – Community Supervision	17	4	21
Parole – Interstate In	61	15	76
Parole – Interstate Out	0	0	0
Parole – Abscond / Warrant	3	2	5
Probation – Interstate Out	1	0	1
TOTAL	198	32	230

The ADJC currently supervises 24 extended jurisdiction youth. There are 18 males, and 1 female in Secure Care as well as 2 males and 3 females on Parole. Dually involved youth, (Department of Child Safety) represents 21 (13.64%) of our Secure Care and Parole populations.

SECURE CARE POPULATION TREND

Content represents a thirteen-month population trend as of the last day of the month. Data reflects a 13.61% decrease since September 2022.



SECURE CARE POPULATION DETAIL

Population admissions and releases during the month.

POPULATION AS OF AUGUST 31, 2023	TOTAL
	126

ADMISSIONS	MALE	FEMALE	TOTAL
New Commitment	11	1	12
Parole Violator	1	0	1
Re-Commitment	0	0	0
Pending Suspension/Revocation	2	0	2
TOTAL	14	1	15

RELEASES	MALE	FEMALE	TOTAL
Released to Parole	2	2	4
Aged Out (18-19)	7	1	8
Convicted as an Adult	1	0	1
ICE Discharge	0	0	0
Other	1	0	1
From Pending Sus/Rev	0	0	0
TOTAL	11	3	14

POPULATION AS OF SEPTEMBER 30, 2023	TOTAL
	127

AGENCY RISK LEVELS

Population risk to recidivate based upon the Arizona Juvenile Assessment System (AZYAS) Assessment Tool as of the last day of the month.

CATEGORY	SECURE CARE*	PAROLE**
Low Risk	21 16.5%	2 8.7%
Moderate Risk	63 49.6%	14 60.9%
High Risk	43 33.9%	7 30.4%
TOTAL	127 100%	23 100%

* At the time this document was published, all youth may not have been assessed.

** Parole includes Community Supervision, Interstate Out and Abscond.

AGENCY PRIOR REFERRALS

The number of times a youth was involved in the juvenile justice system prior to commitment to AZDJC as of the last day of the month.

CATEGORY	SECURE CARE	PAROLE
1 to 3 Referrals	20	8
4 to 6 Referrals	34	4
7 to 9 Referrals	24	8
10 to 12 Referrals	20	2
13 or More Referrals	29	4
TOTAL	127	26

AGENCY PRIOR ADJUDICATIONS

The number of times a youth was involved in the juvenile justice system prior to commitment to AZDJC as of the last day of the month.

CATEGORY	SECURE CARE	PAROLE
1 Adjudication	33	9
2 to 3 Adjudications	57	10
4 to 5 Adjudications	25	4
6 to 7 Adjudications	10	3
8 or More Adjudications	2	0
TOTAL	127	26

AGENCY PRIOR COMMITMENT OFFENSES

The most serious offense committed by the youth prior to commitment to AZDJC as of the last day of the month.

CATEGORY	SECURE CARE	PAROLE
Crimes Against Persons	55	11
Drug Offenses	4	0
Property Offenses	31	3
Other Offenses	14	7
Weapon Offenses	13	1
Public Order Offenses	10	4
Non-Delinquent Offenses	0	0
TOTAL	127	26

CLINICAL SERVICES

During the intake assessment, we identify and prescribe treatment to address criminogenic and non-criminogenic factors. Content represents the minimum treatment duration and number of youth prescribe treatment as of the last day of the month. Youth may be enrolled in more than one program.

CATEGORY	DURATION	YOUTH
Dialectical Behavior Therapy	6 Months	119
Seven Challenges	6 Months	33
Aggression Replacement Therapy	10 Weeks	76
Stages of Accomplishment (1)	6 Months	12
Sex Trafficking Awareness & Recovery (2)	11 Weeks	2

1. Stages of Accomplishment – Individual formalized treatment.
2. Sex Trafficking Awareness & Recovery – Prescribed for female youth only.

EDUCATION SERVICES

Number of youth enrolled in all school programs as of the last day of the month. Youth may be enrolled in more than one program.

CATEGORY	SECURE CARE
Enrolled in School	114
Out to Court / Detention – Not Enrolled in School	8
Enrolled in Career Technical Education	53
Enrolled in IDEA / Section 504 (Special Education)	41
GED Certificates Awarded (FY 24)	2
High School Diplomas Awarded (FY 24)	6

EDUCATION SERVICES WHILE ON PAROLE

Number of youth enrolled in school or work activities while on Parole as of the last day of the month. Youth may be enrolled in more than one program.

CATEGORY	PAROLE
Enrolled in School	7
GED Preparation	3
Post-Secondary School	0
Vocational Training	1
Employment	7

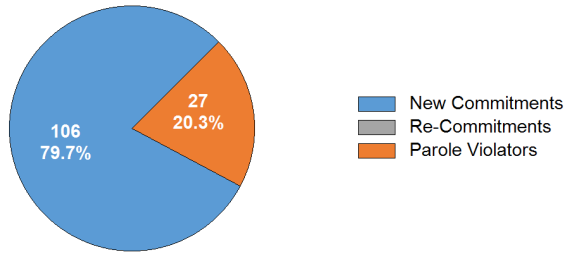
HEALTH SERVICES

Number of health-related services provided to youth throughout the month.

CATEGORY	SECURE CARE
Healthcare Request Forms Received	71
Hospital Admissions	8
Intake / PV Screenings	15
Medical Provider Line	82
Offsite Dental Provider Visits	29
Nursing Line (scheduled and unscheduled)	455
Mental Health (Psychiatric) Provider Visits	12

SECURE CARE COMMITMENT STATUS

Population by commitment status as of the last day of the month.



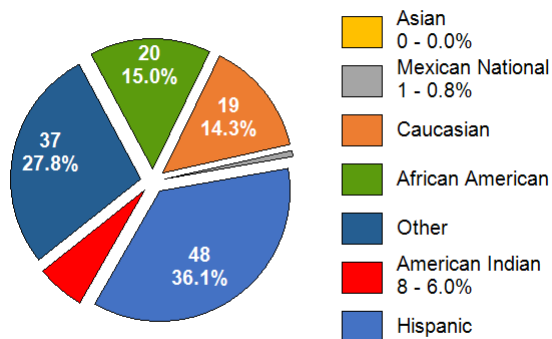
SECURE CARE COMMITTING COUNTY

Population as of the last day of the month.

COUNTY	MALE	FEMALE	TOTAL	PERCENT
Apache	2	0	2	1.5%
Cochise	5	0	5	3.8%
Coconino	1	0	1	0.8%
Gila	1	1	2	1.5%
Graham	3	1	4	3.0%
Greenlee	1	1	2	1.5%
La Paz	0	0	0	0.0%
Maricopa	71	4	75	56.4%
Mohave	9	2	11	8.3%
Navajo	1	0	1	0.8%
Pima	16	1	17	12.8%
Pinal	1	0	1	0.8%
Santa Cruz	0	0	0	0.0%
Yavapai	4	1	5	3.8%
Yuma	7	0	7	5.3%
TOTAL	122	11	133	100%

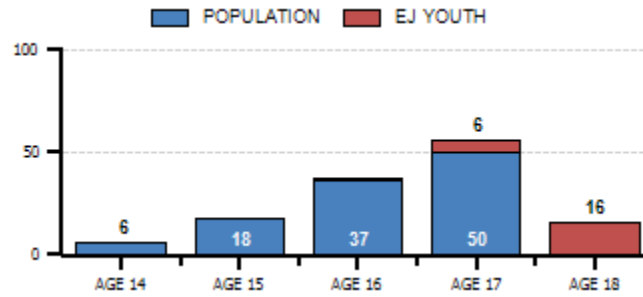
SECURE CARE ETHNIC DISTRIBUTION

Population as of the last day of the month.



SECURE CARE AGE DISTRIBUTION

A.R.S. 8-202 requires juvenile courts to retain jurisdiction over a juvenile who is at least 17 years old and who has been adjudicated delinquent, until the person reaches 19 years old. This requires the court to order continued services until the juvenile reaches 19 years old or services are terminated by the court. Content represents population as of the last day of the month, highlighting our Extended Jurisdiction (EJ) youth.



LENGTH OF STAY

Since July 1, 2023 (FY 24), the ADJC released 50 youth from its population, excluding revocations, who served an average of 7.8 months.

CATEGORY	6 MONTHS OR LESS	6 TO 12 MONTHS	12 MONTHS OR GREATER
Released to Parole	1	16	1
Aged Out (18-19)	17	6	5
Convicted as an Adult	0	1	0
ICE Discharge	0	0	0
Recalled by Court	0	0	0
Other	0	2	1
TOTAL	18	25	7

RECIDIVISM RATES

Represents youth identified by the year they were released, who returned to custody with AZDJC or ADC following their release from Secure Care.

LENGTH OF FOLLOW-UP	NEW OFFENSES & TECHNICAL VIOLATIONS	NEW OFFENSES	SEXUAL OFFENSES
2022 Releases (12 Months)	35.10%	19.80%	0.00%
2021 Releases (24 Months)	36.50%	28.40%	0.00%
2020 Releases (36 Months)	47.50%	40.00%	0.00%

RESTORATIVE JUSTICE

Represents services provided to victims and restitution collected from youth. As of October 31st, 2023, 42 victims (31.58%) are registered.

CATEGORY	THIS MONTH	FY 24 (YTD)
Victims Registered	8	42
Victim Notifications	6	32
Victim Notification of Release	5	17
Victim Services Provided	292	915
Victim Restitution Collected	\$43.86	\$122.74

ARIZONA DEPARTMENT OF JUVENILE CORRECTIONS

JUST THE FACTS

Our Vision is to be a nationally recognized leader that advances public safety through the rehabilitation of seriously delinquent youth.

OCTOBER 2023

KATIE HOBBS
GOVERNOR

DOUG SARGENT
DIRECTOR

ARIZONA DEPARTMENT OF
JUVENILE CORRECTIONS
100 North 15th Avenue Suite 103
Phoenix, Arizona 85007
www.azdjcc.gov

This publication provides preliminary data. Please refer to our online reports for the most current statistics. Thank you.

Published November 15, 2023

AGENCY CENSUS

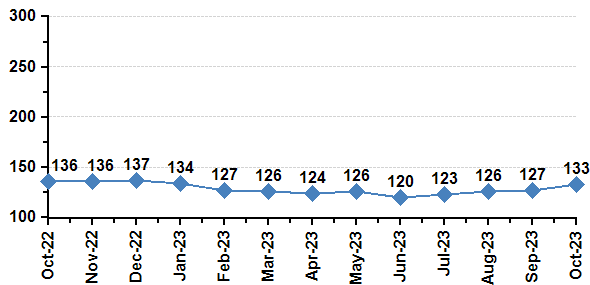
Population as of the last day of the month.

CATEGORY	MALE	FEMALE	TOTAL
Secure Care	122	11	133
Parole – Community Supervision	11	4	15
Parole – Interstate In	57	17	74
Parole – Interstate Out	0	0	0
Parole – Abscond / Warrant	2	2	4
Probation – Interstate Out	1	1	2
TOTAL	193	35	228

The ADJC currently supervises 25 extended jurisdiction youth. There are 20 males, and 2 females in Secure Care as well as 2 males and 1 female on Parole. Dually involved youth, (Department of Child Safety) represents 18 (11.76%) of our Secure Care and Parole populations.

SECURE CARE POPULATION TREND

Content represents a thirteen-month population trend as of the last day of the month. Data reflects a 2.21% decrease since October 2022.



SECURE CARE POPULATION DETAIL

Population admissions and releases during the month.

POPULATION AS OF SEPTEMBER 30, 2023			
	127		
ADMISSIONS	MALE	FEMALE	TOTAL
New Commitment	11	1	12
Parole Violator	0	1	1
Re-Commitment	0	0	0
Pending Suspension/Revocation	3	0	3
TOTAL	14	2	16
RELEASES	MALE	FEMALE	TOTAL
Released to Parole	3	1	4
Aged Out (18-19)	5	1	6
Convicted as an Adult	0	0	0
ICE Discharge	0	0	0
Other	0	0	0
From Pending Sus/Rev	0	0	0
TOTAL	8	2	10
POPULATION AS OF OCTOBER 31, 2023			
	133		

AGENCY RISK LEVELS

Population risk to recidivate based upon the Arizona Juvenile Assessment System (AZYAS) Assessment Tool as of the last day of the month.

CATEGORY	SECURE CARE*		PAROLE**	
Low Risk	25	18.8%	2	11.8%
Moderate Risk	65	48.9%	10	58.8%
High Risk	43	32.3%	5	29.4%
TOTAL	133	100%	17	100%

* At the time this document was published, all youth may not have been assessed.

** Parole includes Community Supervision, Interstate Out and Abscond.

AGENCY PRIOR REFERRALS

The number of times a youth was involved in the juvenile justice system prior to commitment to AZDJC as of the last day of the month.

CATEGORY	SECURE CARE	PAROLE
1 to 3 Referrals	23	4
4 to 6 Referrals	37	5
7 to 9 Referrals	28	4
10 to 12 Referrals	18	4
13 or More Referrals	27	2
TOTAL	133	19

AGENCY PRIOR ADJUDICATIONS

The number of times a youth was involved in the juvenile justice system prior to commitment to AZDJC as of the last day of the month.

CATEGORY	SECURE CARE	PAROLE
1 Adjudication	35	6
2 to 3 Adjudications	59	10
4 to 5 Adjudications	27	2
6 to 7 Adjudications	11	1
8 or More Adjudications	1	0
TOTAL	133	19

AGENCY PRIOR COMMITMENT OFFENSES

The most serious offense committed by the youth prior to commitment to AZDJC as of the last day of the month.

CATEGORY	SECURE CARE	PAROLE
Crimes Against Persons	61	7
Drug Offenses	4	0
Property Offenses	30	5
Other Offenses	16	1
Weapon Offenses	12	1
Public Order Offenses	10	5
Non-Delinquent Offenses	0	0
TOTAL	133	19

CLINICAL SERVICES

During the intake assessment, we identify and prescribe treatment to address criminogenic and non-criminogenic factors. Content represents the minimum treatment duration and number of youth prescribe treatment as of the last day of the month. Youth may be enrolled in more than one program.

CATEGORY	DURATION	YOUTH
Dialectical Behavior Therapy	6 Months	121
Seven Challenges	6 Months	31
Aggression Replacement Therapy	10 Weeks	81
Stages of Accomplishment (1)	6 Months	14
Sex Trafficking Awareness & Recovery (2)	11 Weeks	2

1. Stages of Accomplishment – Individual formalized treatment.
2. Sex Trafficking Awareness & Recovery – Prescribed for female youth only.

EDUCATION SERVICES

Number of youth enrolled in all school programs as of the last day of the month. Youth may be enrolled in more than one program.

CATEGORY	SECURE CARE
Enrolled in School	123
Out to Court / Detention – Not Enrolled in School	5
Enrolled in Career Technical Education	53
Enrolled in IDEA / Section 504 (Special Education)	40
GED Certificates Awarded (FY 24)	5
High School Diplomas Awarded (FY 24)	6

EDUCATION SERVICES WHILE ON PAROLE

Number of youth enrolled in school or work activities while on Parole as of the last day of the month. Youth may be enrolled in more than one program.

CATEGORY	PAROLE
Enrolled in School	8
GED Preparation	4
Post-Secondary School	0
Vocational Training	2
Employment	5

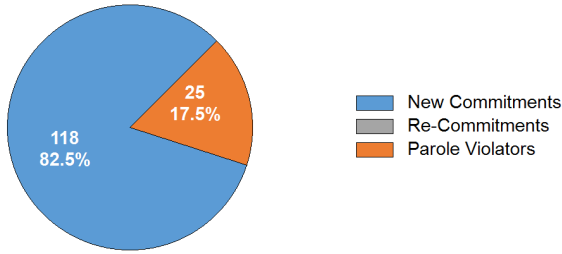
HEALTH SERVICES

Number of health-related services provided to youth throughout the month.

CATEGORY	SECURE CARE
Healthcare Request Forms Received	251
Hospital Admissions	5
Intake / PV Screenings	15
Medical Provider Line	92
Offsite Dental Provider Visits	25
Nursing Line (scheduled and unscheduled)	435
Mental Health (Psychiatric) Provider Visits	37

SECURE CARE COMMITMENT STATUS

Population by commitment status as of the last day of the month.



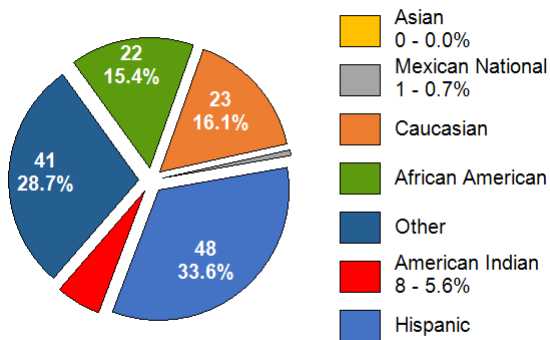
SECURE CARE COMMITTING COUNTY

Population as of the last day of the month.

COUNTY	MALE	FEMALE	TOTAL	PERCENT
Apache	4	0	4	2.8%
Cochise	5	0	5	3.5%
Coconino	1	0	1	0.7%
Gila	2	1	3	2.1%
Graham	3	1	4	2.8%
Greenlee	0	1	1	0.7%
La Paz	0	0	0	0.0%
Maricopa	75	5	80	55.9%
Mohave	10	4	14	9.8%
Navajo	1	0	1	0.7%
Pima	14	0	14	9.8%
Pinal	1	0	1	0.7%
Santa Cruz	0	0	0	0.0%
Yavapai	4	1	5	3.5%
Yuma	9	1	10	7.0%
TOTAL	129	14	143	100%

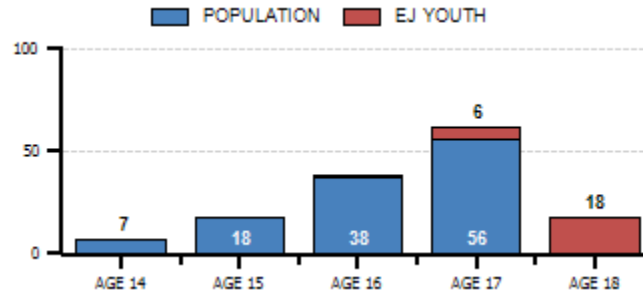
SECURE CARE ETHNIC DISTRIBUTION

Population as of the last day of the month.



SECURE CARE AGE DISTRIBUTION

A.R.S. 8-202 requires juvenile courts to retain jurisdiction over a juvenile who is at least 17 years old and who has been adjudicated delinquent, until the person reaches 19 years old. This requires the court to order continued services until the juvenile reaches 19 years old or services are terminated by the court. Content represents population as of the last day of the month, highlighting our Extended Jurisdiction (EJ) youth.



LENGTH OF STAY

Since July 1, 2023 (FY 24), the ADJC released 59 youth from its population, excluding revocations, who served an average of 7.7 months.

CATEGORY	6 MONTHS OR LESS	6 TO 12 MONTHS	12 MONTHS OR GREATER
Released to Parole	2	23	1
Aged Out (18-19)	18	6	5
Convicted as an Adult	0	1	0
ICE Discharge	0	0	0
Recalled by Court	0	0	0
Other	0	2	1
TOTAL	20	32	7

RECIDIVISM RATES

Represents youth identified by the year they were released, who returned to custody with AZDJC or ADC following their release from Secure Care.

LENGTH OF FOLLOW-UP	NEW OFFENSES & TECHNICAL VIOLATIONS	NEW OFFENSES	SEXUAL OFFENSES
2022 Releases (12 Months)	35.10%	19.80%	0.00%
2021 Releases (24 Months)	36.50%	28.40%	0.00%
2020 Releases (36 Months)	47.50%	40.00%	0.00%

RESTORATIVE JUSTICE

Represents services provided to victims and restitution collected from youth. As of November 30th, 2023, 49 victims (34.27%) are registered.

CATEGORY	THIS MONTH	FY 24 (YTD)
Victims Registered	7	49
Victim Notifications	23	55
Victim Notification of Release	7	24
Victim Services Provided	301	1216
Victim Restitution Collected	\$17.34	\$140.08

ARIZONA DEPARTMENT OF JUVENILE CORRECTIONS

JUST THE FACTS

Our Vision is to be a nationally recognized leader that advances public safety through the rehabilitation of seriously delinquent youth.

NOVEMBER 2023

KATIE HOBBS
GOVERNOR

DOUG SARGENT
DIRECTOR

ARIZONA DEPARTMENT OF
JUVENILE CORRECTIONS
100 North 15th Avenue Suite 103
Phoenix, Arizona 85007
www.azdjcc.gov

This publication provides preliminary data. Please refer to our online reports for the most current statistics. Thank you.

Published December 15, 2023

AGENCY CENSUS

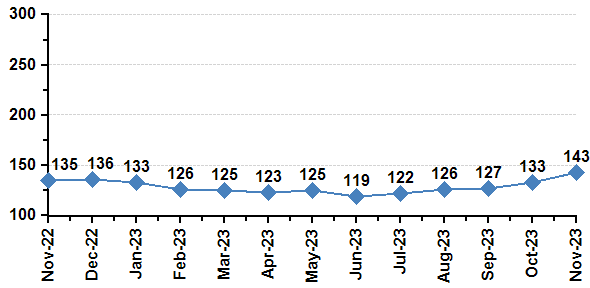
Population as of the last day of the month.

CATEGORY	MALE	FEMALE	TOTAL
Secure Care	129	14	143
Parole – Community Supervision	19	4	23
Parole – Interstate In	53	14	67
Parole – Interstate Out	0	0	0
Parole – Abscond / Warrant	2	0	2
Probation – Interstate Out	2	0	2
TOTAL	205	32	237

The ADJC currently supervises 27 extended jurisdiction youth. There are 23 males, and 0 females in Secure Care as well as 2 males and 2 females on Parole. Dually involved youth, (Department of Child Safety) represents 24 (14.20%) of our Secure Care and Parole populations.

SECURE CARE POPULATION TREND

Content represents a thirteen-month population trend as of the last day of the month. Data reflects a 5.93% increase since November 2022.



SECURE CARE POPULATION DETAIL

Population admissions and releases during the month.

POPULATION AS OF OCTOBER 31, 2023				133
ADMISSIONS	MALE	FEMALE	TOTAL	
New Commitment	17	3	20	
Parole Violator	0	0	0	
Re-Commitment	0	0	0	
Pending Suspension/Revocation	0	2	2	
TOTAL	17	5	22	
RELEASES	MALE	FEMALE	TOTAL	
Released to Parole	7	1	8	
Aged Out (18-19)	2	0	2	
Convicted as an Adult	0	0	0	
ICE Discharge	0	0	0	
Other	0	0	0	
From Pending Sus/Rev	1	1	2	
TOTAL	10	2	12	
POPULATION AS OF NOVEMBER 30, 2023				143

AGENCY RISK LEVELS

Population risk to recidivate based upon the Arizona Juvenile Assessment System (AZYAS) Assessment Tool as of the last day of the month.

CATEGORY	SECURE CARE*	PAROLE**
Low Risk	29 20.3%	2 9.1%
Moderate Risk	67 46.9%	10 45.5%
High Risk	47 32.9%	10 45.5%
TOTAL	143 100%	22 100%

* At the time this document was published, all youth may not have been assessed.

** Parole includes Community Supervision, Interstate Out and Abscond.

AGENCY PRIOR REFERRALS

The number of times a youth was involved in the juvenile justice system prior to commitment to AZDJC as of the last day of the month.

CATEGORY	SECURE CARE	PAROLE
1 to 3 Referrals	26	4
4 to 6 Referrals	37	7
7 to 9 Referrals	31	5
10 to 12 Referrals	20	6
13 or More Referrals	29	3
TOTAL	143	25

AGENCY PRIOR ADJUDICATIONS

The number of times a youth was involved in the juvenile justice system prior to commitment to AZDJC as of the last day of the month.

CATEGORY	SECURE CARE	PAROLE
1 Adjudication	39	9
2 to 3 Adjudications	64	11
4 to 5 Adjudications	30	2
6 to 7 Adjudications	10	2
8 or More Adjudications	0	1
TOTAL	143	25

AGENCY PRIOR COMMITMENT OFFENSES

The most serious offense committed by the youth prior to commitment to AZDJC as of the last day of the month.

CATEGORY	SECURE CARE	PAROLE
Crimes Against Persons	64	10
Drug Offenses	5	0
Property Offenses	33	6
Other Offenses	18	2
Weapon Offenses	13	2
Public Order Offenses	10	5
Non-Delinquent Offenses	0	0
TOTAL	143	25

CLINICAL SERVICES

During the intake assessment, we identify and prescribe treatment to address criminogenic and non-criminogenic factors. Content represents the minimum treatment duration and number of youth prescribe treatment as of the last day of the month. Youth may be enrolled in more than one program.

CATEGORY	DURATION	YOUTH
Dialectical Behavior Therapy	6 Months	136
Seven Challenges	6 Months	36
Aggression Replacement Therapy	10 Weeks	91
Stages of Accomplishment (1)	6 Months	16
Sex Trafficking Awareness & Recovery (2)	11 Weeks	1

1. Stages of Accomplishment – Individual formalized treatment.
2. Sex Trafficking Awareness & Recovery – Prescribed for female youth only.

EDUCATION SERVICES

Number of youth enrolled in all school programs as of the last day of the month. Youth may be enrolled in more than one program.

CATEGORY	SECURE CARE
Enrolled in School	136
Out to Court / Detention – Not Enrolled in School	5
Enrolled in Career Technical Education	54
Enrolled in IDEA / Section 504 (Special Education)	44
GED Certificates Awarded (FY 24)	6
High School Diplomas Awarded (FY 24)	6

EDUCATION SERVICES WHILE ON PAROLE

Number of youth enrolled in school or work activities while on Parole as of the last day of the month. Youth may be enrolled in more than one program.

CATEGORY	PAROLE
Enrolled in School	6
GED Preparation	5
Post-Secondary School	1
Vocational Training	2
Employment	7

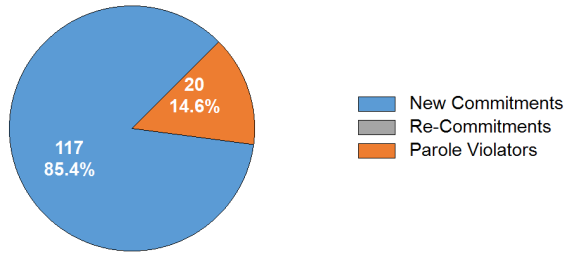
HEALTH SERVICES

Number of health-related services provided to youth throughout the month.

CATEGORY	SECURE CARE
Healthcare Request Forms Received	208
Hospital Admissions	17
Intake / PV Screenings	22
Medical Provider Line	72
Offsite Dental Provider Visits	46
Nursing Line (scheduled and unscheduled)	328
Mental Health (Psychiatric) Provider Visits	26

SECURE CARE COMMITMENT STATUS

Population by commitment status as of the last day of the month.



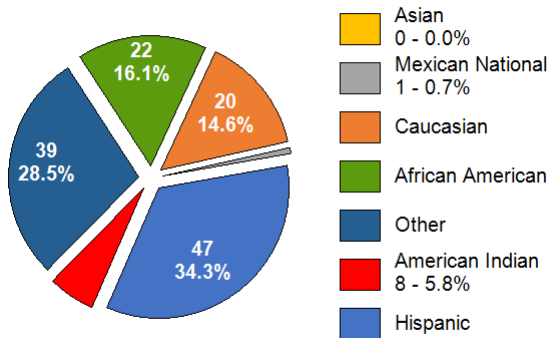
SECURE CARE COMMITTING COUNTY

Population as of the last day of the month.

COUNTY	MALE	FEMALE	TOTAL	PERCENT
Apache	4	0	4	2.9%
Cochise	6	0	6	4.4%
Coconino	1	0	1	0.7%
Gila	2	1	3	2.2%
Graham	2	1	3	2.2%
Greenlee	1	1	2	1.5%
La Paz	0	0	0	0.0%
Maricopa	74	5	79	57.7%
Mohave	11	4	15	10.9%
Navajo	1	0	1	0.7%
Pima	11	0	11	8.0%
Pinal	1	0	1	0.7%
Santa Cruz	0	0	0	0.0%
Yavapai	1	0	1	0.7%
Yuma	9	1	10	7.3%
TOTAL	124	13	137	100%

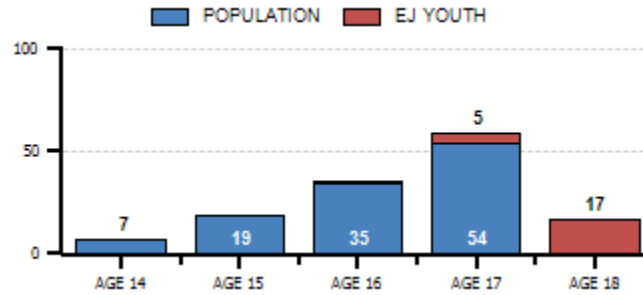
SECURE CARE ETHNIC DISTRIBUTION

Population as of the last day of the month.



SECURE CARE AGE DISTRIBUTION

A.R.S. 8-202 requires juvenile courts to retain jurisdiction over a juvenile who is at least 17 years old and who has been adjudicated delinquent, until the person reaches 19 years old. This requires the court to order continued services until the juvenile reaches 19 years old or services are terminated by the court. Content represents population as of the last day of the month, highlighting our Extended Jurisdiction (EJ) youth.



LENGTH OF STAY

Since July 1, 2023 (FY 24), the ADJC released 74 youth from its population, excluding revocations, who served an average of 7.9 months.

CATEGORY	6 MONTHS OR LESS	6 TO 12 MONTHS	12 MONTHS OR GREATER
Released to Parole	3	27	4
Aged Out (18-19)	21	8	6
Convicted as an Adult	0	2	0
ICE Discharge	0	0	0
Recalled by Court	0	0	0
Other	0	2	1
TOTAL	24	39	11

RECIDIVISM RATES

Represents youth identified by the year they were released, who returned to custody with AZDJC or ADC following their release from Secure Care.

LENGTH OF FOLLOW-UP	NEW OFFENSES & TECHNICAL VIOLATIONS	NEW OFFENSES	SEXUAL OFFENSES
2022 Releases (12 Months)	35.1%	19.8%	0.0%
2021 Releases (24 Months)	36.5%	28.4%	0.0%
2020 Releases (36 Months)	47.5%	40.0%	0.0%

RESTORATIVE JUSTICE

Represents services provided to victims and restitution collected from youth. As of December 31st, 2023, 54 victims (39.42%) are registered.

CATEGORY	THIS MONTH	FY 24 (YTD)
Victims Registered	5	54
Victim Notifications	28	83
Victim Notification of Release	21	45
Victim Services Provided	288	1504
Victim Restitution Collected	\$14.96	\$155.04

ARIZONA DEPARTMENT OF JUVENILE CORRECTIONS

JUST THE FACTS

Our Vision is to be a nationally recognized leader that advances public safety through the rehabilitation of seriously delinquent youth.

DECEMBER 2023

KATIE HOBBS
GOVERNOR

DOUG SARGENT
DIRECTOR

ARIZONA DEPARTMENT OF
JUVENILE CORRECTIONS
100 North 15th Avenue Suite 103
Phoenix, Arizona 85007
www.azdjcc.gov

This publication provides preliminary data. Please refer to our online reports for the most current statistics. Thank you.

Published January 16, 2024

AGENCY CENSUS

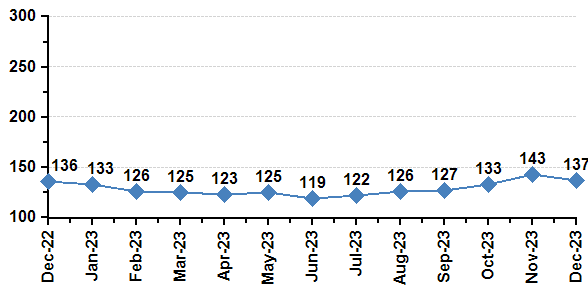
Population as of the last day of the month.

CATEGORY	MALE	FEMALE	TOTAL
Secure Care	124	13	137
Parole – Community Supervision	21	4	25
Parole – Interstate In	59	16	75
Parole – Interstate Out	0	0	0
Parole – Abscond / Warrant	2	0	2
Probation – Interstate Out	1	0	1
TOTAL	207	33	240

The ADJC currently supervises 24 extended jurisdiction youth. There are 21 males, and 0 females in Secure Care as well as 2 males and 1 female on Parole. Dually involved youth, (Department of Child Safety) represents 27 (16.46%) of our Secure Care and Parole populations.

SECURE CARE POPULATION TREND

Content represents a thirteen-month population trend as of the last day of the month. Data reflects a 0.74% increase since December 2022.



SECURE CARE POPULATION DETAIL

Population admissions and releases during the month.

POPULATION AS OF NOVEMBER 30, 2023				143
ADMISSIONS	MALE	FEMALE	TOTAL	
New Commitment	9	0	9	
Parole Violator	0	0	0	
Re-Commitment	0	0	0	
Pending Suspension/Revocation	0	0	0	
TOTAL	9	0	9	
RELEASES	MALE	FEMALE	TOTAL	
Released to Parole	7	1	8	
Aged Out (18-19)	6	0	6	
Convicted as an Adult	1	0	1	
ICE Discharge	0	0	0	
Other	0	0	0	
From Pending Sus/Rev	0	0	0	
TOTAL	14	1	15	
POPULATION AS OF DECEMBER 31, 2023				137

AGENCY RISK LEVELS

Population risk to recidivate based upon the Arizona Juvenile Assessment System (AZYAS) Assessment Tool as of the last day of the month.

CATEGORY	SECURE CARE*	PAROLE**
Low Risk	28 20.6%	2 7.7%
Moderate Risk	64 47.1%	11 42.3%
High Risk	44 32.4%	13 50.0%
TOTAL	136 100%	26 100%

* At the time this document was published, all youth may not have been assessed.

** Parole includes Community Supervision, Interstate Out and Abscond.

AGENCY PRIOR REFERRALS

The number of times a youth was involved in the juvenile justice system prior to commitment to AZDJC as of the last day of the month.

CATEGORY	SECURE CARE	PAROLE
1 to 3 Referrals	25	4
4 to 6 Referrals	35	6
7 to 9 Referrals	32	5
10 to 12 Referrals	18	8
13 or More Referrals	27	4
TOTAL	137	27

AGENCY PRIOR ADJUDICATIONS

The number of times a youth was involved in the juvenile justice system prior to commitment to AZDJC as of the last day of the month.

CATEGORY	SECURE CARE	PAROLE
1 Adjudication	40	7
2 to 3 Adjudications	62	10
4 to 5 Adjudications	26	7
6 to 7 Adjudications	9	2
8 or More Adjudications	0	1
TOTAL	137	27

AGENCY PRIOR COMMITMENT OFFENSES

The most serious offense committed by the youth prior to commitment to AZDJC as of the last day of the month.

CATEGORY	SECURE CARE	PAROLE
Crimes Against Persons	65	9
Drug Offenses	5	0
Property Offenses	30	8
Other Offenses	17	2
Weapon Offenses	10	4
Public Order Offenses	10	4
Non-Delinquent Offenses	0	0
TOTAL	137	27

CLINICAL SERVICES

During the intake assessment, we identify and prescribe treatment to address criminogenic and non-criminogenic factors. Content represents the minimum treatment duration and number of youth prescribe treatment as of the last day of the month. Youth may be enrolled in more than one program.

CATEGORY	DURATION	YOUTH
Dialectical Behavior Therapy	6 Months	137
Seven Challenges	6 Months	34
Aggression Replacement Therapy	10 Weeks	92
Stages of Accomplishment (1)	6 Months	16
Sex Trafficking Awareness & Recovery (2)	11 Weeks	1

1. Stages of Accomplishment – Individual formalized treatment.
2. Sex Trafficking Awareness & Recovery – Prescribed for female youth only.

EDUCATION SERVICES

Number of youth enrolled in all school programs as of the last day of the month. Youth may be enrolled in more than one program.

CATEGORY	SECURE CARE
Enrolled in School	129
Out to Court / Detention – Not Enrolled in School	4
Enrolled in Career Technical Education	57
Enrolled in IDEA / Section 504 (Special Education)	45
GED Certificates Awarded (FY 24)	7
High School Diplomas Awarded (FY 24)	6

EDUCATION SERVICES WHILE ON PAROLE

Number of youth enrolled in school or work activities while on Parole as of the last day of the month. Youth may be enrolled in more than one program.

CATEGORY	PAROLE
Enrolled in School	9
GED Preparation	7
Post-Secondary School	2
Vocational Training	2
Employment	8

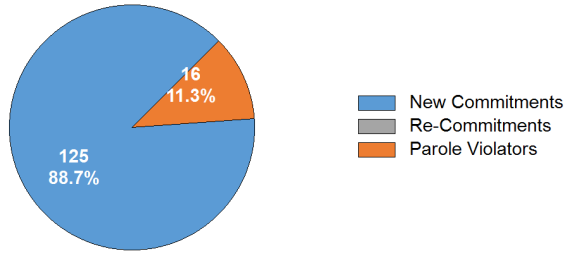
HEALTH SERVICES

Number of health-related services provided to youth throughout the month.

CATEGORY	SECURE CARE
Healthcare Request Forms Received	237
Hospital Admissions	11
Intake / PV Screenings	9
Medical Provider Line	63
Offsite Dental Provider Visits	24
Nursing Line (scheduled and unscheduled)	450
Mental Health (Psychiatric) Provider Visits	29

SECURE CARE COMMITMENT STATUS

Population by commitment status as of the last day of the month.



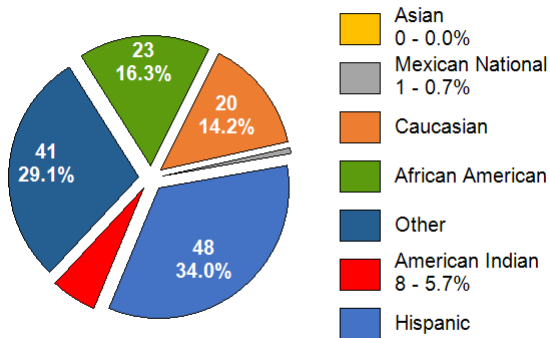
SECURE CARE COMMITTING COUNTY

Population as of the last day of the month.

COUNTY	MALE	FEMALE	TOTAL	PERCENT
Apache	3	0	3	2.1%
Cochise	6	0	6	4.3%
Coconino	1	0	1	0.7%
Gila	2	0	2	1.4%
Graham	1	1	2	1.4%
Greenlee	1	1	2	1.4%
La Paz	0	0	0	0.0%
Maricopa	74	4	78	55.3%
Mohave	14	2	16	11.3%
Navajo	2	0	2	1.4%
Pima	15	0	15	10.6%
Pinal	1	0	1	0.7%
Santa Cruz	0	0	0	0.0%
Yavapai	1	0	1	0.7%
Yuma	9	3	12	8.5%
TOTAL	130	11	141	100%

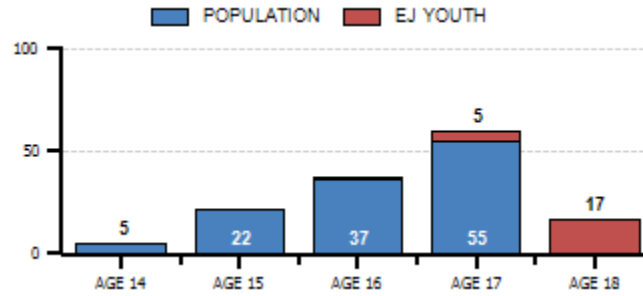
SECURE CARE ETHNIC DISTRIBUTION

Population as of the last day of the month.



SECURE CARE AGE DISTRIBUTION

A.R.S. 8-202 requires juvenile courts to retain jurisdiction over a juvenile who is at least 17 years old and who has been adjudicated delinquent, until the person reaches 19 years old. This requires the court to order continued services until the juvenile reaches 19 years old or services are terminated by the court. Content represents population as of the last day of the month, highlighting our Extended Jurisdiction (EJ) youth.



LENGTH OF STAY

Since July 1, 2023 (FY 24), the ADJC released 84 youth from its population, excluding revocations, who served an average of 8.4 months.

CATEGORY	6 MONTHS OR LESS	6 TO 12 MONTHS	12 MONTHS OR GREATER
Released to Parole	3	30	5
Aged Out (18-19)	24	9	8
Convicted as an Adult	0	2	0
ICE Discharge	0	0	0
Recalled by Court	0	0	0
Other	0	2	1
TOTAL	27	43	14

RECIDIVISM RATES

Represents youth identified by the year they were released, who returned to custody with AZDJC or ADC following their release from Secure Care.

LENGTH OF FOLLOW-UP	NEW OFFENSES & TECHNICAL VIOLATIONS	NEW OFFENSES	SEXUAL OFFENSES
2022 Releases (12 Months)	35.1%	19.8%	0.0%
2021 Releases (24 Months)	36.5%	28.4%	0.0%
2020 Releases (36 Months)	47.5%	40.0%	0.0%

RESTORATIVE JUSTICE

Represents services provided to victims and restitution collected from youth. As of January 31st, 2024, 58 victims (41.13%) are registered.

CATEGORY	THIS MONTH	FY 24 (YTD)
Victims Registered	4	58
Victim Notifications	21	104
Victim Notification of Release	10	55
Victim Services Provided	329	1833
Victim Restitution Collected	\$13.52	\$168.56

ARIZONA DEPARTMENT OF JUVENILE CORRECTIONS

JUST THE FACTS

Our Vision is to be a nationally recognized leader that advances public safety through the rehabilitation of seriously delinquent youth.

JANUARY 2024

KATIE HOBBS
GOVERNOR

DOUG SARGENT
DIRECTOR

ARIZONA DEPARTMENT OF
JUVENILE CORRECTIONS
100 North 15th Avenue Suite 103
Phoenix, Arizona 85007
www.azdjrc.gov

This publication provides preliminary data. Please refer to our online reports for the most current statistics. Thank you.

Published February 12, 2024

AGENCY CENSUS

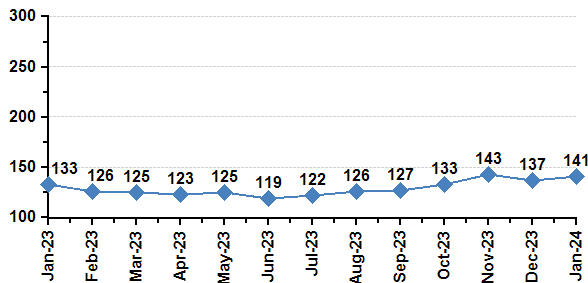
Population as of the last day of the month.

CATEGORY	MALE	FEMALE	TOTAL
Secure Care	130	11	141
Parole – Community Supervision	21	6	27
Parole – Interstate In	61	16	77
Parole – Interstate Out	0	0	0
Parole – Abscond / Warrant	1	0	1
Probation – Interstate Out	1	0	1
TOTAL	214	33	247

The ADJC currently supervises 23 extended jurisdiction youth. There are 20 males, and 0 females in Secure Care as well as 2 males and 1 female on Parole. Dually involved youth, (Department of Child Safety) represents 26 (15.38%) of our Secure Care and Parole populations.

SECURE CARE POPULATION TREND

Content represents a thirteen-month population trend as of the last day of the month. Data reflects a 6.02% increase since January 2023.



SECURE CARE POPULATION DETAIL

Population admissions and releases during the month.

POPULATION AS OF DECEMBER 31, 2023			
			137
ADMISSIONS	MALE	FEMALE	TOTAL
New Commitment	9	2	11
Parole Violator	1	0	1
Re-Commitment	0	0	0
Pending Suspension/Revocation	2	0	2
TOTAL	12	2	14
RELEASES	MALE	FEMALE	TOTAL
Released to Parole	2	2	4
Aged Out (18-19)	4	2	6
Convicted as an Adult	0	0	0
ICE Discharge	0	0	0
Other	0	0	0
From Pending Sus/Rev	0	0	0
TOTAL	6	4	10
POPULATION AS OF JANUARY 31, 2024			
			141

AGENCY RISK LEVELS

Population risk to recidivate based upon the Arizona Juvenile Assessment System (AZYAS) Assessment Tool as of the last day of the month.

CATEGORY	SECURE CARE*		PAROLE**	
Low Risk	28	20.0%	2	7.4%
Moderate Risk	71	50.7%	13	48.1%
High Risk	41	29.3%	12	44.4%
TOTAL	140	100%	27	100%

* At the time this document was published, all youth may not have been assessed.

** Parole includes Community Supervision, Interstate Out and Abscond.

AGENCY PRIOR REFERRALS

The number of times a youth was involved in the juvenile justice system prior to commitment to AZDJC as of the last day of the month.

CATEGORY	SECURE CARE	PAROLE
1 to 3 Referrals	26	4
4 to 6 Referrals	38	5
7 to 9 Referrals	32	6
10 to 12 Referrals	18	7
13 or More Referrals	27	6
TOTAL	141	28

AGENCY PRIOR ADJUDICATIONS

The number of times a youth was involved in the juvenile justice system prior to commitment to AZDJC as of the last day of the month.

CATEGORY	SECURE CARE	PAROLE
1 Adjudication	41	7
2 to 3 Adjudications	68	10
4 to 5 Adjudications	26	7
6 to 7 Adjudications	6	3
8 or More Adjudications	0	1
TOTAL	141	28

AGENCY PRIOR COMMITMENT OFFENSES

The most serious offense committed by the youth prior to commitment to AZDJC as of the last day of the month.

CATEGORY	SECURE CARE	PAROLE
Weapon Offenses	9	3
Public Order Offenses	9	5
Crimes Against Persons	65	10
Drug Offenses	5	0
Property Offenses	36	6
Other Offenses	17	4
Non-Delinquent Offenses	0	0
TOTAL	141	28

CLINICAL SERVICES

During the intake assessment, we identify and prescribe treatment to address criminogenic and non-criminogenic factors. Content represents the minimum treatment duration and number of youth prescribe treatment as of the last day of the month. Youth may be enrolled in more than one program.

CATEGORY	DURATION	YOUTH
Dialectical Behavior Therapy	6 Months	141
Seven Challenges	6 Months	30
Aggression Replacement Therapy	10 Weeks	90
Stages of Accomplishment (1)	6 Months	0
Sex Trafficking Awareness & Recovery (2)	11 Weeks	0

1. Stages of Accomplishment – Individual formalized treatment.
2. Sex Trafficking Awareness & Recovery – Prescribed for female youth only.

EDUCATION SERVICES

Number of youth enrolled in all school programs as of the last day of the month. Youth may be enrolled in more than one program.

CATEGORY	SECURE CARE
Enrolled in School	129
Out to Court / Detention – Not Enrolled in School	10
Enrolled in Career Technical Education	58
Enrolled in IDEA / Section 504 (Special Education)	41
GED Certificates Awarded (FY 24)	7
High School Diplomas Awarded (FY 24)	6

EDUCATION SERVICES WHILE ON PAROLE

Number of youth enrolled in school or work activities while on Parole as of the last day of the month. Youth may be enrolled in more than one program.

CATEGORY	PAROLE
Enrolled in School	10
GED Preparation	6
Post-Secondary School	1
Vocational Training	2
Employment	6

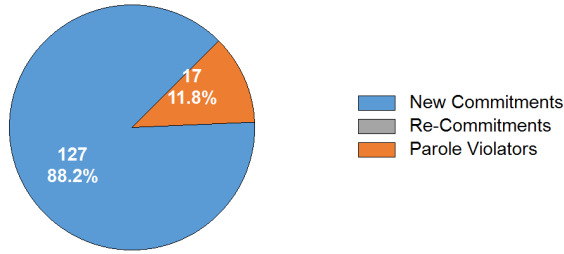
HEALTH SERVICES

Number of health-related services provided to youth throughout the month.

CATEGORY	SECURE CARE
Healthcare Request Forms Received	245
Hospital Admissions	3
Intake / PV Screenings	14
Medical Provider Line	77
Offsite Dental Provider Visits	28
Nursing Line (scheduled and unscheduled)	467
Mental Health (Psychiatric) Provider Visits	43

SECURE CARE COMMITMENT STATUS

Population by commitment status as of the last day of the month.



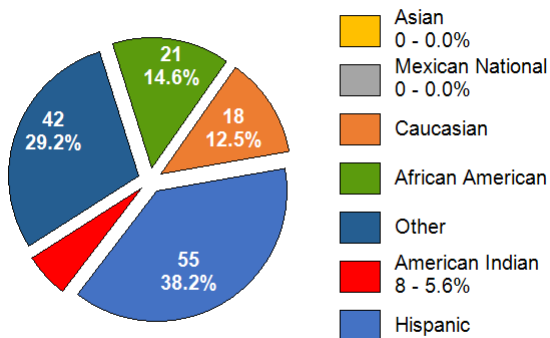
SECURE CARE COMMITTING COUNTY

Population as of the last day of the month.

COUNTY	MALE	FEMALE	TOTAL	PERCENT
Apache	3	0	3	2.1%
Cochise	4	0	4	2.8%
Coconino	0	0	0	0.0%
Gila	1	0	1	0.7%
Graham	3	1	4	2.8%
Greenlee	2	1	3	2.1%
La Paz	0	0	0	0.0%
Maricopa	72	4	76	52.8%
Mohave	11	3	14	9.7%
Navajo	2	0	2	1.4%
Pima	20	0	20	13.9%
Pinal	4	0	4	2.8%
Santa Cruz	0	0	0	0.0%
Yavapai	1	0	1	0.7%
Yuma	9	3	12	8.3%
TOTAL	132	12	144	100%

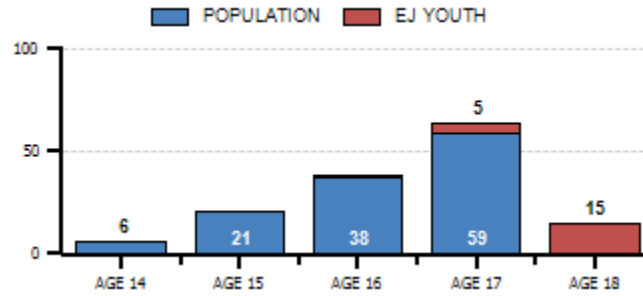
SECURE CARE ETHNIC DISTRIBUTION

Population as of the last day of the month.



SECURE CARE AGE DISTRIBUTION

A.R.S. 8-202 requires juvenile courts to retain jurisdiction over a juvenile who is at least 17 years old and who has been adjudicated delinquent, until the person reaches 19 years old. This requires the court to order continued services until the juvenile reaches 19 years old or services are terminated by the court. Content represents population as of the last day of the month, highlighting our Extended Jurisdiction (EJ) youth.



LENGTH OF STAY

Since July 1, 2023 (FY 24), the ADJC released 97 youth from its population, excluding revocations, who served an average of 8.4 months.

CATEGORY	6 MONTHS OR LESS	6 TO 12 MONTHS	12 MONTHS OR GREATER
Released to Parole	3	36	5
Aged Out (18-19)	25	12	10
Convicted as an Adult	1	2	0
ICE Discharge	0	0	0
Recalled by Court	0	0	0
Other	0	2	1
TOTAL	29	52	16

RECIDIVISM RATES

Represents youth identified by the year they were released, who returned to custody with AZDJC or ADC following their release from Secure Care.

LENGTH OF FOLLOW-UP	NEW OFFENSES & TECHNICAL VIOLATIONS	NEW OFFENSES	SEXUAL OFFENSES
2022 Releases (12 Months)	35.1%	19.8%	0.0%
2021 Releases (24 Months)	36.5%	28.4%	0.0%
2020 Releases (36 Months)	47.5%	40.0%	0.0%

RESTORATIVE JUSTICE

Represents services provided to victims and restitution collected from youth. As of February 29th, 2024, 60 victims (41.67%) are registered.

CATEGORY	THIS MONTH	FY 24 (YTD)
Victims Registered	2	60
Victim Notifications	9	113
Victim Notification of Release	7	62
Victim Services Provided	236	2069
Victim Restitution Collected	\$20.30	\$188.86

ARIZONA DEPARTMENT OF JUVENILE CORRECTIONS

JUST THE FACTS

Our Vision is to be a nationally recognized leader that advances public safety through the rehabilitation of seriously delinquent youth.

FEBRUARY 2024

KATIE HOBBS
GOVERNOR

DOUG SARGENT
DIRECTOR

ARIZONA DEPARTMENT OF
JUVENILE CORRECTIONS
100 North 15th Avenue Suite 103
Phoenix, Arizona 85007
www.azdjcc.gov

This publication provides preliminary data. Please refer to our online reports for the most current statistics. Thank you.

Published March 11, 2024

AGENCY CENSUS

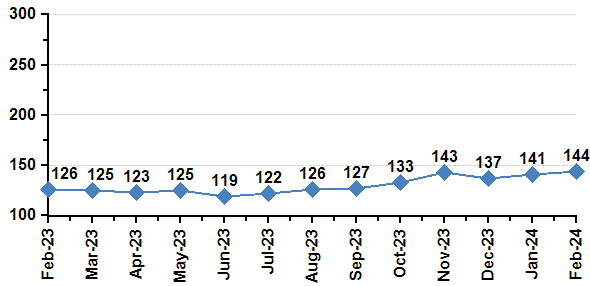
Population as of the last day of the month.

CATEGORY	MALE	FEMALE	TOTAL
Secure Care	132	12	144
Parole – Community Supervision	18	5	23
Parole – Interstate In	66	16	82
Parole – Interstate Out	0	0	0
Parole – Abscond / Warrant	1	0	1
Probation – Interstate Out	1	0	1
TOTAL	218	33	251

The ADJC currently supervises 23 extended jurisdiction youth. There are 20 males, and 0 females in Secure Care as well as 2 males and 1 female on Parole. Dually involved youth, (Department of Child Safety) represents 25 (14.88%) of our Secure Care and Parole populations.

SECURE CARE POPULATION TREND

Content represents a thirteen-month population trend as of the last day of the month. Data reflects a 14.29% increase since February 2023.



SECURE CARE POPULATION DETAIL

Population admissions and releases during the month.

POPULATION AS OF JANUARY 31, 2024			
			141
ADMISSIONS	MALE	FEMALE	TOTAL
New Commitment	9	0	9
Parole Violator	2	0	2
Re-Commitment	0	0	0
Pending Suspension/Revocation	5	1	6
TOTAL	16	1	17
RELEASES	MALE	FEMALE	TOTAL
Released to Parole	6	0	6
Aged Out (18-19)	6	0	6
Convicted as an Adult	1	0	1
ICE Discharge	0	0	0
Other	0	0	0
From Pending Sus/Rev	1	0	1
TOTAL	14	0	14
POPULATION AS OF FEBRUARY 29, 2024			
			144

AGENCY RISK LEVELS

Population risk to recidivate based upon the Arizona Juvenile Assessment System (AZYAS) Assessment Tool as of the last day of the month.

CATEGORY	SECURE CARE*		PAROLE**	
Low Risk	27	18.9%	4	17.4%
Moderate Risk	71	49.7%	9	39.1%
High Risk	45	31.5%	10	43.5%
TOTAL	143	100%	23	100%

* At the time this document was published, all youth may not have been assessed.

** Parole includes Community Supervision, Interstate Out and Abscond.

AGENCY PRIOR REFERRALS

The number of times a youth was involved in the juvenile justice system prior to commitment to AZDJC as of the last day of the month.

CATEGORY	SECURE CARE	PAROLE
1 to 3 Referrals	25	5
4 to 6 Referrals	39	6
7 to 9 Referrals	31	4
10 to 12 Referrals	20	5
13 or More Referrals	29	4
TOTAL	144	24

AGENCY PRIOR ADJUDICATIONS

The number of times a youth was involved in the juvenile justice system prior to commitment to AZDJC as of the last day of the month.

CATEGORY	SECURE CARE	PAROLE
1 Adjudication	43	7
2 to 3 Adjudications	65	8
4 to 5 Adjudications	30	5
6 to 7 Adjudications	5	3
8 or More Adjudications	1	1
TOTAL	144	24

AGENCY PRIOR COMMITMENT OFFENSES

The most serious offense committed by the youth prior to commitment to AZDJC as of the last day of the month.

CATEGORY	SECURE CARE	PAROLE
Public Order Offenses	9	3
Weapon Offenses	8	2
Crimes Against Persons	65	11
Drug Offenses	5	1
Property Offenses	38	4
Other Offenses	19	3
Non-Delinquent Offenses	0	0
TOTAL	144	24

CLINICAL SERVICES

During the intake assessment, we identify and prescribe treatment to address criminogenic and non-criminogenic factors. Content represents the minimum treatment duration and number of youth prescribe treatment as of the last day of the month. Youth may be enrolled in more than one program.

CATEGORY	DURATION	YOUTH
Dialectical Behavior Therapy	6 Months	144
Seven Challenges	6 Months	41
Aggression Replacement Therapy	10 Weeks	100
Stages of Accomplishment (1)	6 Months	13
Sex Trafficking Awareness & Recovery (2)	11 Weeks	0

1. Stages of Accomplishment – Individual formalized treatment.

2. Sex Trafficking Awareness & Recovery – Prescribed for female youth only.

EDUCATION SERVICES

Number of youth enrolled in all school programs as of the last day of the month. Youth may be enrolled in more than one program.

CATEGORY	SECURE CARE
Enrolled in School	123
Out to Court / Detention – Not Enrolled in School	10
Enrolled in Career Technical Education	66
Enrolled in IDEA / Section 504 (Special Education)	38
GED Certificates Awarded (FY 24)	10
High School Diplomas Awarded (FY 24)	9

EDUCATION SERVICES WHILE ON PAROLE

Number of youth enrolled in school or work activities while on Parole as of the last day of the month. Youth may be enrolled in more than one program.

CATEGORY	PAROLE
Enrolled in School	11
GED Preparation	3
Post-Secondary School	1
Vocational Training	0
Employment	6

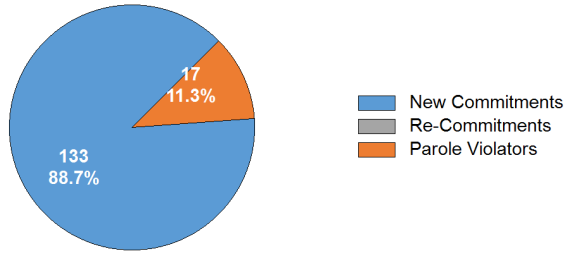
HEALTH SERVICES

Number of health-related services provided to youth throughout the month.

CATEGORY	SECURE CARE
Healthcare Request Forms Received	237
Hospital Admissions	3
Intake / PV Screenings	16
Medical Provider Line	31
Offsite Dental Provider Visits	40
Nursing Line (scheduled and unscheduled)	362
Mental Health (Psychiatric) Provider Visits	70

SECURE CARE COMMITMENT STATUS

Population by commitment status as of the last day of the month.



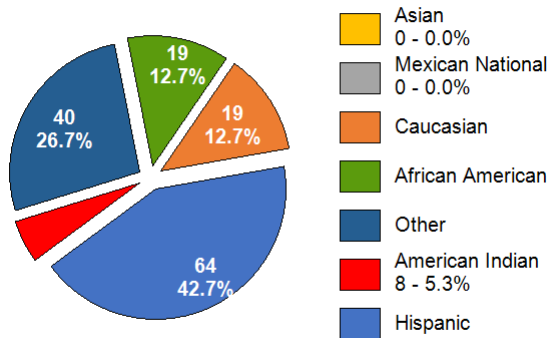
SECURE CARE COMMITTING COUNTY

Population as of the last day of the month.

COUNTY	MALE	FEMALE	TOTAL	PERCENT
Apache	2	0	2	1.3%
Cochise	6	0	6	4.0%
Coconino	0	0	0	0.0%
Gila	3	0	3	2.0%
Graham	3	1	4	2.7%
Greenlee	2	1	3	2.0%
La Paz	0	0	0	0.0%
Maricopa	69	5	74	49.3%
Mohave	11	2	13	8.7%
Navajo	3	0	3	2.0%
Pima	22	1	23	15.3%
Pinal	1	0	1	0.7%
Santa Cruz	0	0	0	0.0%
Yavapai	1	1	2	1.3%
Yuma	12	4	16	10.7%
TOTAL	135	15	150	100%

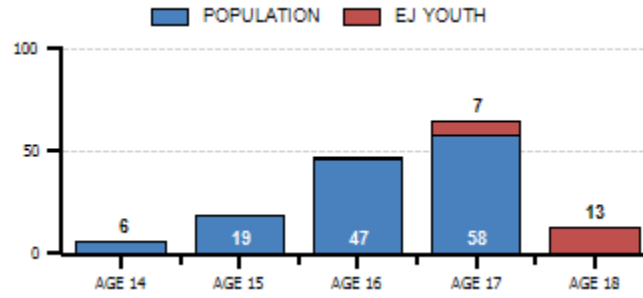
SECURE CARE ETHNIC DISTRIBUTION

Population as of the last day of the month.



SECURE CARE AGE DISTRIBUTION

A.R.S. 8-202 requires juvenile courts to retain jurisdiction over a juvenile who is at least 17 years old and who has been adjudicated delinquent, until the person reaches 19 years old. This requires the court to order continued services until the juvenile reaches 19 years old or services are terminated by the court. Content represents population as of the last day of the month, highlighting our Extended Jurisdiction (EJ) youth.



LENGTH OF STAY

Since July 1, 2023 (FY 24), the ADJC released 109 youth from its population, excluding revocations, who served an average of 8.2 months.

CATEGORY	6 MONTHS OR LESS	6 TO 12 MONTHS	12 MONTHS OR GREATER
Released to Parole	3	41	5
Aged Out (18-19)	28	15	11
Convicted as an Adult	1	2	0
ICE Discharge	0	0	0
Recalled by Court	0	0	0
Other	0	2	1
TOTAL	32	60	17

RECIDIVISM RATES

Represents youth identified by the year they were released, who returned to custody with AZDJC or ADC following their release from Secure Care.

LENGTH OF FOLLOW-UP	NEW OFFENSES & TECHNICAL VIOLATIONS	NEW OFFENSES	SEXUAL OFFENSES
2022 Releases (12 Months)	35.1%	19.8%	0.0%
2021 Releases (24 Months)	36.5%	28.4%	0.0%
2020 Releases (36 Months)	47.5%	40.0%	0.0%

RESTORATIVE JUSTICE

Represents services provided to victims and restitution collected from youth. As of March 31st, 2024, 61 victims (40.67%) are registered.

CATEGORY	THIS MONTH	FY 24 (YTD)
Victims Registered	1	61
Victim Notifications	7	120
Victim Notification of Release	2	64
Victim Services Provided	134	2203
Victim Restitution Collected	\$20.04	\$208.90

ARIZONA DEPARTMENT OF JUVENILE CORRECTIONS

JUST THE FACTS

Our Vision is to be a nationally recognized leader that advances public safety through the rehabilitation of seriously delinquent youth.

MARCH 2024

KATIE HOBBS
GOVERNOR

DOUG SARGENT
DIRECTOR

ARIZONA DEPARTMENT OF
JUVENILE CORRECTIONS
100 North 15th Avenue Suite 103
Phoenix, Arizona 85007
www.azdjcc.gov

This publication provides preliminary data. Please refer to our online reports for the most current statistics. Thank you.

Published April 11, 2024

AGENCY CENSUS

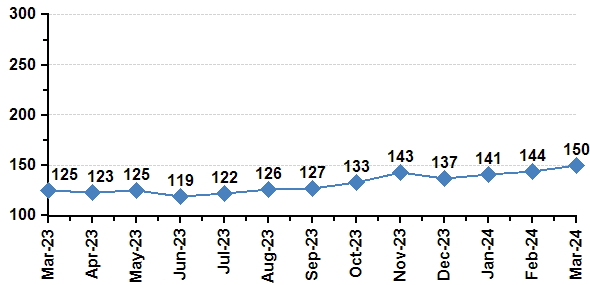
Population as of the last day of the month.

CATEGORY	MALE	FEMALE	TOTAL
Secure Care	135	15	150
Parole – Community Supervision	23	5	28
Parole – Interstate In	66	15	81
Parole – Interstate Out	0	0	0
Parole – Abscond / Warrant	1	0	1
Probation – Interstate Out	1	0	1
TOTAL	226	35	261

The ADJC currently supervises 26 extended jurisdiction youth. There are 19 males, and 1 female in Secure Care as well as 5 males and 1 female on Parole. Dually involved youth, (Department of Child Safety) represents 29 (16.20%) of our Secure Care and Parole populations.

SECURE CARE POPULATION TREND

Content represents a thirteen-month population trend as of the last day of the month. Data reflects a 20.00% increase since March 2023.



SECURE CARE POPULATION DETAIL

Population admissions and releases during the month.

POPULATION AS OF FEBRUARY 29, 2024			
			144
ADMISSIONS	MALE	FEMALE	TOTAL
New Commitment	15	4	19
Parole Violator	0	1	1
Re-Commitment	0	0	0
Pending Suspension/Revocation	0	0	0
TOTAL	15	5	20
RELEASES	MALE	FEMALE	TOTAL
Released to Parole	5	0	5
Aged Out (18-19)	6	1	7
Convicted as an Adult	0	0	0
ICE Discharge	0	0	0
Other	0	0	0
From Pending Sus/Rev	1	1	2
TOTAL	12	2	14
POPULATION AS OF MARCH 31, 2024			
			150

AGENCY RISK LEVELS

Population risk to recidivate based upon the Arizona Juvenile Assessment System (AZYAS) Assessment Tool as of the last day of the month.

CATEGORY	SECURE CARE*		PAROLE**	
Low Risk	28	18.8%	4	14.8%
Moderate Risk	68	45.6%	11	40.7%
High Risk	53	35.6%	12	44.4%
TOTAL	149	100%	27	100%

* At the time this document was published, all youth may not have been assessed.

** Parole includes Community Supervision, Interstate Out and Abscond.

AGENCY PRIOR REFERRALS

The number of times a youth was involved in the juvenile justice system prior to commitment to AZDJC as of the last day of the month.

CATEGORY	SECURE CARE	PAROLE
1 to 3 Referrals	29	5
4 to 6 Referrals	42	5
7 to 9 Referrals	30	5
10 to 12 Referrals	20	7
13 or More Referrals	29	7
TOTAL	150	29

AGENCY PRIOR ADJUDICATIONS

The number of times a youth was involved in the juvenile justice system prior to commitment to AZDJC as of the last day of the month.

CATEGORY	SECURE CARE	PAROLE
1 Adjudication	47	6
2 to 3 Adjudications	68	10
4 to 5 Adjudications	30	7
6 to 7 Adjudications	4	5
8 or More Adjudications	1	1
TOTAL	150	29

AGENCY PRIOR COMMITMENT OFFENSES

The most serious offense committed by the youth prior to commitment to AZDJC as of the last day of the month.

CATEGORY	SECURE CARE	PAROLE
Weapon Offenses	8	3
Public Order Offenses	8	6
Drug Offenses	7	1
Crimes Against Persons	68	11
Property Offenses	39	4
Other Offenses	20	4
Non-Delinquent Offenses	0	0
TOTAL	150	29

CLINICAL SERVICES

During the intake assessment, we identify and prescribe treatment to address criminogenic and non-criminogenic factors. Content represents the minimum treatment duration and number of youth prescribe treatment as of the last day of the month. Youth may be enrolled in more than one program.

CATEGORY	DURATION	YOUTH
Dialectical Behavior Therapy	6 Months	150
Seven Challenges	6 Months	43
Aggression Replacement Therapy	10 Weeks	106
Stages of Accomplishment (1)	6 Months	14
Sex Trafficking Awareness & Recovery (2)	11 Weeks	2

1. Stages of Accomplishment – Individual formalized treatment.
2. Sex Trafficking Awareness & Recovery – Prescribed for female youth only.

EDUCATION SERVICES

Number of youth enrolled in all school programs as of the last day of the month. Youth may be enrolled in more than one program.

CATEGORY	SECURE CARE
Enrolled in School	132
Out to Court / Detention – Not Enrolled in School	15
Enrolled in Career Technical Education	80
Enrolled in IDEA / Section 504 (Special Education)	42
GED Certificates Awarded (FY 24)	14
High School Diplomas Awarded (FY 24)	9

EDUCATION SERVICES WHILE ON PAROLE

Number of youth enrolled in school or work activities while on Parole as of the last day of the month. Youth may be enrolled in more than one program.

CATEGORY	PAROLE
Enrolled in School	11
GED Preparation	2
Post-Secondary School	1
Vocational Training	0
Employment	8

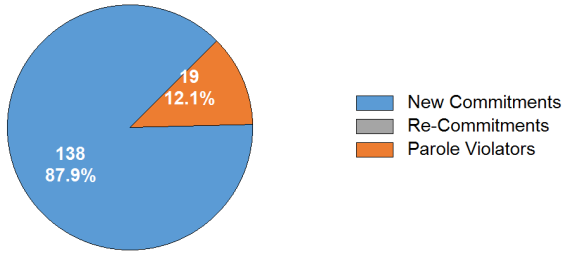
HEALTH SERVICES

Number of health-related services provided to youth throughout the month.

CATEGORY	SECURE CARE
Healthcare Request Forms Received	236
Hospital Admissions	8
Intake / PV Screenings	20
Medical Provider Line	100
Offsite Dental Provider Visits	30
Nursing Line (scheduled and unscheduled)	423
Mental Health (Psychiatric) Provider Visits	53

SECURE CARE COMMITMENT STATUS

Population by commitment status as of the last day of the month.



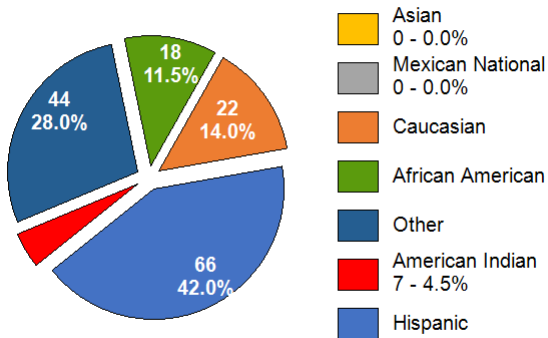
SECURE CARE COMMITTING COUNTY

Population as of the last day of the month.

COUNTY	MALE	FEMALE	TOTAL	PERCENT
Apache	3	0	3	1.9%
Cochise	7	0	7	4.5%
Coconino	0	0	0	0.0%
Gila	3	0	3	1.9%
Graham	4	1	5	3.2%
Greenlee	2	1	3	1.9%
La Paz	0	0	0	0.0%
Maricopa	67	6	73	46.5%
Mohave	13	2	15	9.6%
Navajo	3	0	3	1.9%
Pima	23	2	25	15.9%
Pinal	1	0	1	0.6%
Santa Cruz	0	0	0	0.0%
Yavapai	2	1	3	1.9%
Yuma	12	4	16	10.2%
TOTAL	140	17	157	100%

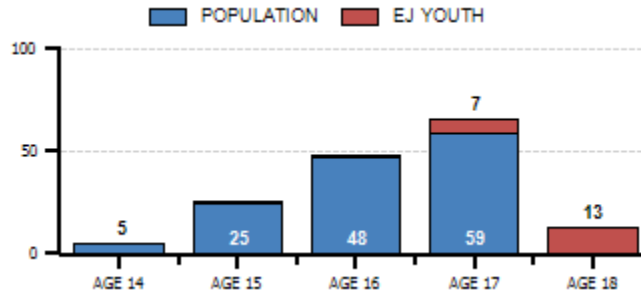
SECURE CARE ETHNIC DISTRIBUTION

Population as of the last day of the month.



SECURE CARE AGE DISTRIBUTION

A.R.S. 8-202 requires juvenile courts to retain jurisdiction over a juvenile who is at least 17 years old and who has been adjudicated delinquent, until the person reaches 19 years old. This requires the court to order continued services until the juvenile reaches 19 years old or services are terminated by the court. Content represents population as of the last day of the month, highlighting our Extended Jurisdiction (EJ) youth.



LENGTH OF STAY

Since July 1, 2023 (FY 24), the ADJC released 120 youth from its population, excluding revocations, who served an average of 8.8 months.

CATEGORY	6 MONTHS OR LESS	6 TO 12 MONTHS	12 MONTHS OR GREATER
Released to Parole	3	45	6
Aged Out (18-19)	28	18	14
Convicted as an Adult	1	2	0
ICE Discharge	0	0	0
Recalled by Court	0	0	0
Other	0	2	1
TOTAL	32	67	21

RECIDIVISM RATES

Represents youth identified by the year they were released, who returned to custody with AZDJC or ADC following their release from Secure Care.

LENGTH OF FOLLOW-UP	NEW OFFENSES & TECHNICAL VIOLATIONS	NEW OFFENSES	SEXUAL OFFENSES
2022 Releases (12 Months)	35.1%	19.8%	0.0%
2021 Releases (24 Months)	36.5%	28.4%	0.0%
2020 Releases (36 Months)	47.5%	40.0%	0.0%

RESTORATIVE JUSTICE

Represents services provided to victims and restitution collected from youth. As of April 30th, 2024, 62 victims (39.49%) are registered.

CATEGORY	THIS MONTH	FY 24 (YTD)
Victims Registered	1	62
Victim Notifications	15	135
Victim Notification of Release	8	72
Victim Services Provided	130	2333
Victim Restitution Collected	\$14.96	\$223.86

ARIZONA DEPARTMENT OF JUVENILE CORRECTIONS

JUST THE FACTS

Our Vision is to be a nationally recognized leader that advances public safety through the rehabilitation of seriously delinquent youth.

APRIL 2024

KATIE HOBBS
GOVERNOR

DOUG SARGENT
DIRECTOR

ARIZONA DEPARTMENT OF
JUVENILE CORRECTIONS
100 North 15th Avenue Suite 103
Phoenix, Arizona 85007
www.azdjc.gov

This publication provides preliminary data. Please refer to our online reports for the most current statistics. Thank you.

Published May 10, 2024

AGENCY CENSUS

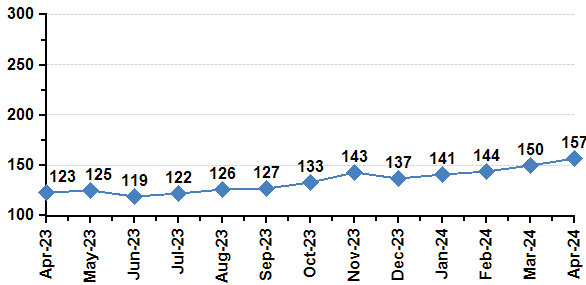
Population as of the last day of the month.

CATEGORY	MALE	FEMALE	TOTAL
Secure Care	140	17	157
Parole – Community Supervision	21	4	25
Parole – Interstate In	64	14	78
Parole – Interstate Out	0	0	0
Parole – Abscond / Warrant	2	0	2
Probation – Interstate Out	1	0	1
TOTAL	228	35	263

The ADJC currently supervises 25 extended jurisdiction youth. There are 17 males, and 1 female in Secure Care as well as 6 males and 1 female on Parole. Dually involved youth, (Department of Child Safety) represents 33 (17.93%) of our Secure Care and Parole populations.

SECURE CARE POPULATION TREND

Content represents a thirteen-month population trend as of the last day of the month. Data reflects a 27.64% increase since April 2023.



SECURE CARE POPULATION DETAIL

Population admissions and releases during the month.

POPULATION AS OF MARCH 31, 2024			
	MALE	FEMALE	TOTAL
ADMISSIONS			
New Commitment	11	1	12
Parole Violator	2	1	3
Re-Commitment	0	0	0
Pending Suspension/Revocation	3	0	3
TOTAL	16	2	18
RELEASES			
Released to Parole	5	0	5
Aged Out (18-19)	6	0	6
Convicted as an Adult	0	0	0
ICE Discharge	0	0	0
Other	0	0	0
From Pending Sus/Rev	0	0	0
TOTAL	11	0	11
POPULATION AS OF APRIL 30, 2024			157

AGENCY RISK LEVELS

Population risk to recidivate based upon the Arizona Juvenile Assessment System (AZYAS) Assessment Tool as of the last day of the month.

CATEGORY	SECURE CARE*	PAROLE**
Low Risk	28 18.5%	5 20.0%
Moderate Risk	69 45.7%	12 48.0%
High Risk	54 35.8%	8 32.0%
TOTAL	151 100%	25 100%

* At the time this document was published, all youth may not have been assessed.

** Parole includes Community Supervision, Interstate Out and Abscond.

AGENCY PRIOR REFERRALS

The number of times a youth was involved in the juvenile justice system prior to commitment to AZDJC as of the last day of the month.

CATEGORY	SECURE CARE	PAROLE
1 to 3 Referrals	28	6
4 to 6 Referrals	41	6
7 to 9 Referrals	33	5
10 to 12 Referrals	22	7
13 or More Referrals	33	3
TOTAL	157	27

AGENCY PRIOR ADJUDICATIONS

The number of times a youth was involved in the juvenile justice system prior to commitment to AZDJC as of the last day of the month.

CATEGORY	SECURE CARE	PAROLE
1 Adjudication	43	8
2 to 3 Adjudications	77	9
4 to 5 Adjudications	30	6
6 to 7 Adjudications	5	4
8 or More Adjudications	2	0
TOTAL	157	27

AGENCY PRIOR COMMITMENT OFFENSES

The most serious offense committed by the youth prior to commitment to AZDJC as of the last day of the month.

CATEGORY	SECURE CARE	PAROLE
Drug Offenses	9	0
Weapon Offenses	9	3
Public Order Offenses	8	5
Crimes Against Persons	69	11
Property Offenses	38	6
Other Offenses	24	2
Non-Delinquent Offenses	0	0
TOTAL	157	27

CLINICAL SERVICES

During the intake assessment, we identify and prescribe treatment to address criminogenic and non-criminogenic factors. Content represents the minimum treatment duration and number of youth prescribe treatment as of the last day of the month. Youth may be enrolled in more than one program.

CATEGORY	DURATION	YOUTH
Dialectical Behavior Therapy	6 Months	157
Seven Challenges	6 Months	48
Aggression Replacement Therapy	10 Weeks	108
Stages of Accomplishment (1)	6 Months	16
Sex Trafficking Awareness & Recovery (2)	11 Weeks	2

1. Stages of Accomplishment – Individual formalized treatment.
2. Sex Trafficking Awareness & Recovery – Prescribed for female youth only.

EDUCATION SERVICES

Number of youth enrolled in all school programs as of the last day of the month. Youth may be enrolled in more than one program.

CATEGORY	SECURE CARE
Enrolled in School	135
Out to Court / Detention – Not Enrolled in School	13
Enrolled in Career Technical Education	69
Enrolled in IDEA / Section 504 (Special Education)	51
GED Certificates Awarded (FY 24)	15
High School Diplomas Awarded (FY 24)	9

EDUCATION SERVICES WHILE ON PAROLE

Number of youth enrolled in school or work activities while on Parole as of the last day of the month. Youth may be enrolled in more than one program.

CATEGORY	PAROLE
Enrolled in School	6
GED Preparation	1
Post-Secondary School	3
Vocational Training	0
Employment	7

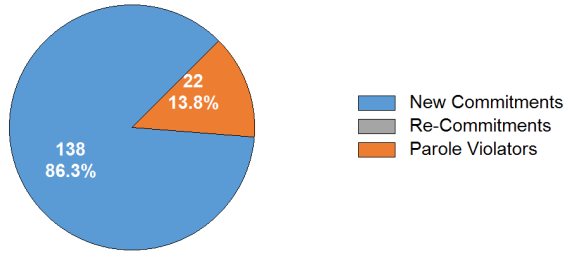
HEALTH SERVICES

Number of health-related services provided to youth throughout the month.

CATEGORY	SECURE CARE
Healthcare Request Forms Received	310
Hospital Admissions	4
Intake / PV Screenings	18
Medical Provider Line	102
Offsite Dental Provider Visits	31
Nursing Line (scheduled and unscheduled)	447
Mental Health (Psychiatric) Provider Visits	43

SECURE CARE COMMITMENT STATUS

Population by commitment status as of the last day of the month.



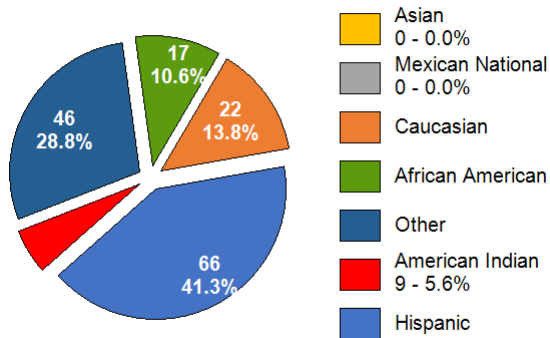
SECURE CARE COMMITTING COUNTY

Population as of the last day of the month.

COUNTY	MALE	FEMALE	TOTAL	PERCENT
Apache	3	0	3	1.9%
Cochise	6	0	6	3.8%
Coconino	0	0	0	0.0%
Gila	2	0	2	1.3%
Graham	4	1	5	3.1%
Greenlee	2	1	3	1.9%
La Paz	0	0	0	0.0%
Maricopa	73	6	79	49.4%
Mohave	11	3	14	8.8%
Navajo	2	0	2	1.3%
Pima	23	2	25	15.6%
Pinal	1	0	1	0.6%
Santa Cruz	0	0	0	0.0%
Yavapai	1	1	2	1.3%
Yuma	14	4	18	11.3%
TOTAL	142	18	160	100%

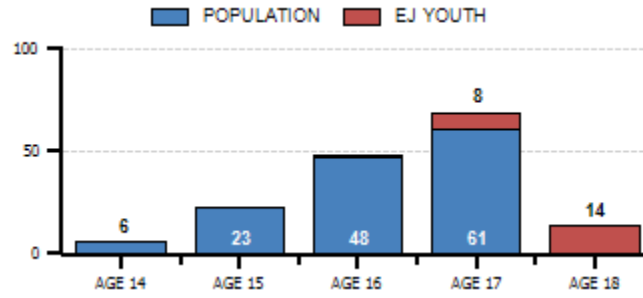
SECURE CARE ETHNIC DISTRIBUTION

Population as of the last day of the month.



SECURE CARE AGE DISTRIBUTION

A.R.S. 8-202 requires juvenile courts to retain jurisdiction over a juvenile who is at least 17 years old and who has been adjudicated delinquent, until the person reaches 19 years old. This requires the court to order continued services until the juvenile reaches 19 years old or services are terminated by the court. Content represents population as of the last day of the month, highlighting our Extended Jurisdiction (EJ) youth.



LENGTH OF STAY

Since July 1, 2023 (FY 24), the ADJC released 131 youth from its population, excluding revocations, who served an average of 8.8 months.

CATEGORY	6 MONTHS OR LESS	6 TO 12 MONTHS	12 MONTHS OR GREATER
Released to Parole	3	50	6
Aged Out (18-19)	30	21	15
Convicted as an Adult	1	2	0
ICE Discharge	0	0	0
Recalled by Court	0	0	0
Other	0	2	1
TOTAL	34	75	22

RECIDIVISM RATES

Represents youth identified by the year they were released, who returned to custody with AZDJC or ADC following their release from Secure Care.

LENGTH OF FOLLOW-UP	NEW OFFENSES & TECHNICAL VIOLATIONS	NEW OFFENSES	SEXUAL OFFENSES
2022 Releases (12 Months)	35.1%	19.8%	0.0%
2021 Releases (24 Months)	36.5%	28.4%	0.0%
2020 Releases (36 Months)	47.5%	40.0%	0.0%

RESTORATIVE JUSTICE

Represents services provided to victims and restitution collected from youth. As of May 31st, 2024, 62 victims (38.75%) are registered.

CATEGORY	THIS MONTH	FY 24 (YTD)
Victims Registered	0	62
Victim Notifications	29	164
Victim Notification of Release	14	86
Victim Services Provided	264	2597
Victim Restitution Collected	\$55.34	\$279.20

ARIZONA DEPARTMENT OF JUVENILE CORRECTIONS

JUST THE FACTS

Our Vision is to be a nationally recognized leader that advances public safety through the rehabilitation of seriously delinquent youth.

MAY 2024

KATIE HOBBS
GOVERNOR

DOUG SARGENT
DIRECTOR

ARIZONA DEPARTMENT OF
JUVENILE CORRECTIONS
100 North 15th Avenue Suite 103
Phoenix, Arizona 85007
www.azdjcc.gov

This publication provides preliminary data. Please refer to our online reports for the most current statistics. Thank you.

Published June 12, 2024

AGENCY CENSUS

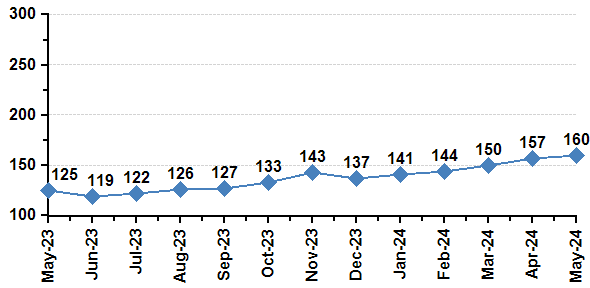
Population as of the last day of the month.

CATEGORY	MALE	FEMALE	TOTAL
Secure Care	142	18	160
Parole – Community Supervision	22	3	25
Parole – Interstate In	62	14	76
Parole – Interstate Out	0	0	0
Parole – Abscond / Warrant	1	0	1
Probation – Interstate Out	2	0	2
TOTAL	229	35	264

The ADJC currently supervises 29 extended jurisdiction youth. There are 20 males, and 1 female in Secure Care as well as 7 males and 1 female on Parole. Dually involved youth, (Department of Child Safety) represents 34 (18.28%) of our Secure Care and Parole populations.

SECURE CARE POPULATION TREND

Content represents a thirteen-month population trend as of the last day of the month. Data reflects a 28.00% increase since May 2023.



SECURE CARE POPULATION DETAIL

Population admissions and releases during the month.

POPULATION AS OF APRIL 30, 2024				157
ADMISSIONS	MALE	FEMALE	TOTAL	
New Commitment	11	0	11	
Parole Violator	2	0	2	
Re-Commitment	0	0	0	
Pending Suspension/Revocation	1	1	2	
TOTAL	14	1	15	
RELEASES	MALE	FEMALE	TOTAL	
Released to Parole	5	0	5	
Aged Out (18-19)	6	0	6	
Convicted as an Adult	0	0	0	
ICE Discharge	0	0	0	
Other	0	0	0	
From Pending Sus/Rev	1	0	1	
TOTAL	12	0	12	
POPULATION AS OF MAY 31, 2024				160

AGENCY RISK LEVELS

Population risk to recidivate based upon the Arizona Juvenile Assessment System (AZYAS) Assessment Tool as of the last day of the month.

CATEGORY	SECURE CARE*		PAROLE**	
Low Risk	28	18.1%	4	16.7%
Moderate Risk	65	41.9%	12	50.0%
High Risk	62	40.0%	8	33.3%
TOTAL	155	100%	24	100%

* At the time this document was published, all youth may not have been assessed.

** Parole includes Community Supervision, Interstate Out and Abscond.

AGENCY PRIOR REFERRALS

The number of times a youth was involved in the juvenile justice system prior to commitment to AZDJC as of the last day of the month.

CATEGORY	SECURE CARE	PAROLE
1 to 3 Referrals	28	5
4 to 6 Referrals	40	5
7 to 9 Referrals	35	3
10 to 12 Referrals	24	8
13 or More Referrals	33	5
TOTAL	160	26

AGENCY PRIOR ADJUDICATIONS

The number of times a youth was involved in the juvenile justice system prior to commitment to AZDJC as of the last day of the month.

CATEGORY	SECURE CARE	PAROLE
1 Adjudication	44	6
2 to 3 Adjudications	73	12
4 to 5 Adjudications	34	5
6 to 7 Adjudications	6	3
8 or More Adjudications	3	0
TOTAL	160	26

AGENCY PRIOR COMMITMENT OFFENSES

The most serious offense committed by the youth prior to commitment to AZDJC as of the last day of the month.

CATEGORY	SECURE CARE	PAROLE
Public Order Offenses	9	3
Weapon Offenses	8	3
Crimes Against Persons	66	11
Property Offenses	37	6
Other Offenses	29	3
Drug Offenses	11	0
Non-Delinquent Offenses	0	0
TOTAL	160	26

CLINICAL SERVICES

During the intake assessment, we identify and prescribe treatment to address criminogenic and non-criminogenic factors. Content represents the minimum treatment duration and number of youth prescribe treatment as of the last day of the month. Youth may be enrolled in more than one program.

CATEGORY	DURATION	YOUTH
Dialectical Behavior Therapy	6 Months	160
Seven Challenges	6 Months	50
Aggression Replacement Therapy	10 Weeks	112
Stages of Accomplishment (1)	6 Months	20
Sex Trafficking Awareness & Recovery (2)	11 Weeks	3

1. Stages of Accomplishment – Individual formalized treatment.
2. Sex Trafficking Awareness & Recovery – Prescribed for female youth only.

EDUCATION SERVICES

Number of youth enrolled in all school programs as of the last day of the month. Youth may be enrolled in more than one program.

CATEGORY	SECURE CARE
Enrolled in School	140
Out to Court / Detention – Not Enrolled in School	11
Enrolled in Career Technical Education	56
Enrolled in IDEA / Section 504 (Special Education)	56
GED Certificates Awarded (FY 24)	18
High School Diplomas Awarded (FY 24)	10

EDUCATION SERVICES WHILE ON PAROLE

Number of youth enrolled in school or work activities while on Parole as of the last day of the month. Youth may be enrolled in more than one program.

CATEGORY	PAROLE
Enrolled in School	8
GED Preparation	2
Post-Secondary School	2
Vocational Training	0
Employment	12

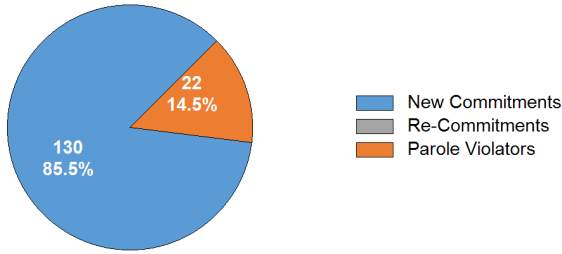
HEALTH SERVICES

Number of health-related services provided to youth throughout the month.

CATEGORY	SECURE CARE
Healthcare Request Forms Received	289
Hospital Admissions	8
Intake / PV Screenings	15
Medical Provider Line	113
Offsite Dental Provider Visits	16
Nursing Line (scheduled and unscheduled)	591
Mental Health (Psychiatric) Provider Visits	59

SECURE CARE COMMITMENT STATUS

Population by commitment status as of the last day of the month.



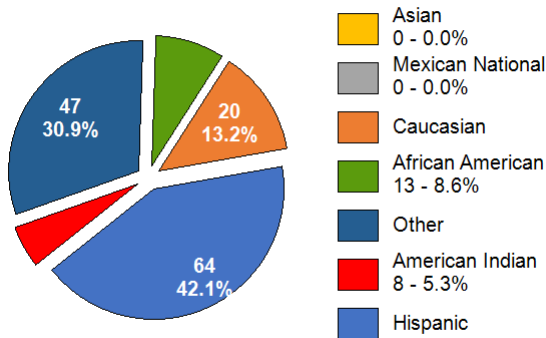
SECURE CARE COMMITTING COUNTY

Population as of the last day of the month.

COUNTY	MALE	FEMALE	TOTAL	PERCENT
Apache	2	0	2	1.3%
Cochise	6	0	6	3.9%
Coconino	0	0	0	0.0%
Gila	2	0	2	1.3%
Graham	4	1	5	3.3%
Greenlee	2	1	3	2.0%
La Paz	0	0	0	0.0%
Maricopa	65	4	69	45.4%
Mohave	12	3	15	9.9%
Navajo	2	0	2	1.3%
Pima	23	2	25	16.4%
Pinal	1	0	1	0.7%
Santa Cruz	1	0	1	0.7%
Yavapai	1	1	2	1.3%
Yuma	15	4	19	12.5%
TOTAL	136	16	152	100%

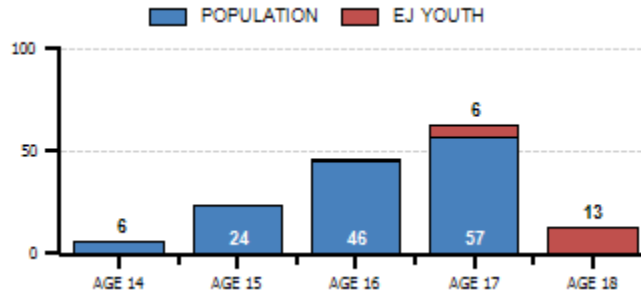
SECURE CARE ETHNIC DISTRIBUTION

Population as of the last day of the month.



SECURE CARE AGE DISTRIBUTION

A.R.S. 8-202 requires juvenile courts to retain jurisdiction over a juvenile who is at least 17 years old and who has been adjudicated delinquent, until the person reaches 19 years old. This requires the court to order continued services until the juvenile reaches 19 years old or services are terminated by the court. Content represents population as of the last day of the month, highlighting our Extended Jurisdiction (EJ) youth.



LENGTH OF STAY

Since July 1, 2023 (FY 24), the ADJC released 148 youth from its population, excluding revocations, who served an average of 9.0 months.

CATEGORY	6 MONTHS OR LESS	6 TO 12 MONTHS	12 MONTHS OR GREATER
Released to Parole	3	61	7
Aged Out (18-19)	30	25	16
Convicted as an Adult	1	2	0
ICE Discharge	0	0	0
Recalled by Court	0	0	0
Other	0	2	1
TOTAL	34	90	24

RECIDIVISM RATES

Represents youth identified by the year they were released, who returned to custody with AZDJC or ADC following their release from Secure Care.

LENGTH OF FOLLOW-UP	NEW OFFENSES & TECHNICAL VIOLATIONS	NEW OFFENSES	SEXUAL OFFENSES
2022 Releases (12 Months)	35.1%	19.8%	0.0%
2021 Releases (24 Months)	36.5%	28.4%	0.0%
2020 Releases (36 Months)	47.5%	40.0%	0.0%

RESTORATIVE JUSTICE

Represents services provided to victims and restitution collected from youth. As of June 30th, 2024, 64 victims (42.11%) are registered.

CATEGORY	THIS MONTH	FY 24 (YTD)
Victims Registered	2	64
Victim Notifications	29	193
Victim Notification of Release	25	111
Victim Services Provided	264	2861
Victim Restitution Collected	\$29.58	\$308.78

ARIZONA DEPARTMENT OF JUVENILE CORRECTIONS

JUST THE FACTS

Our Vision is to be a nationally recognized leader that advances public safety through the rehabilitation of seriously delinquent youth.

JUNE 2024

KATIE HOBBS
GOVERNOR

DOUG SARGENT
DIRECTOR

ARIZONA DEPARTMENT OF
JUVENILE CORRECTIONS
100 North 15th Avenue Suite 103
Phoenix, Arizona 85007
www.azdjc.gov

This publication provides preliminary data. Please refer to our online reports for the most current statistics. Thank you.

Published July 12, 2024

AGENCY CENSUS

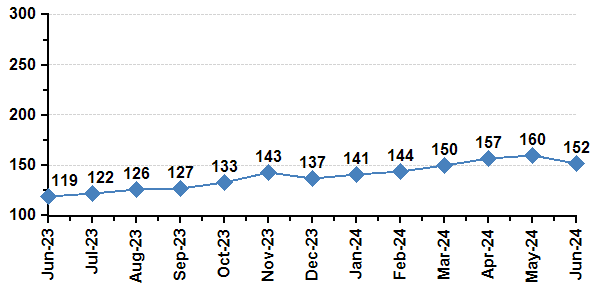
Population as of the last day of the month.

CATEGORY	MALE	FEMALE	TOTAL
Secure Care	136	16	152
Parole – Community Supervision	30	3	33
Parole – Interstate In	64	15	79
Parole – Interstate Out	0	0	0
Parole – Abscond / Warrant	1	0	1
Probation – Interstate Out	2	0	2
TOTAL	233	34	267

The ADJC currently supervises 28 extended jurisdiction youth. There are 19 males, and 1 female in Secure Care as well as 7 males and 1 female on Parole. Dually involved youth, (Department of Child Safety) represents 33 (17.74%) of our Secure Care and Parole populations.

SECURE CARE POPULATION TREND

Content represents a thirteen-month population trend as of the last day of the month. Data reflects a 27.73% increase since June 2023.



SECURE CARE POPULATION DETAIL

Population admissions and releases during the month.

POPULATION AS OF MAY 31, 2024				160
ADMISSIONS	MALE	FEMALE	TOTAL	
New Commitment	8	0	8	
Parole Violator	1	0	1	
Re-Commitment	0	0	0	
Pending Suspension/Revocation	0	0	0	
TOTAL	9	0	9	
RELEASES	MALE	FEMALE	TOTAL	
Released to Parole	12	0	12	
Aged Out (18-19)	3	2	5	
Convicted as an Adult	0	0	0	
ICE Discharge	0	0	0	
Other	0	0	0	
From Pending Sus/Rev	0	0	0	
TOTAL	15	2	17	
POPULATION AS OF JUNE 30, 2024				152

AGENCY RISK LEVELS

Population risk to recidivate based upon the Arizona Juvenile Assessment System (AZYAS) Assessment Tool as of the last day of the month.

CATEGORY	SECURE CARE*	PAROLE**
Low Risk	26 17.2%	8 23.5%
Moderate Risk	63 41.4%	17 50.0%
High Risk	63 41.4%	9 26.5%
TOTAL	152 100%	34 100%

* At the time this document was published, all youth may not have been assessed.

** Parole includes Community Supervision, Interstate Out and Abscond.

AGENCY PRIOR REFERRALS

The number of times a youth was involved in the juvenile justice system prior to commitment to AZDJC as of the last day of the month.

CATEGORY	SECURE CARE	PAROLE
1 to 3 Referrals	24	6
4 to 6 Referrals	37	9
7 to 9 Referrals	33	5
10 to 12 Referrals	24	7
13 or More Referrals	34	7
TOTAL	152	34

AGENCY PRIOR ADJUDICATIONS

The number of times a youth was involved in the juvenile justice system prior to commitment to AZDJC as of the last day of the month.

CATEGORY	SECURE CARE	PAROLE
1 Adjudication	40	9
2 to 3 Adjudications	72	15
4 to 5 Adjudications	32	6
6 to 7 Adjudications	5	4
8 or More Adjudications	3	0
TOTAL	152	34

AGENCY PRIOR COMMITMENT OFFENSES

The most serious offense committed by the youth prior to commitment to AZDJC as of the last day of the month.

CATEGORY	SECURE CARE	PAROLE
Public Order Offenses	9	4
Crimes Against Persons	62	14
Property Offenses	31	10
Other Offenses	29	3
Drug Offenses	11	0
Weapon Offenses	10	3
Non-Delinquent Offenses	0	0
TOTAL	152	34

CLINICAL SERVICES

During the intake assessment, we identify and prescribe treatment to address criminogenic and non-criminogenic factors. Content represents the minimum treatment duration and number of youth prescribe treatment as of the last day of the month. Youth may be enrolled in more than one program.

CATEGORY	DURATION	YOUTH
Dialectical Behavior Therapy	6 Months	152
Seven Challenges	6 Months	53
Aggression Replacement Therapy	10 Weeks	109
Stages of Accomplishment (1)	6 Months	18
Sex Trafficking Awareness & Recovery (2)	11 Weeks	3

1. Stages of Accomplishment – Individual formalized treatment.

2. Sex Trafficking Awareness & Recovery – Prescribed for female youth only.

EDUCATION SERVICES

Number of youth enrolled in all school programs as of the last day of the month. Youth may be enrolled in more than one program.

CATEGORY	SECURE CARE
Enrolled in School	139
Out to Court / Detention – Not Enrolled in School	8
Enrolled in Career Technical Education	84
Enrolled in IDEA / Section 504 (Special Education)	55
GED Certificates Awarded (FY 24)	21
High School Diplomas Awarded (FY 24)	11

EDUCATION SERVICES WHILE ON PAROLE

Number of youth enrolled in school or work activities while on Parole as of the last day of the month. Youth may be enrolled in more than one program.

CATEGORY	PAROLE
Enrolled in School	4
GED Preparation	2
Post-Secondary School	2
Vocational Training	2
Employment	11

HEALTH SERVICES

Number of health-related services provided to youth throughout the month.

CATEGORY	SECURE CARE
Healthcare Request Forms Received	271
Hospital Admissions	10
Intake / PV Screenings	9
Medical Provider Line	88
Offsite Dental Provider Visits	28
Nursing Line (scheduled and unscheduled)	470
Mental Health (Psychiatric) Provider Visits	78